

# Tobacco Use Disparities in Oklahoma

## 2023 Update

(2011 – 2021 Trend Data)



# Tobacco Use Disparities in Oklahoma 2023 Update



**Prepared by**

Nasir Mushtaq, PhD

Laura A. Beebe, PhD

Department of Biostatistics and Epidemiology

Hudson College of Public Health

University of Oklahoma Health Sciences Center

**Prepared for**

Oklahoma State Department of Health

Chronic Disease Prevention Service

**June 27, 2023**

# Table of Contents

|   | Page |
|---|------|
| Key Findings  | 4    |
| Background  | 5    |
| Methods   | 6    |
| Cigarette smoking   | 10   |
| Current cigarette smoking                                   | 10   |
| Patterns of cigarette smoking: Someday and Everyday Smoking | 22   |
| Former cigarette smokers                                    | 44   |
| Smokeless tobacco use                                       | 56   |
| Electronic Vaping Product (EVP) use                         | 68   |
| Quit attempts   | 80   |
| Secondhand smoke exposure at home                           | 92   |
| Secondhand smoke exposure in vehicle                        | 104  |
| Appendix A: Tables  | 116  |

# Key Findings

- This updated report includes data on tobacco use, quit behaviors and secondhand smoke exposure among Oklahomans from 2011 – 2021.
- In Oklahoma, the prevalence of cigarette smoking overall was 16.9% in 2021. Since 2011 there has been a statistically significant average annual decline in smoking prevalence of 3.5%. Everyday smoking among Oklahomans has declined an average of 4% each year since 2011.
- Education and income continue to demonstrate strong inverse associations with current smoking – those with more education and higher incomes have significantly lower smoking prevalence rates.
- The prevalence of current smoking continues to be twice as high for individuals with Frequent Mental Distress (FMD) compared to those without FMD. Similar trends were observed for individuals with 14 or more days of poor physical health.
- The prevalence of current smoking was consistently higher among those who reported one or more disability. In 2021, more than 24% of Oklahoma adults with at least one disability were current smokers.
- In 2021, electronic vaping products (EVP) were used by 9.3% of Oklahomans in the past month. The prevalence of EVP use was twice as high for Oklahomans with FMD (17.3%).
- Approximately 52% of Oklahoma smokers reported a quit attempt in the last year. This proportion has not significantly changed over the past 11 years.
- Since 2011, the proportion of Oklahomans reporting a smoking ban in the home or vehicles has increased significantly. Those with one or more disability consistently reported significantly lower prevalence of home or vehicle smoking ban than those with no disability.

# Background

- Although the prevalence of smoking has been decreasing over time, certain population subgroups continue to smoke at much higher rates than the general population.
- Tobacco-related health disparities have been demonstrated by sex, age, race/ethnicity, education, income, area of residence, physical and mental health status, disability status and health insurance coverage. This report explores differences in patterns of cigarette smoking, smokeless tobacco use, electronic vapor product use, past quit attempts, and secondhand smoke exposure at home and in vehicles among these population subgroups and over time.
- Identifying and eliminating tobacco-related disparities is one of the four goals for comprehensive tobacco control programs. Identifying disparities in Oklahoma and examining trends in disparities over time is essential for Oklahoma to continue to make progress in reducing the tobacco-related disease burden in the state.

# Methods

- This report evaluates trends in tobacco-related disparities in Oklahoma from 2011 to 2021. Tobacco-related disparities examined in this report include prevalence of tobacco use, patterns of cigarette smoking, former smoking, past quit attempts, and exposure to secondhand smoke (SHS).
- Data used in this report were obtained from Oklahoma Behavioral Risk Factor Surveillance System (BRFSS). Information was obtained from 2011 to 2021 BRFSS surveys.
- Cigarette smoking was defined as having smoked at least 100 cigarettes during one's lifetime and smoking cigarettes everyday or somedays during the past 30 days.
- Cigarette smoking pattern was separated into two groups, everyday smokers and someday smokers.
- Smokeless tobacco (ST) use was defined as current use of chewing tobacco, snuff, or snus. ST use prevalence was low among women ( $\leq 1.5\%$ ); therefore, subgroup analysis of ST use was restricted to male ST users only.

# Methods

- From 2017 to 2021 electronic vapor product (EVP) use was a state-added question, and it differed slightly from data previously collected. Therefore, only the 2017 to 2021 state-added questions were used to create tables and figures related to EVP use. Current EVP use in this report reflects everyday or someday use in the past 30 days.
- A quit attempt in the past 12 months was defined as stopping smoking for one day or longer because the smoker was trying to quit.
- Secondhand smoke (SHS) exposure was assessed by self-reported smoking restrictions at home and inside vehicles.
  - Home smoking ban indicated that smoking was never allowed inside one's home
  - Vehicle smoking bans referred to the policy that smoking was not allowed in any of the vehicles driven by the respondent.

# Methods

- Racial/ethnic groups were defined\* as non-Hispanic (NH) White, NH-Black, NH-American Indian/Alaska Native, NH-Other, and Hispanic. NH-Other group included NH-Asian, NH-Hawaiian or Pacific Islander, NH-Other, and NH-Multiracial.
- Age was grouped into six categories: 18-24, 25-34, 35-44, 45-54, 55-64, and 65 years or older.
- Income was categorized as Less than \$15,000, \$15,000 to \$24,999, \$25,000 to \$34,999, \$35,000 to \$49,999, and \$50,000 or more.
- Education had four levels: less than high school, high school, some college, and college graduate or more.
- Area of residence, Urban/Rural, was defined based on geographic region: BRFSS Regions 3 and 4 (Tulsa and Central which includes Oklahoma and Cleveland counties) were considered as Urban; whereas regions 1, 2, 5, and 6 (Northwest, Northeast, Southwest, and Southeast) were categorized as rural.
- Poor physical health was defined as having 14 or more days of poor physical health in the past 30 days. Whereas, 14 or more days of poor mental health in the past 30 days was referred to as Frequent Mental Distress (FMD)
- Disability status was defined as having one or more of the six disability types including, cognitive disability, hearing disability, mobility disability, vision disability, self-care disability, and independent living disability. Disability status data were available from 2016 to 2021.

\*These race/ethnicity categories differ from those used in the American Indian and African American/Black disparities reports.



# Methods

- Because of small sample sizes for some subgroups, three-year rolling averages were calculated for age, race/ethnicity, education, and income. The rolling-averages provided more reliable estimates to express and compare prevalence proportions. This approach is consistent with CDC guidance on using BRFSS data.
- Weighted analysis was conducted by using SAS Proc Surveyfreq procedure. Weighted estimates obtained were representative of the Oklahoma population and permitted across year comparisons.
- 95% confidence intervals (CIs) were also calculated for the weighted estimates (%).
- Joinpoint regression modelling was applied to examine continuous changes in the estimates over the period of 2011-2021. To describe linear trends for this period, the estimated annual percent change (APC) was computed. Year was used as a regressor variable and p-values were obtained for significant APC. For regression function, ordinary least squares (OLS) method was used and assumptions of constant variance and uncorrelated errors were made.
- Statistically significant values ( $p < 0.05$ ) are noted with an asterisk.

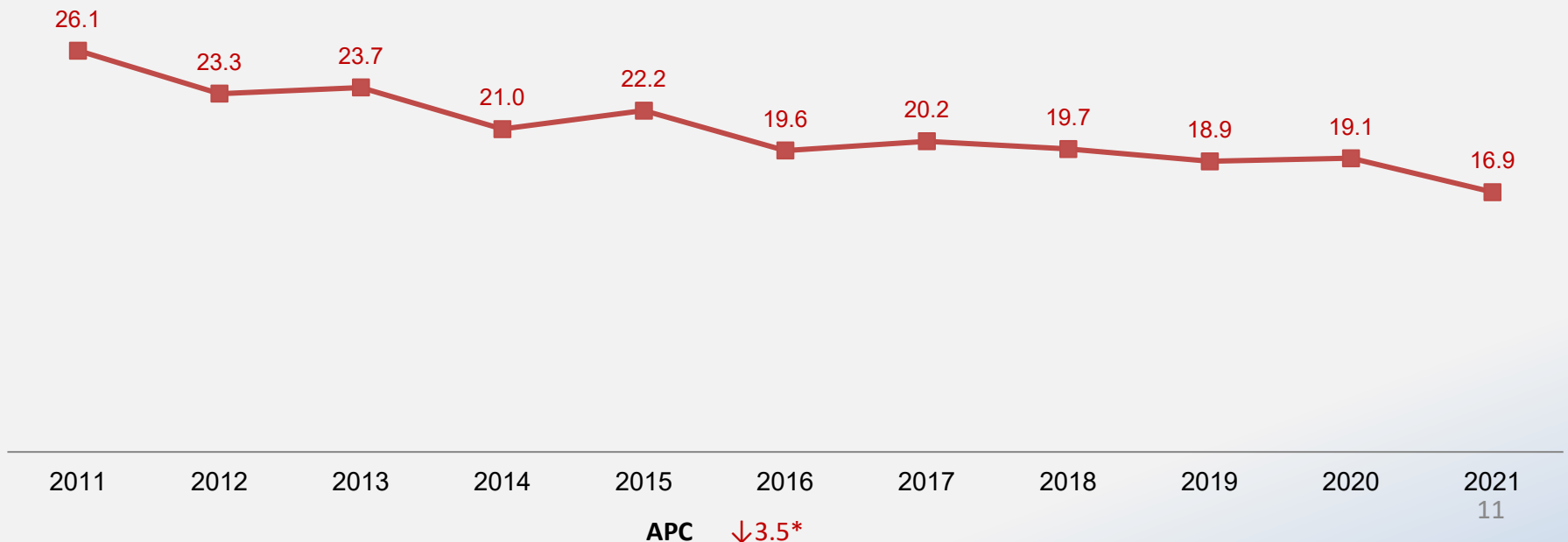
## **1. RESULTS: CIGARETTE SMOKING**

### **CURRENT CIGARETTE SMOKING**

# Prevalence of Current Cigarette Smoking among Adults

Although the adult smoking prevalence remains higher than the national average, Oklahoma has experienced a decline in smoking over time. The smoking prevalence in Oklahoma declined an average of -3.5% each year over the last 11 years, and this change was statistically significant. In 2021, the prevalence of adult cigarette smoking in Oklahoma was 16.9%.

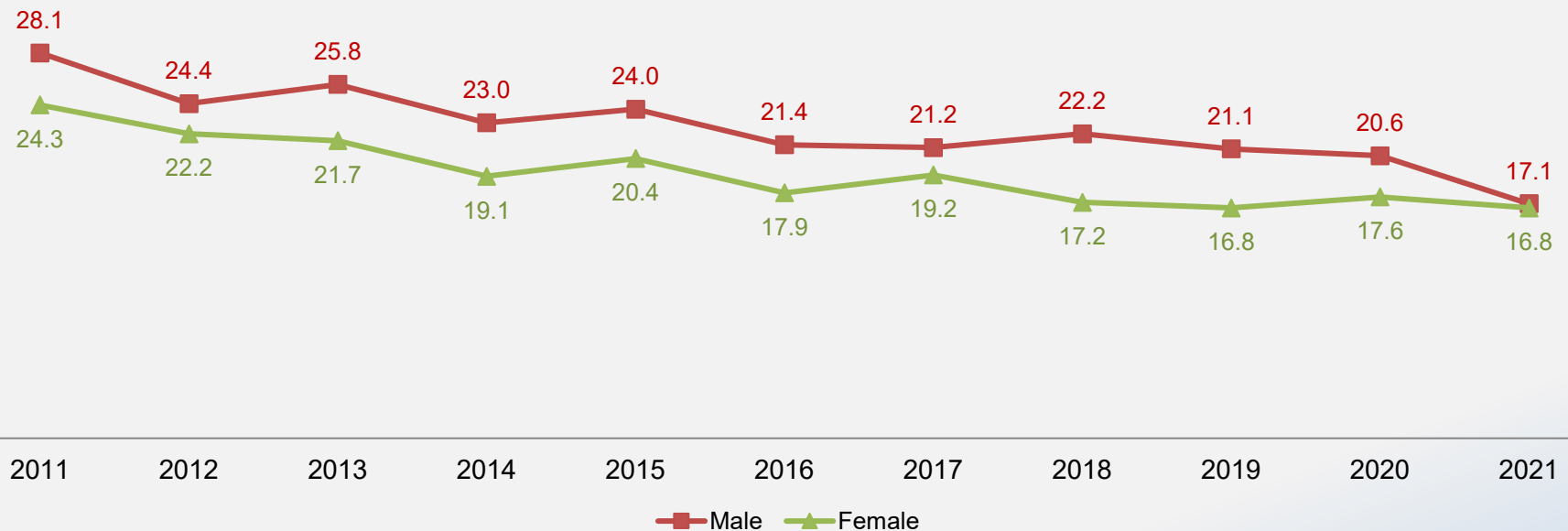
**Figure 1.1 Prevalence (%) of current cigarette smoking among Oklahoma adults  
(Oklahoma BRFSS 2011 – 2021)**



# Prevalence of Current Cigarette Smoking among Adults by Sex

The prevalence of current cigarette smoking among Oklahoma adults has consistently remained higher for males compared to females, although the differences each year were not always statistically significant. In 2021, the prevalence of smoking was 17.1% for males and 16.8% for females. Smoking prevalence has been on a downward trend for both males and females, with statistically significant average annual percent decrease of -3.5% for males and -3.4% for females.

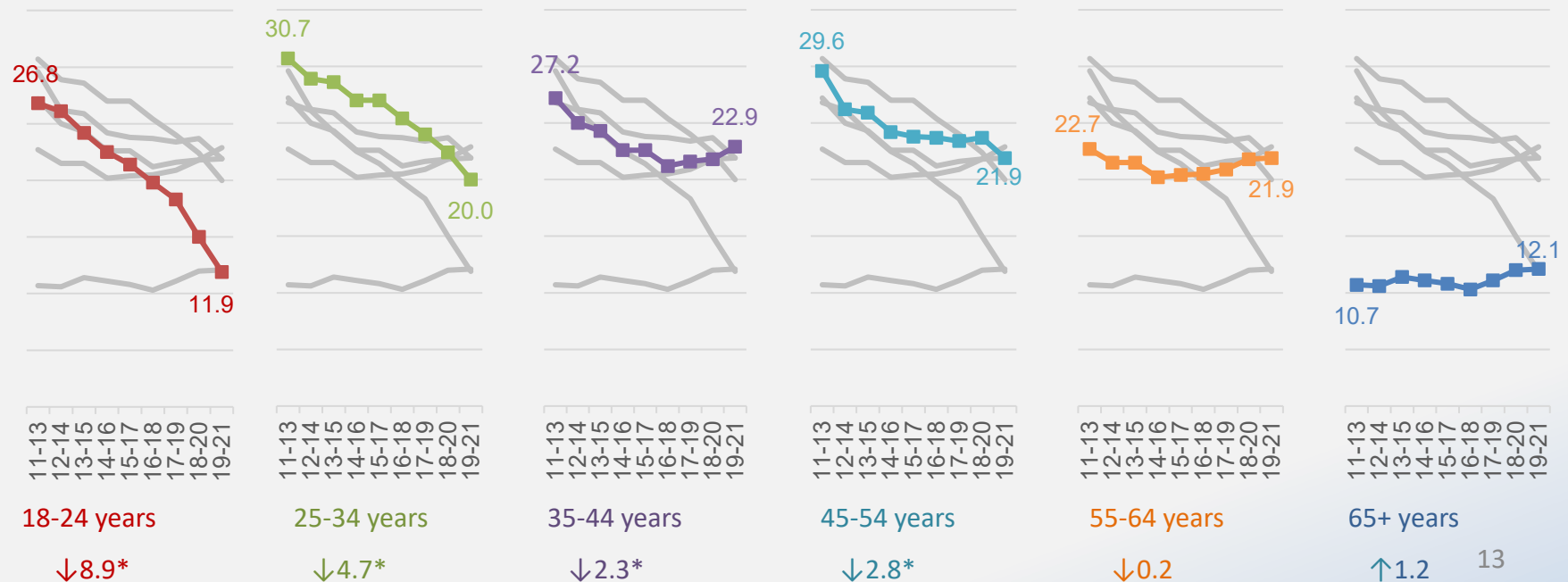
**Figure 1.2 Prevalence (%) of current cigarette smoking among Oklahoma adults by sex (Oklahoma BRFSS 2011 – 2021)**



# Prevalence of Current Cigarette Smoking among Adults by Age

From 2011-2013 to 2017-19, Oklahomans aged 25 to 34 have consistently had one of the highest prevalences of current smoking; however, during 2019-21 the prevalence was highest among 35-44 years old. Statistically significant average annual declines of -8.9% among those 18-24 years, -4.7% among 25-34 year old, -2.3% among 35-44 year old, and -2.8% among 45-54 year old were observed.

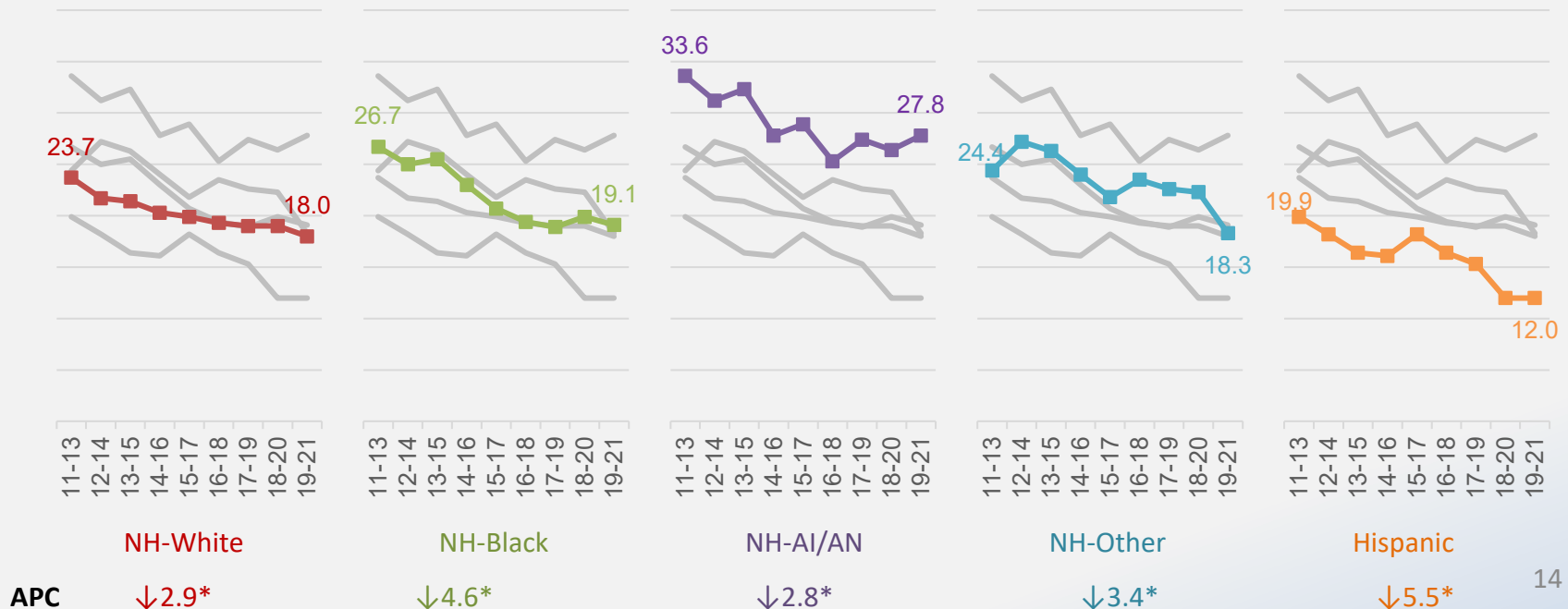
**Figure 1.3 Three-year rolling prevalence of current cigarette smoking among Oklahoma adults by age (Oklahoma BRFSS 2011 – 2021)**



# Prevalence of Current Cigarette Smoking among Adults by Race/Ethnicity

The prevalence of smoking in Oklahoma varies by race/ethnicity. Non-Hispanic American Indians/Alaska Natives (NH-AI/ANs) have historically had the highest smoking prevalence rates. In 2019-21, 27.8% of the NH-AI/ANs were current cigarette smokers. All racial/ethnic groups have experienced statistically significant declines in smoking prevalence since 2011.

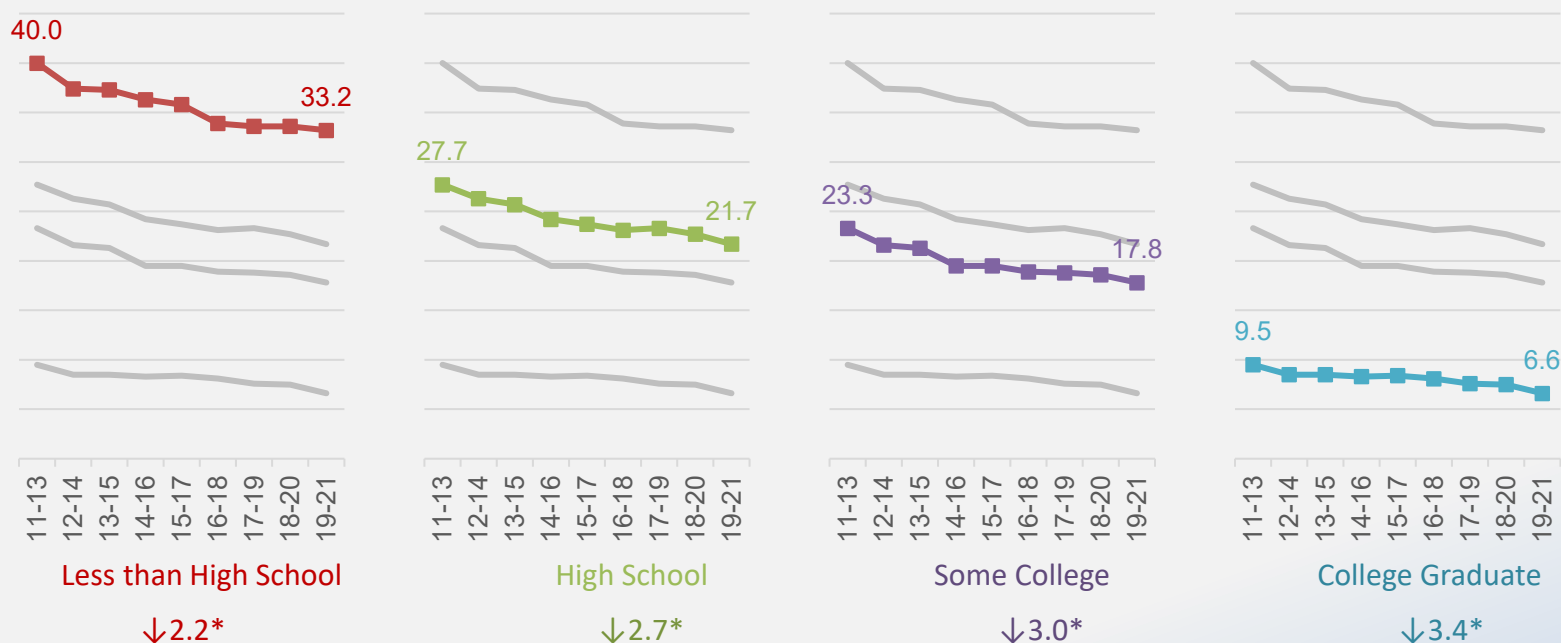
**Figure 1.4 Three-year rolling prevalence of current cigarette smoking among Oklahoma adults by race/ethnicity (Oklahoma BRFSS 2011 – 2021)**



# Prevalence of Current Cigarette Smoking among Adults by Education

A strong association between education and current smoking has been consistent during the past 11 years. The prevalence of smoking among Oklahomans with less than a high school diploma (33.2%) remains much higher than those with a high school diploma (21.7%), some college (17.8%) or a college degree (6.6%). During the 11 year period, all of the declines in smoking prevalence by education were statistically significant.

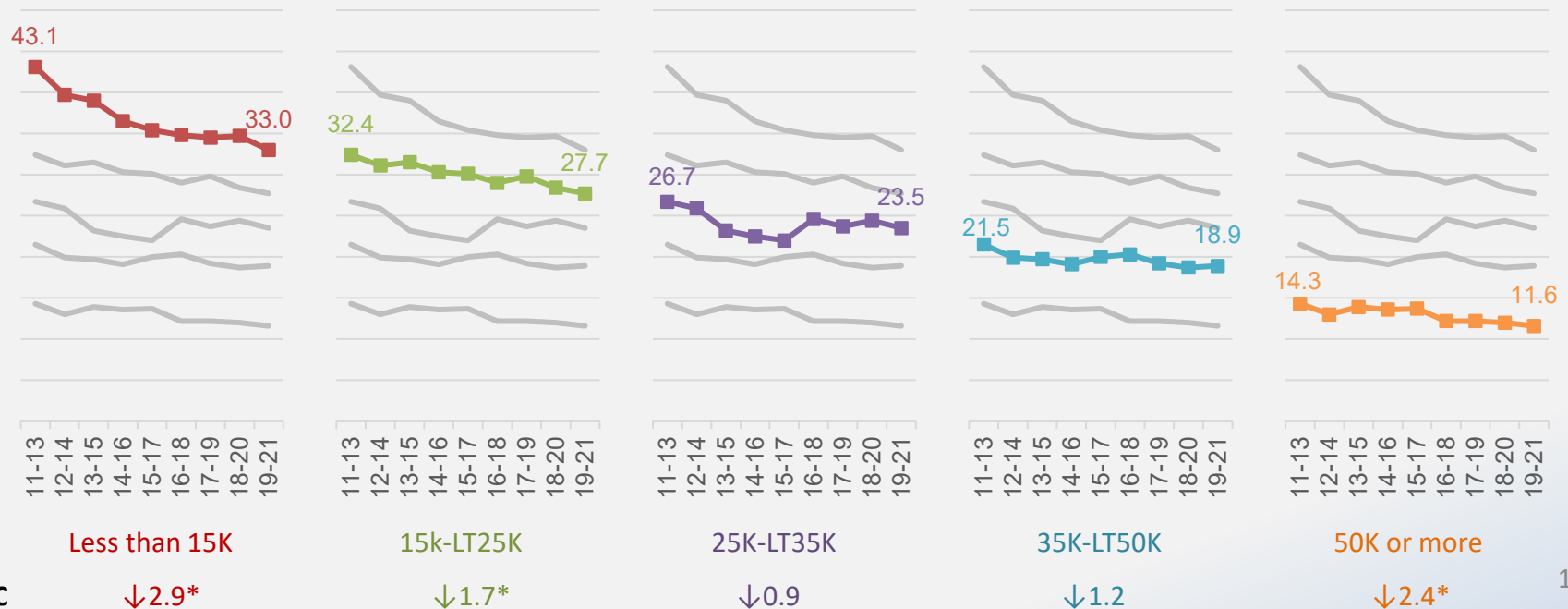
**Figure 1.5 Three-year rolling prevalence of current cigarette smoking among Oklahoma adults by education (Oklahoma BRFSS 2011 – 2021)**



# Prevalence of Current Cigarette Smoking among Adults by Income

Similar to the gradient observed with education, Oklahomans with low income have higher smoking prevalence compared to groups with higher income. In 2019-21, the prevalence of current smoking was 33% among individuals earning less than \$15,000 per year compared to 11.6% among those earning \$50,000 or more. However, those in the lowest income category have seen the most significant declines in smoking prevalence over time (APC -2.9%) followed by those in the highest income group (APC -2.4%).

**Figure 1.6 Three-year rolling prevalence of current cigarette smoking among Oklahoma adults by Income (Oklahoma BRFSS 2011 – 2021)**

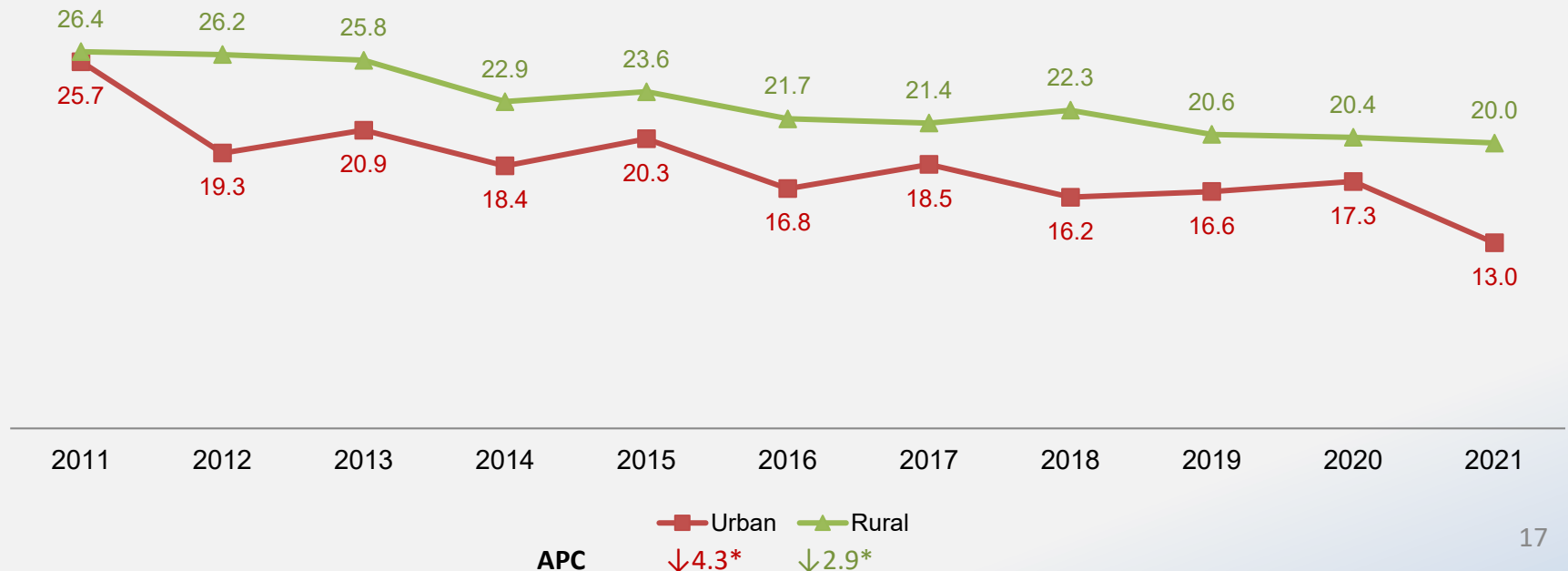




# Prevalence of Current Cigarette Smoking among Adults by Area of Residence

In 2011, the prevalence of smoking among Oklahomans who reported a rural area of residence was similar to those who reported an urban area of residence. Since then, Oklahomans living in rural areas have reported a higher smoking prevalence compared to those in urban areas. In 2021, the prevalence of smoking in rural areas was 20% compared to 13% in urban areas. Both groups had significant average annual decline during the 11 year period.

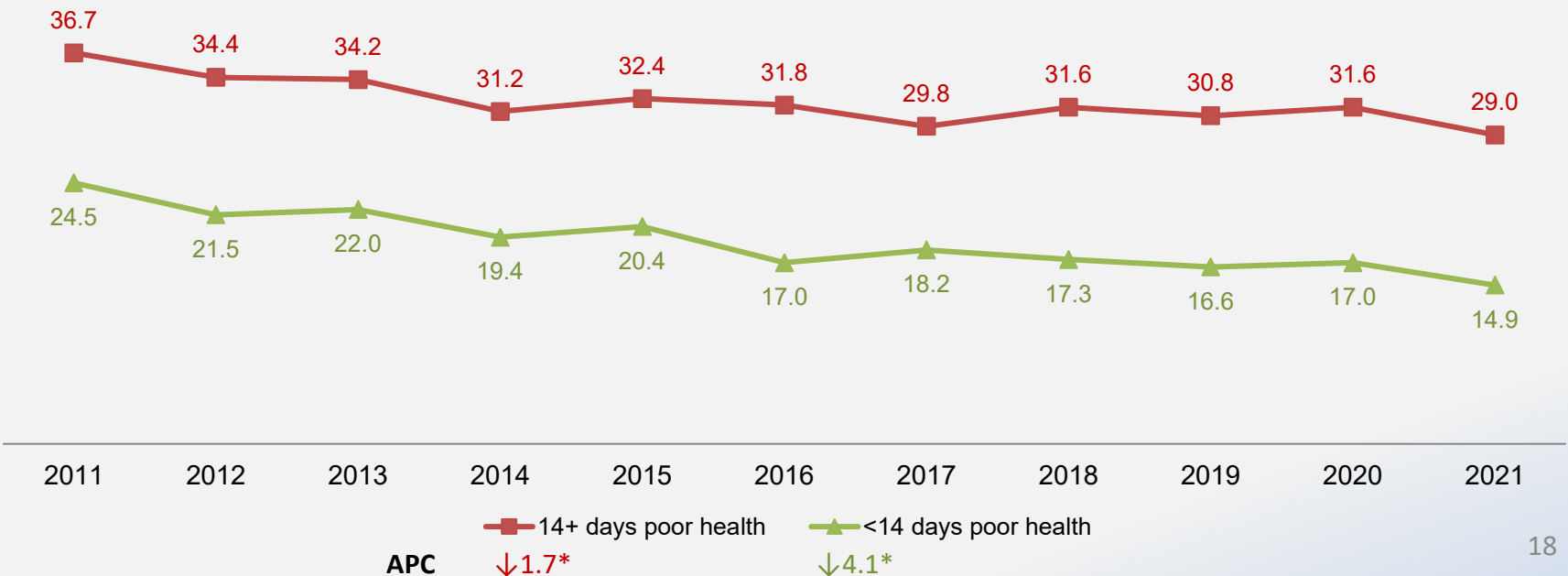
**Figure 1.7 Prevalence (%) of current cigarette smoking among Oklahoma adults by area of residence (Oklahoma BRFSS 2011 – 2021)**



# Prevalence of Current Cigarette Smoking among Adults by Physical Health

The prevalence of smoking among individuals with poor physical health has been consistently higher than among those with better physical health. 29% of individuals who reported more than 14 poor physical health days during the past month also reported current cigarette smoking, compared to 14.9% of those with fewer than 14 poor physical health days. The downward trend was statistically significant for both groups but greater for those with fewer than 14 poor physical health days (-4.1% vs. -1.7%).

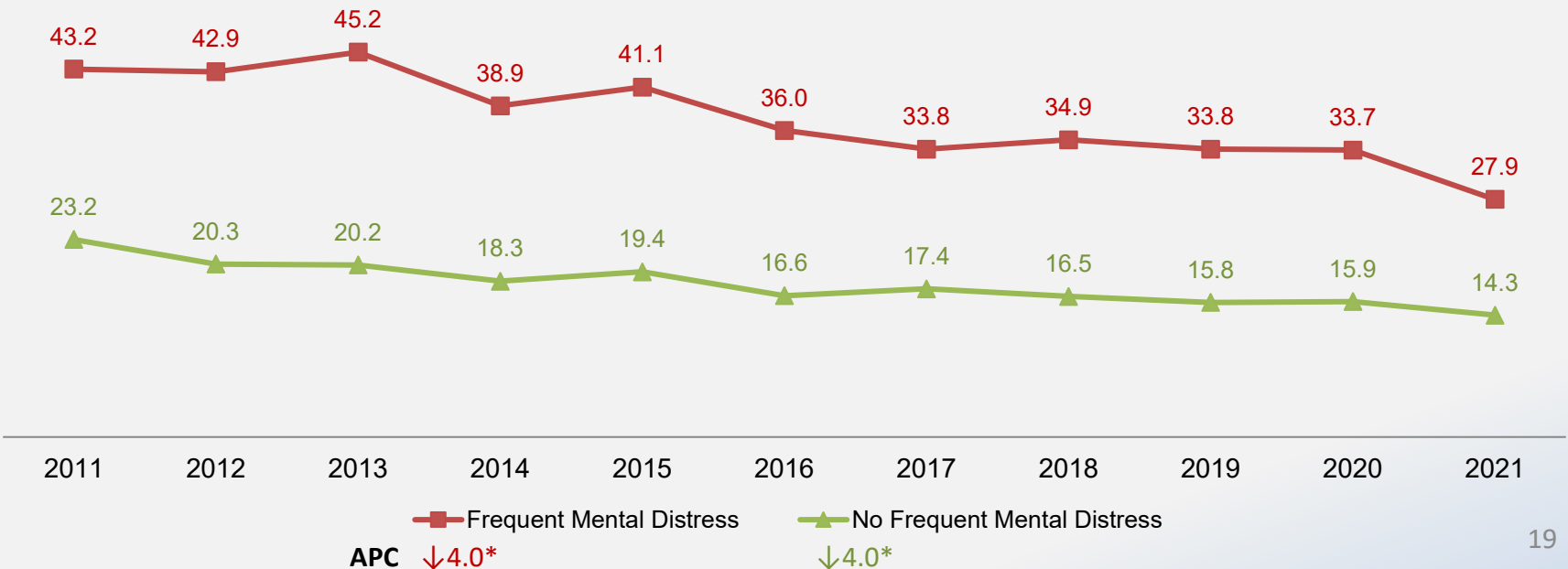
**Figure 1.8 Prevalence (%) of current cigarette smoking among Oklahoma adults by physical health status (Oklahoma BRFSS 2011 – 2021)**



# Prevalence of Current Cigarette Smoking among Adults by Mental Health

Similar trends in smoking prevalence were observed for poor mental health in addition to physical health. In 2021, 27.9% of individuals reporting Frequent Mental Distress (FMD), or more than 14 days of poor mental health in the past month, were current smokers compared to 14.3% of those without FMD. Both groups experienced statistically significant average annual percent declines of -4% in current smoking since 2011.

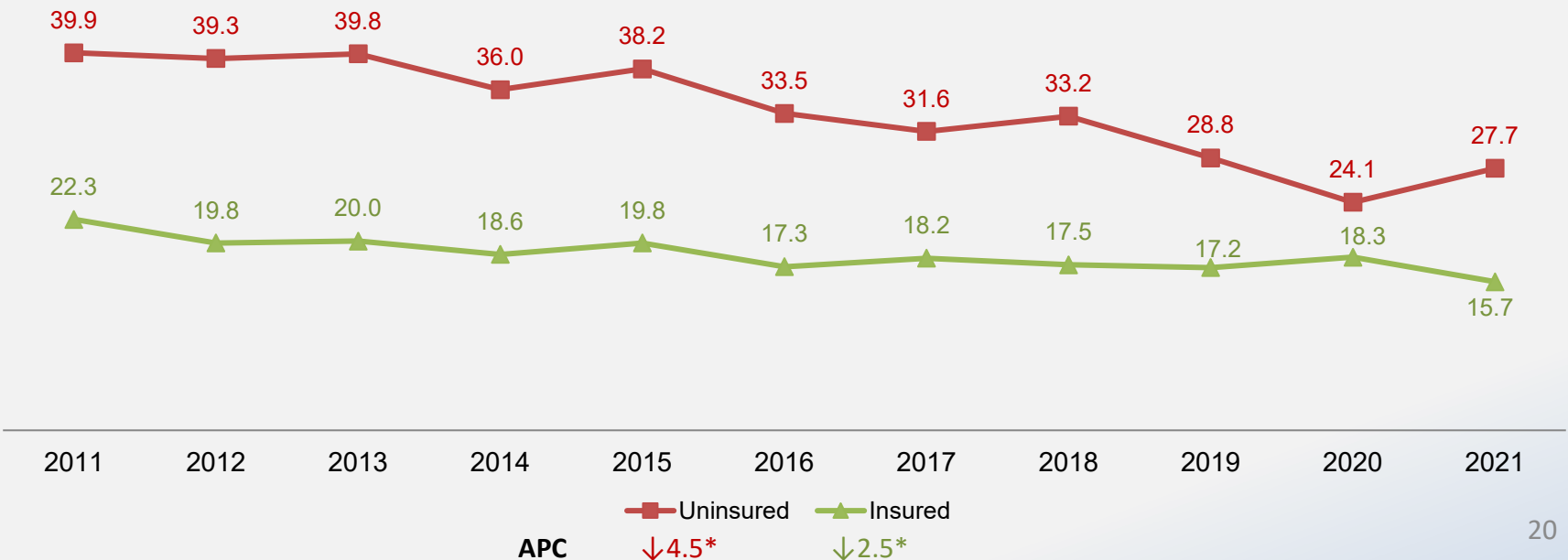
**Figure 1.9 Prevalence (%) of current cigarette smoking among Oklahoma adults who had Frequent Mental Distress (FMD) (Oklahoma BRFSS 2011 – 2021)**



# Prevalence of Current Cigarette Smoking among Adults by Health Insurance Coverage

There is a consistent disparity in smoking prevalence by health insurance status. Oklahomans who report having no health insurance coverage have a smoking prevalence that is significantly higher than those who report having insurance, which includes private insurance, Medicare or Medicaid, or Indian Health Service. In 2021, smoking prevalence was 27.7% for those without insurance, compared to 15.7% for the insured.

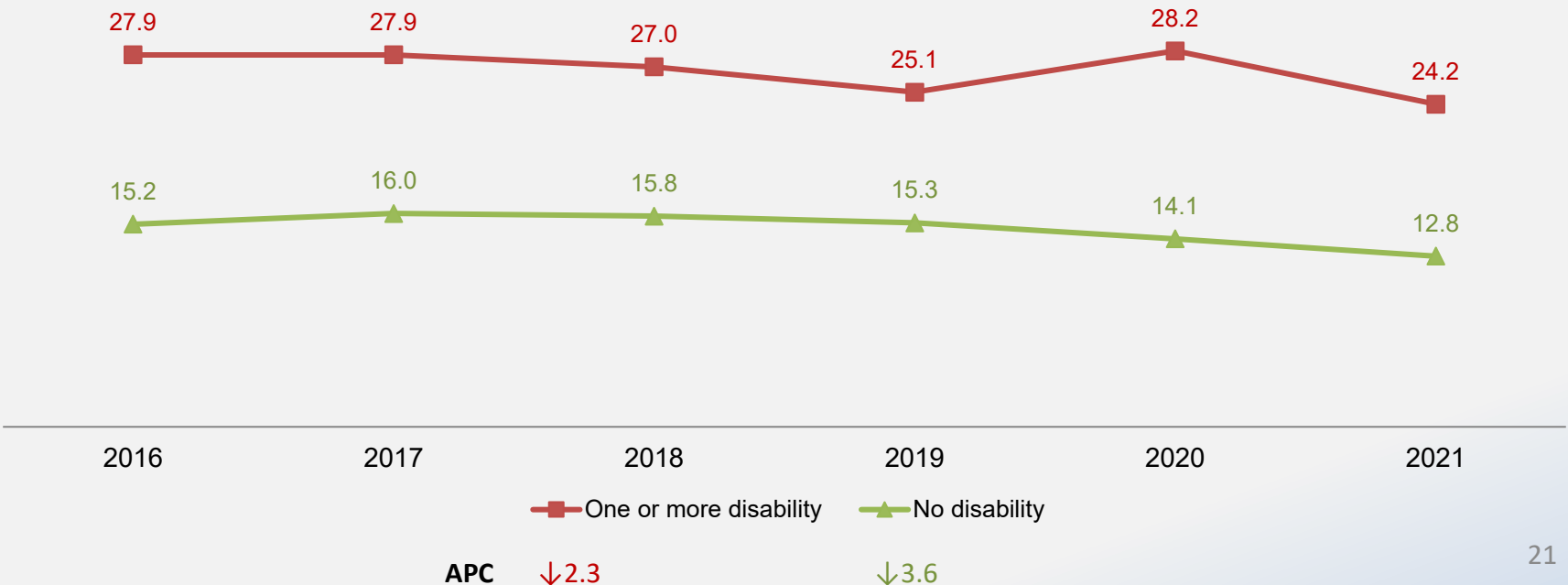
**Figure 1.10 Prevalence (%) of current cigarette smoking among Oklahoma adults by health insurance coverage (Oklahoma BRFSS 2011 – 2021)**



# Prevalence of Current Cigarette Smoking among Adults by Disability

The prevalence of current smoking is consistently higher among those who have one or more disability compared to those without any disability. In 2021, 24.2% of those with one or more disability were current smokers compared to 12.8% of those with no disability.

**Figure 1.11 Prevalence (%) of current cigarette smoking among Oklahoma adults by disability (Oklahoma BRFSS 2016 – 2021)**



**2.**

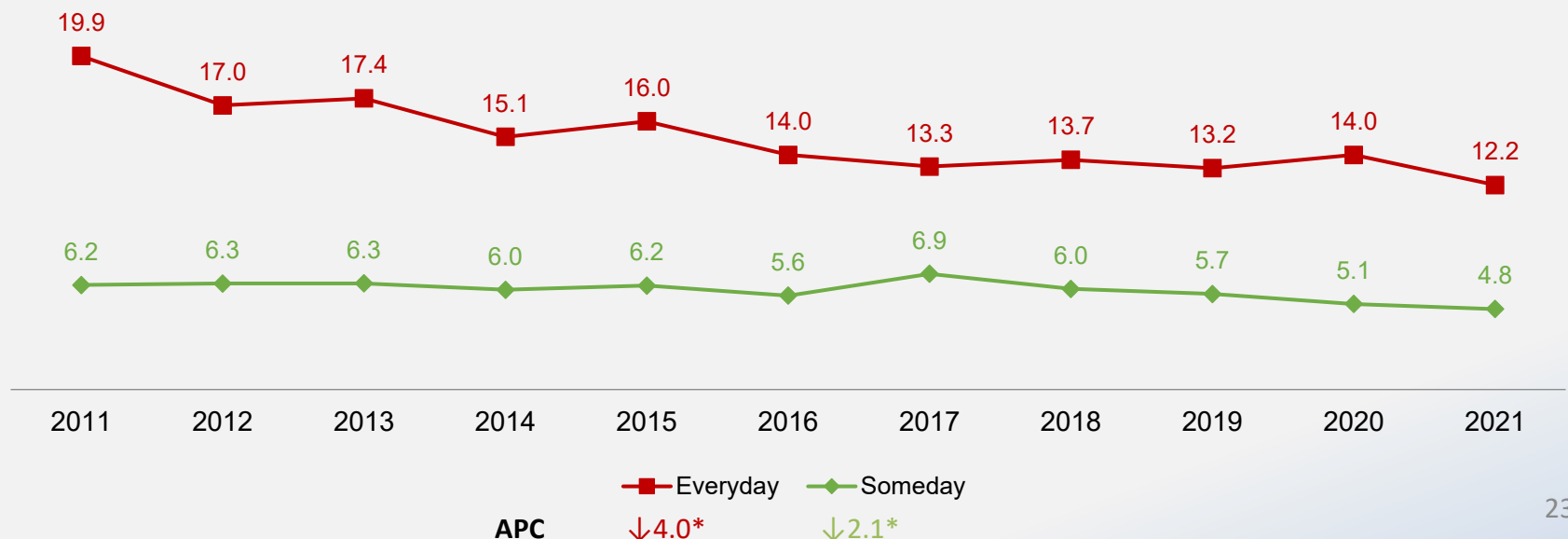
## **RESULTS: CIGARETTE SMOKING**

### **PATTERNS OF CIGARETTE SMOKING**

# Prevalence of Current Everyday and Someday Smoking among Adults

The majority of current smokers in Oklahoma report smoking everyday. Throughout the past 11 years, the prevalence of someday smoking has remained consistently lower than everyday smoking. The prevalence of everyday smoking has decreased from 19.9% in 2011 to 12.2% in 2021, with a statistically significant average annual percentage change (-4%). During the 11 year period, the prevalence of someday smoking significantly decreased by an average annual change of -2.1%.

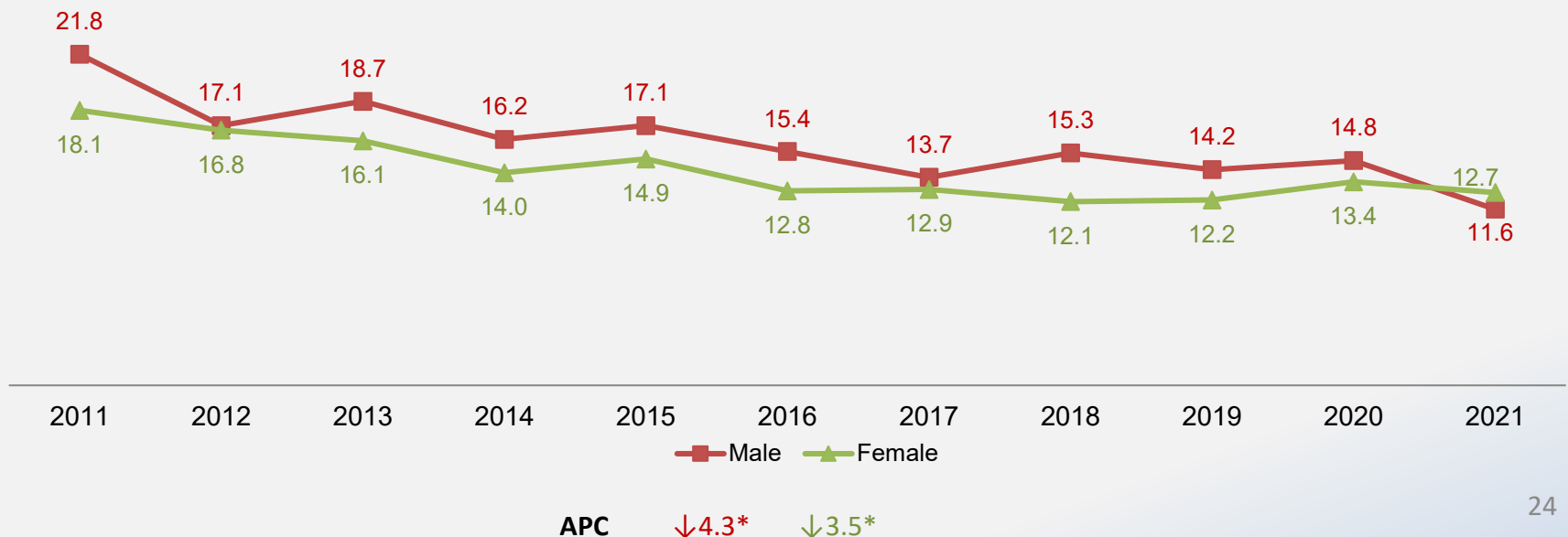
**Figure 2.1 Prevalence (%) of everyday and someday smoking among Oklahoma adults  
(Oklahoma BRFSS 2011 – 2021)**



# Prevalence of Current Everyday Smoking among Adults by Sex

From 2011 to 2020, the proportion of males who were current everyday smokers remained higher than for females; however, in 2021, the prevalence of current everyday smoking was higher among females (12.7%) compared to males (11.6%). The average annual decline in prevalence of current everyday smoking among both males and females was statistically significant during the past 11 years.

**Figure 2.2 Prevalence (%) of everyday smoking among Oklahoma adults by sex (Oklahoma BRFSS 2011 – 2021)**

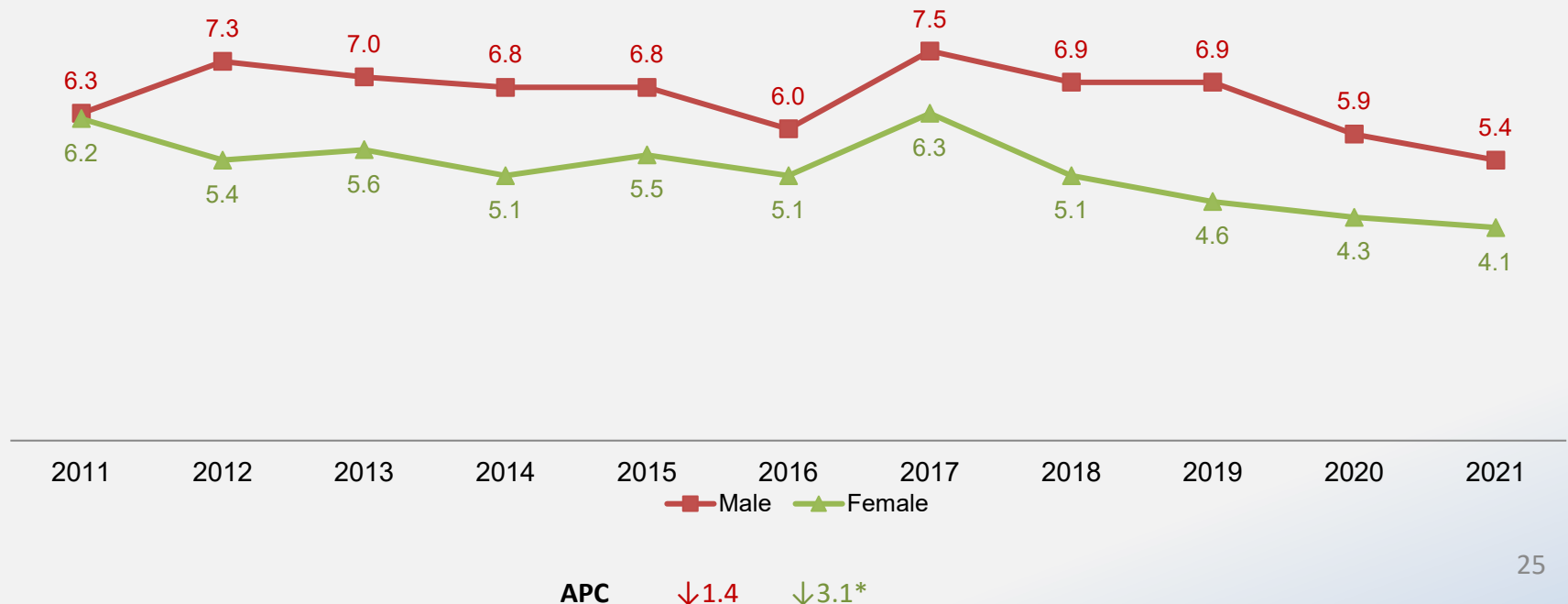




# Prevalence of Current Someday Smoking among Adults by Sex

Since 2017, the proportion of someday smokers has steadily decreased. Among females, the prevalence of someday smoking significantly declined by average annual percent change of -3.1%. In 2021, 5.4% of males reported smoking some days compared to 4.1% of females.

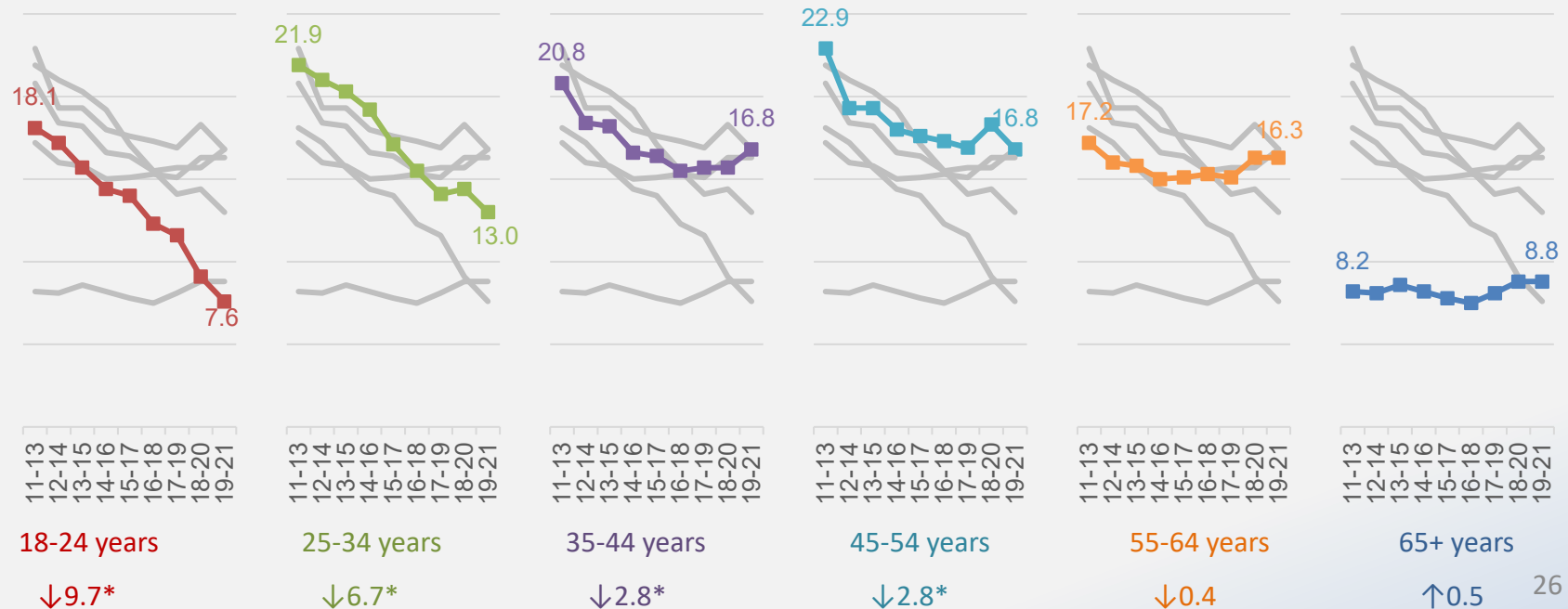
**Figure 2.3 Prevalence (%) of someday smoking among Oklahoma adults by sex (Oklahoma BRFSS 2011 – 2021)**



# Prevalence of Current Everyday Smoking among Adults by Age

The prevalence of current everyday smoking did not vary significantly by age, with the exception of those 65 years and older. Everyday smoking has declined significantly among young and middle aged adults, those 54 years and younger. During 2019-2021, individuals who were 18-24 and those 65 years or older were less likely to report smoking everyday compared to other age groups.

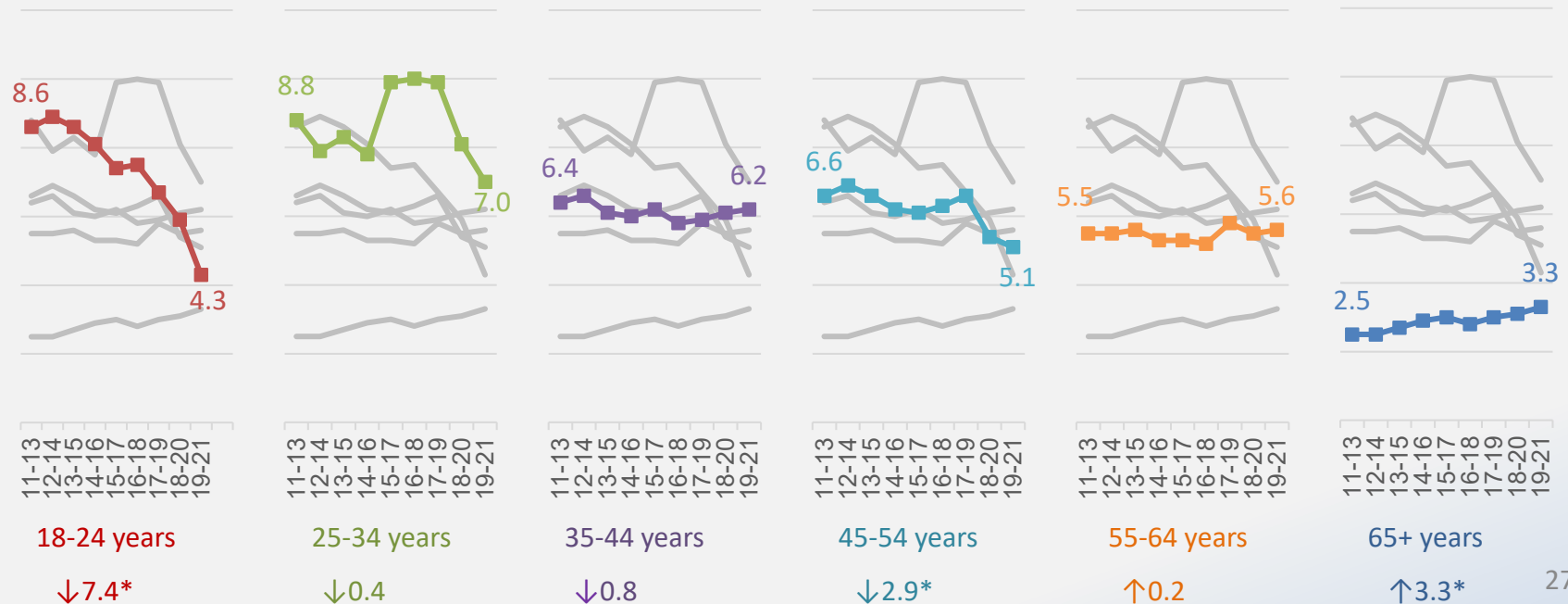
**Figure 2.4 Three-year rolling prevalence of everyday smoking among Oklahoma adults by age (Oklahoma BRFSS 2011 – 2021)**



# Prevalence of Current Someday Smoking among Adults by Age

The patterns of someday smoking with age were inconsistent. Three-year rolling prevalence of someday smoking was highest among those ages 25-34 years (7%) and lowest in the oldest age group (3.3%) in 2019-2021. During the 11 year period, someday smoking has the highest significant decline among the youngest age group (APC -7.4%), while it has significantly increased among the oldest age group (APC 3.3%).

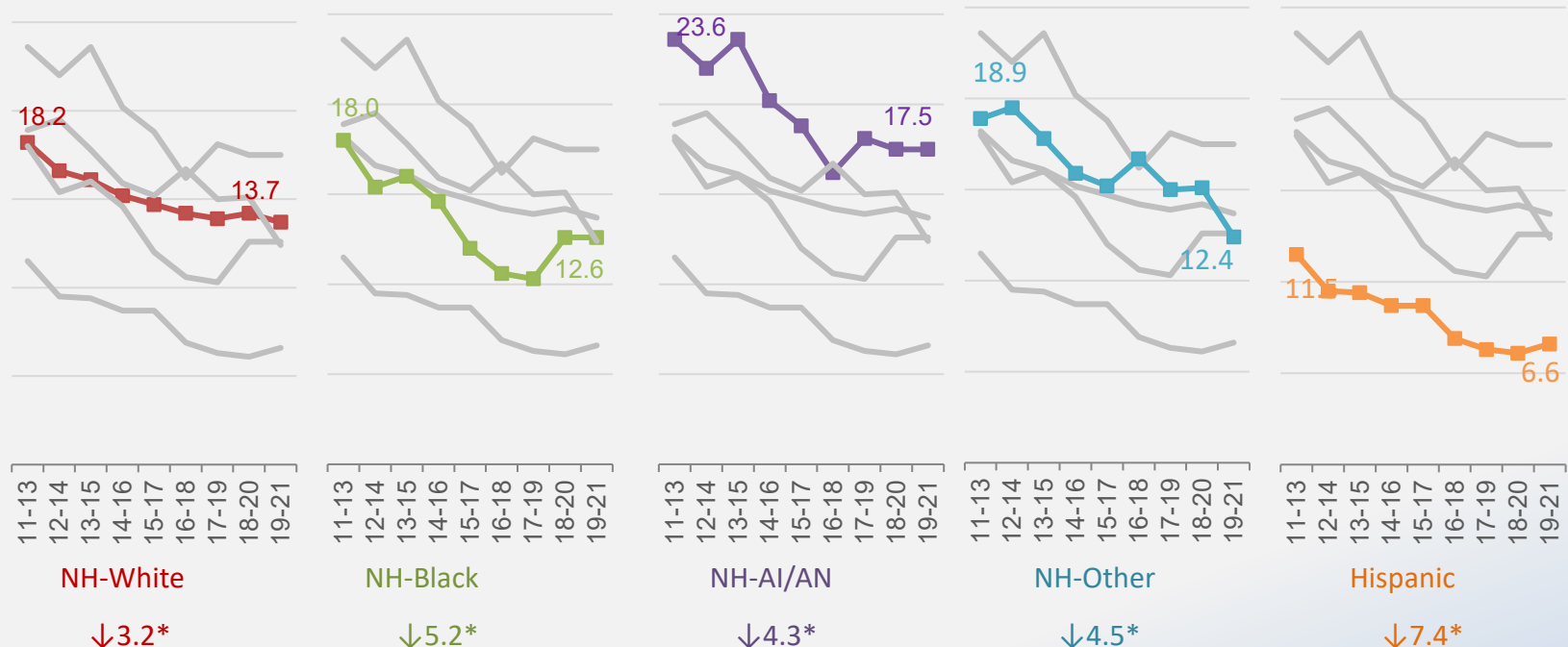
**Figure 2.5 Three-year rolling prevalence of someday smoking among Oklahoma adults by age (Oklahoma BRFSS 2011 – 2021)**



# Prevalence of Current Everyday Smoking among Adults by Race/Ethnicity

The prevalence of everyday smoking was highest among NH-AI/ANs (17.5%) followed by NH-Whites (13.7%), NH-Blacks (12.6%) NH-Others (12.4%), in 2019-2021. The prevalence of everyday smoking significantly declined among all race/ethnic groups by an average annual percent change ranging from -3.2% to -7.4%. The Hispanic population had the lowest prevalence of current everyday smoking of any race/ethnic group.

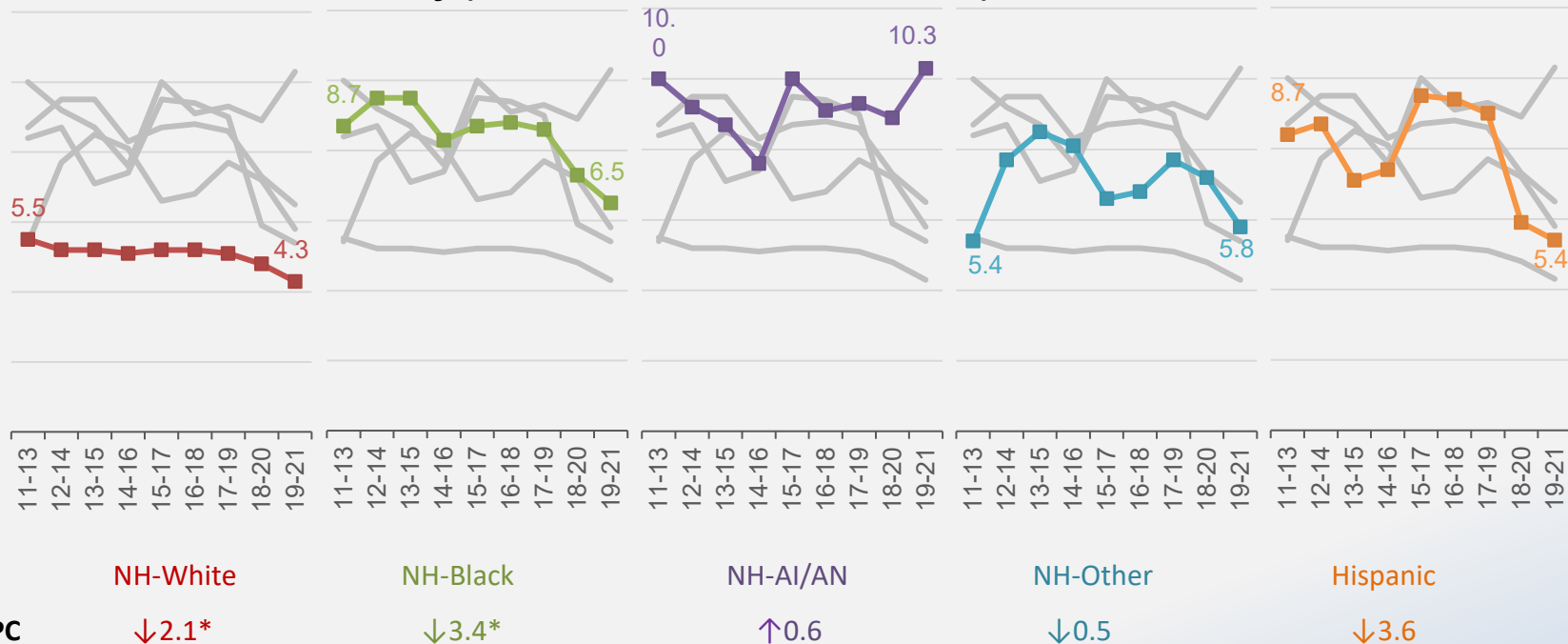
**Figure 2.6 Three-year rolling prevalence of everyday smoking among Oklahoma adults by race/ethnicity (Oklahoma BRFSS 2011 – 2021)**



# Prevalence of Current Someday Smoking among Adults by Race/Ethnicity

The prevalence of someday smoking was much lower than everyday smoking for each race/ethnicity group. Between 4.3% and 6% of NH-Whites reported smoking some days throughout the 11 year period. During this period, prevalence of someday smoking significantly declined among NH-Whites (APC -2.1%) and NH-Blacks (APC -3.4%). The prevalence of someday smoking for other race/ethnicity groups varied across the years.

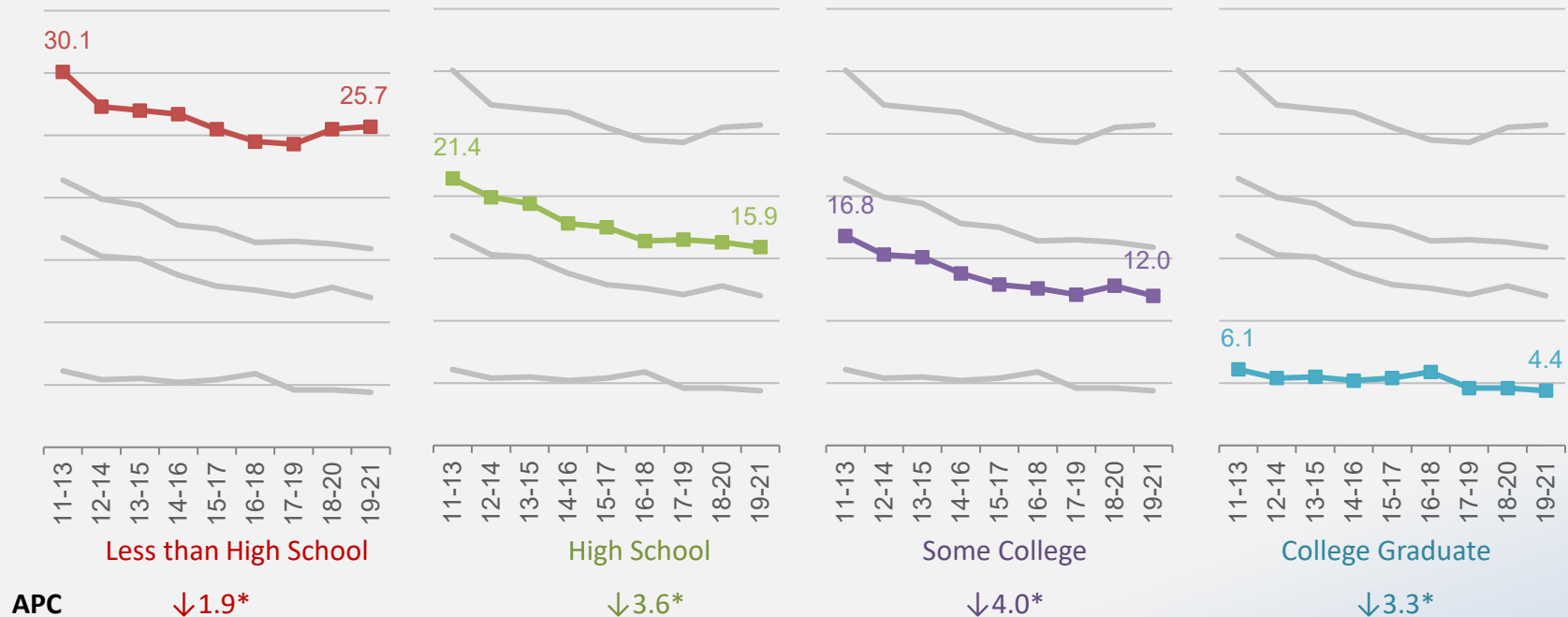
**Figure 2.7 Three-year rolling prevalence of someday smoking among Oklahoma adults by race/ethnicity (Oklahoma BRFSS 2011 – 2021)**



# Prevalence of Current Everyday Smoking among Adults by Education

The education gradient observed for all current smokers is also apparent when looking at current everyday smokers only. As education level increases, the prevalence of current everyday smoking decreases. Average annual percent decrease in prevalence of everyday smoking was significant across each level of education. During 2019-2021, the prevalence of current everyday smoking was 25.7% among those with less than a high school education and 4.4% among those with a college degree.

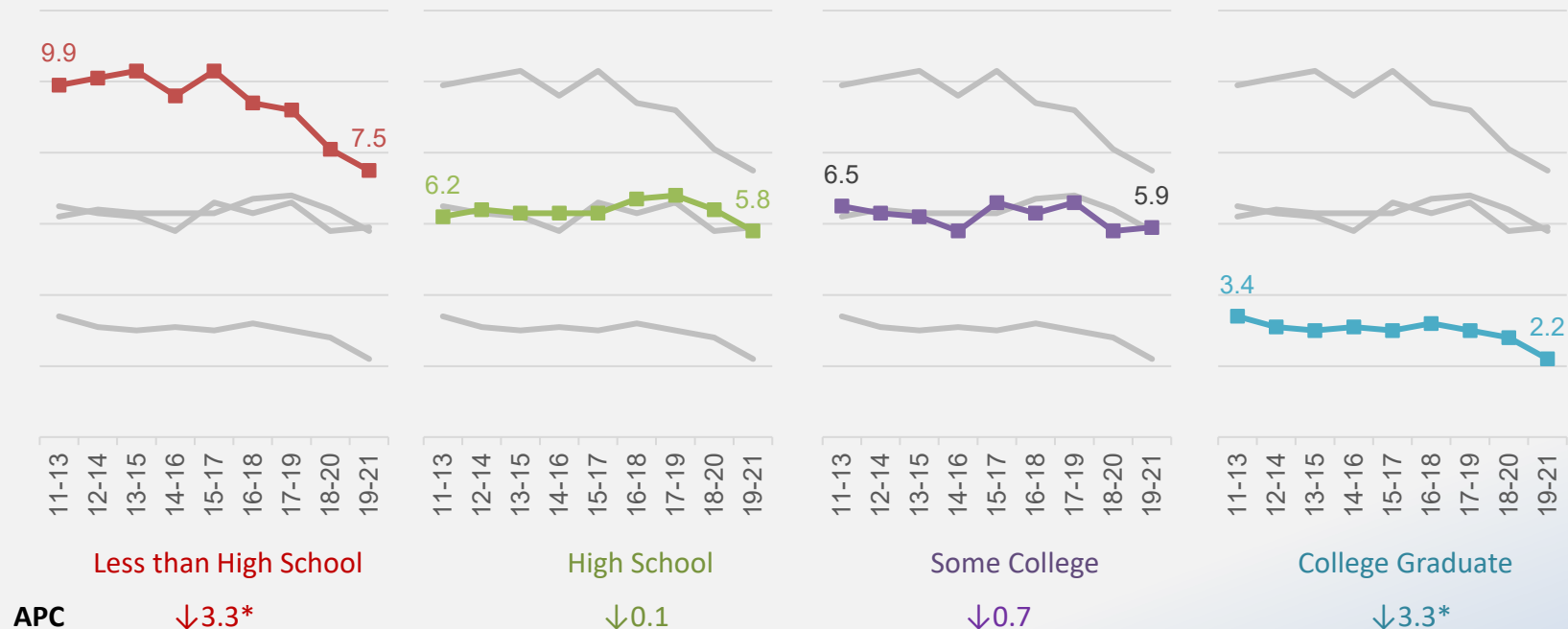
**Figure 2.8 Three-year rolling prevalence of everyday smoking among Oklahoma adults by education (Oklahoma BRFSS 2011 – 2021)**



# Prevalence of Current Someday Smoking among Adults by Education

An association between education and current someday smoking also exists, although the differences are not as clear compared to those observed with everyday smoking. From 2017-2019 to 2019-2021, the prevalence of someday smoking decreased for all educational groups except for those with some college education. Those with less than high school education or with a college degree had significant decline in the prevalence of someday smoking over time (APC - 3.3%).

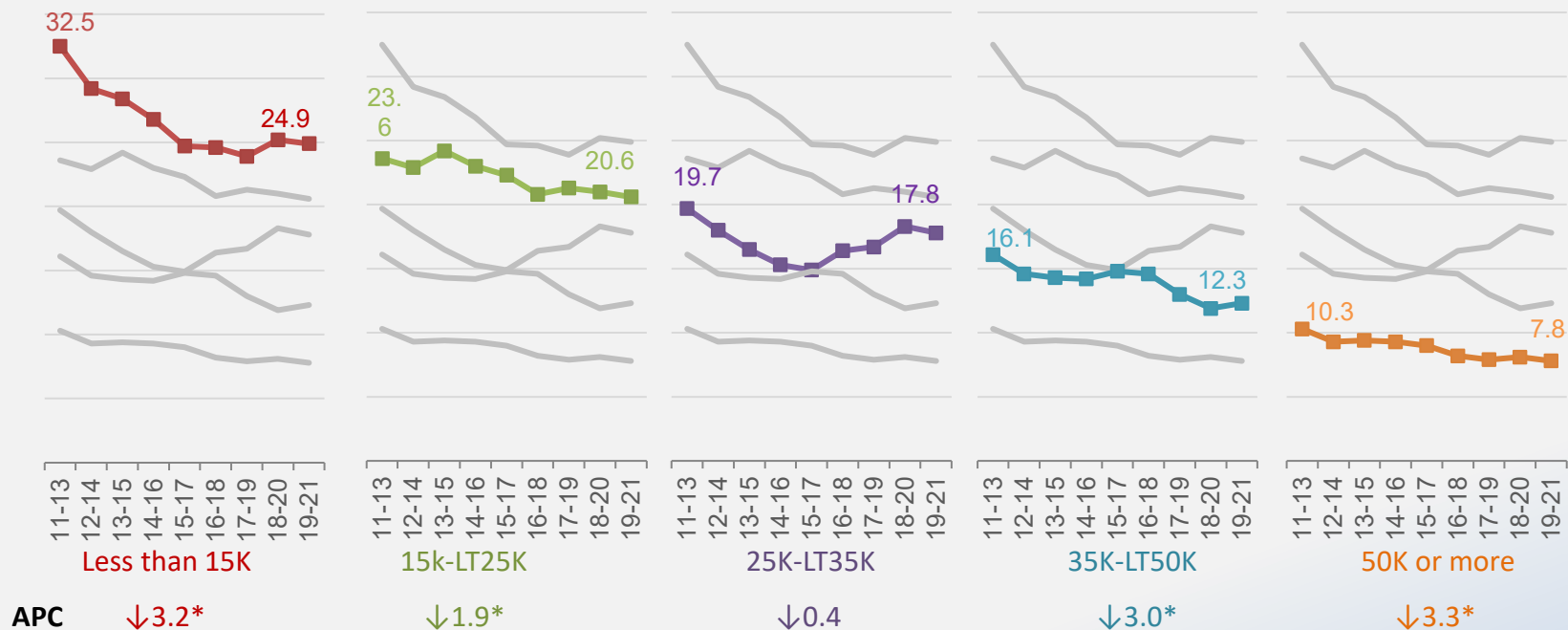
**Figure 2.9 Three-year rolling prevalence of someday smoking among Oklahoma adults by education (Oklahoma BRFSS 2011 – 2021)**



# Prevalence of Current Everyday Smoking among Adults by Income

A fairly consistent gradient occurs with everyday smoking and income level. Everyday smoking is lowest among those in the highest income group (\$50,000 +). The prevalence of everyday smoking among all income groups except \$25,000 to <\$35,000 significantly declined by an average annual change of at least -1.9% during the 11 year period.

**Figure 2.10 Three-year rolling prevalence of everyday smoking among Oklahoma adults by income (Oklahoma BRFSS 2011 – 2021)**

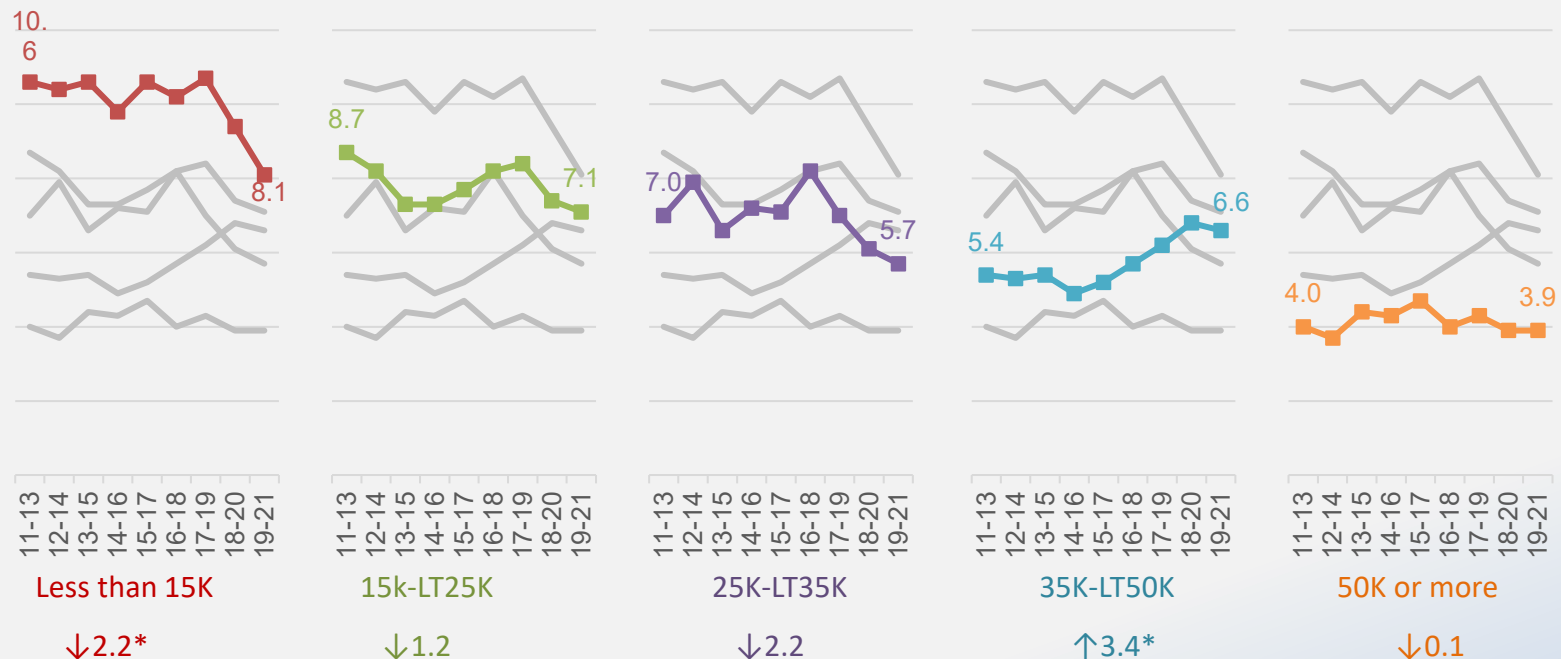




# Prevalence of Current Someday Smoking among Adults by Income

The prevalence of current someday smoking varied during the past 11 years. In 2019-2021, the prevalence of current someday smoking was 8.1% among those earning less than \$15,000 and was 3.9% for individuals making \$50,000 or more. The prevalence of someday smoking among \$35,000 to <\$50,000 group significantly increased by 3.4% per year during the 11 year period.

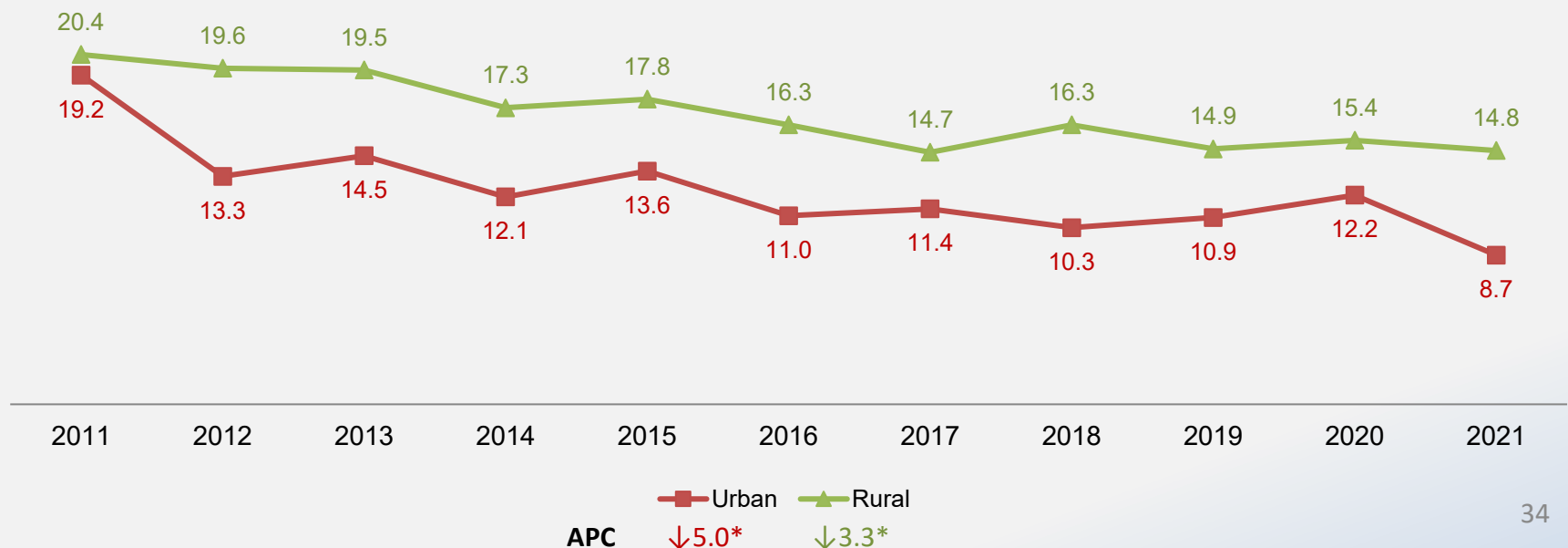
**Figure 2.11 Three-year rolling prevalence of someday smoking among Oklahoma adults by income (Oklahoma BRFSS 2011 – 2021)**



# Prevalence of Current Everyday Smoking among Adults by Area of Residence

A disparity in the prevalence of current everyday smoking has developed between rural and urban populations in Oklahoma. In 2021, 14.8% of Oklahomans reporting rural residence currently smoke everyday compared to 8.7% for urban Oklahomans. Urban and rural Oklahomans had significant declines in the average annual prevalence of everyday smoking over time by -5% and -3.3%, respectively.

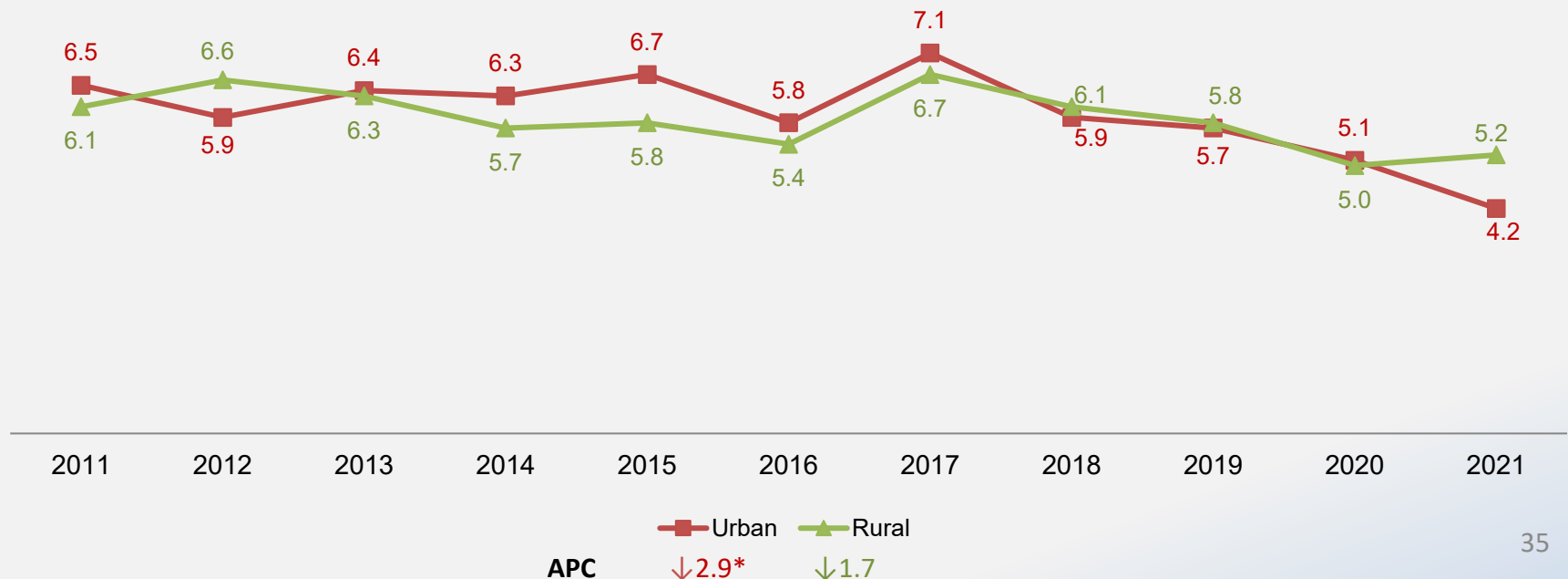
**Figure 2.12 Prevalence (%) of everyday smoking among Oklahoma adults by area of residence (Oklahoma BRFSS 2011 – 2021)**



# Prevalence of Current Someday Smoking among Adults by Area of Residence

The prevalence of current someday smoking among adults in Oklahoma did not differ significantly by area of residence during the past 11 years. In 2021, the prevalence of someday smoking among rural residents was higher than those living in urban areas of the state (5.2% vs. 4.2%).

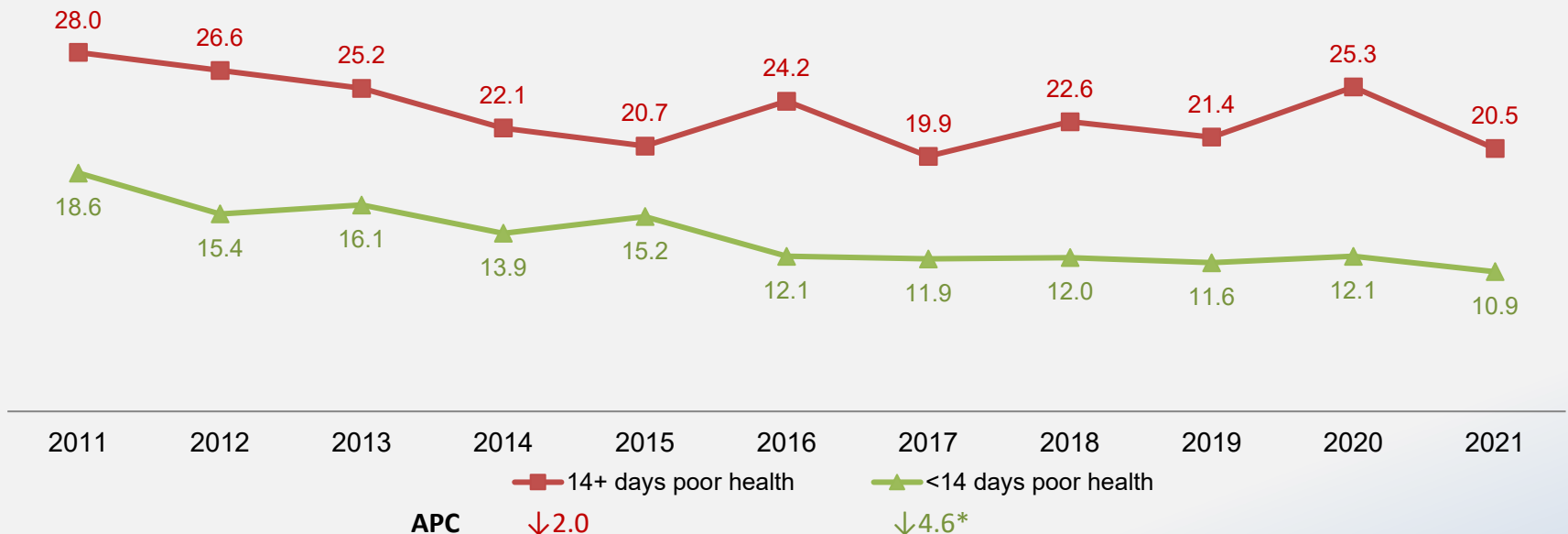
**Figure 2.13 Prevalence (%) of someday smoking among Oklahoma adults by area of residence (Oklahoma BRFSS 2011 – 2021)**



# Prevalence of Current Everyday Smoking among Adults by Physical Health

The prevalence of everyday smoking remained higher during the past 11 years among Oklahoma adults reporting poor physical health compared to those without poor physical health. During this time period, the prevalence of everyday smoking significantly decreased for those without poor health by an average annual change of -4.6%.

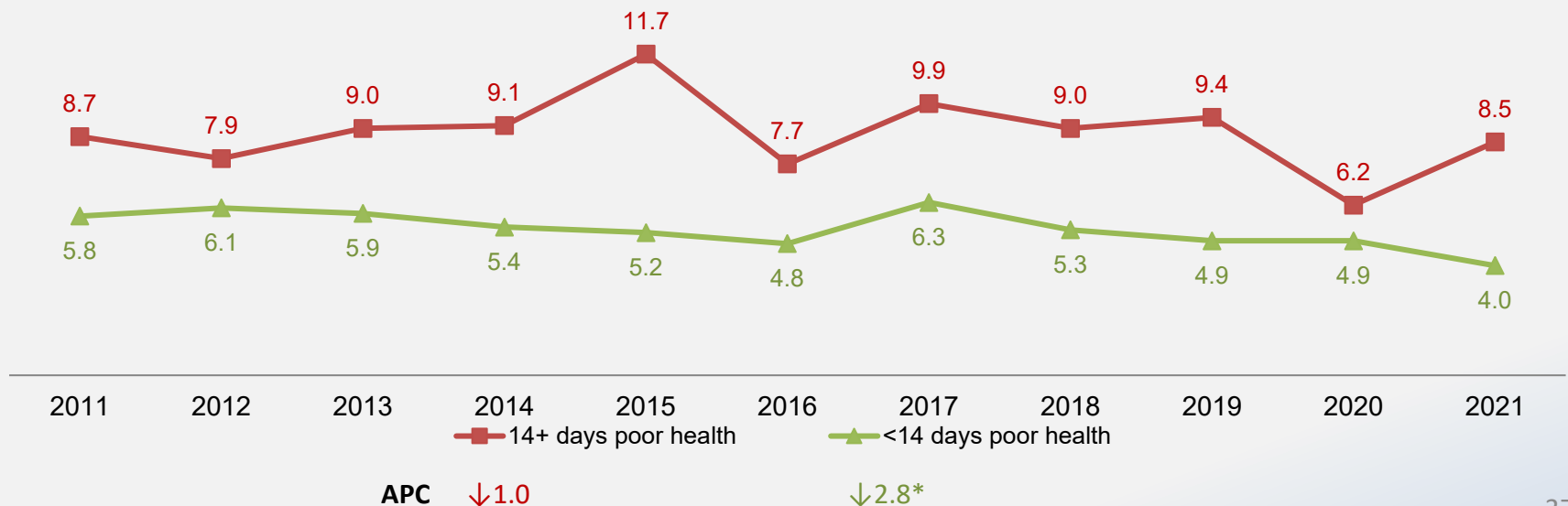
**Figure 2.14 Prevalence (%) of everyday smoking among Oklahoma adults by poor physical health (Oklahoma BRFSS 2011 – 2021)**



# Prevalence of Current Someday Smoking among Adults by Physical Health

Oklahomans reporting poor physical health were also more likely to be current someday smokers compared to those without poor physical health. In 2021, this gap widened as the prevalence of someday smoking among those with poor physical health was more than twice higher than those without poor physical health. Oklahomans without poor physical health had a significant decline of -2.8% in the average annual prevalence of someday smoking over time.

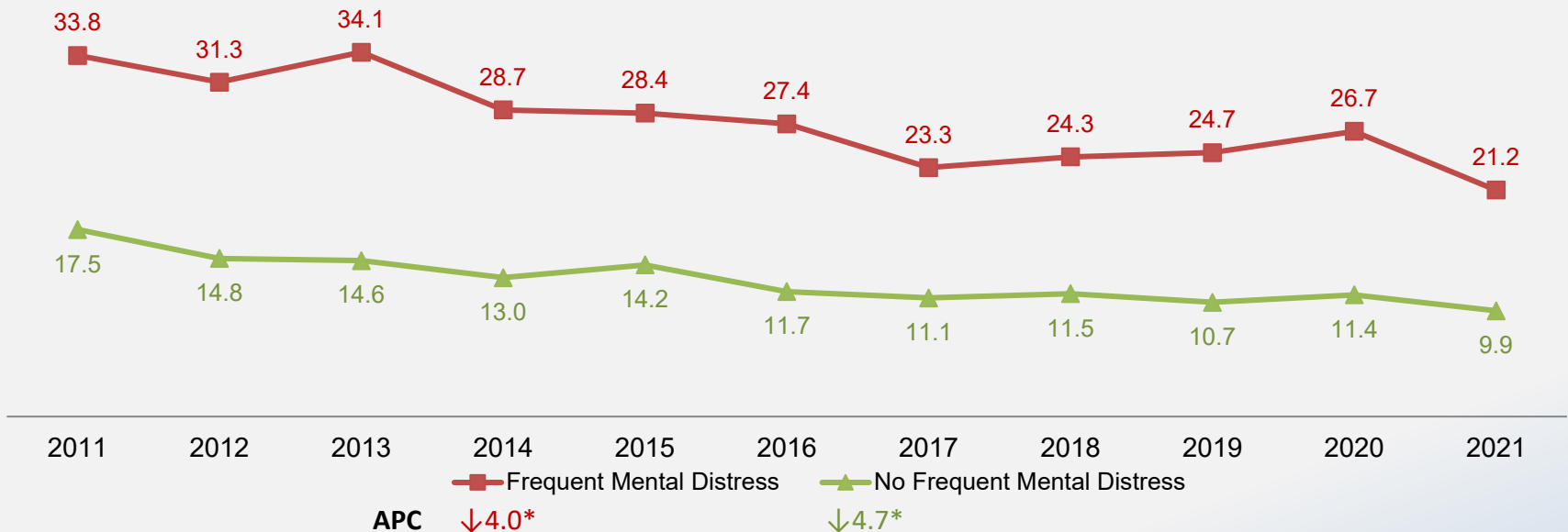
**Figure 2.15 Prevalence (%) of someday smoking among Oklahoma adults by poor physical health (Oklahoma BRFSS 2011 – 2021)**



# Prevalence of Current Everyday Smoking among Adults by Mental Health

Similar to the patterns with poor physical health, Oklahomans who reported frequent mental distress (FMD) were consistently more likely to report current everyday smoking compared to those without FMD. The prevalence of current everyday smoking among individuals with FMD was more than twice compared to individuals without FMD. Both groups experienced statistically significant declines in the APC.

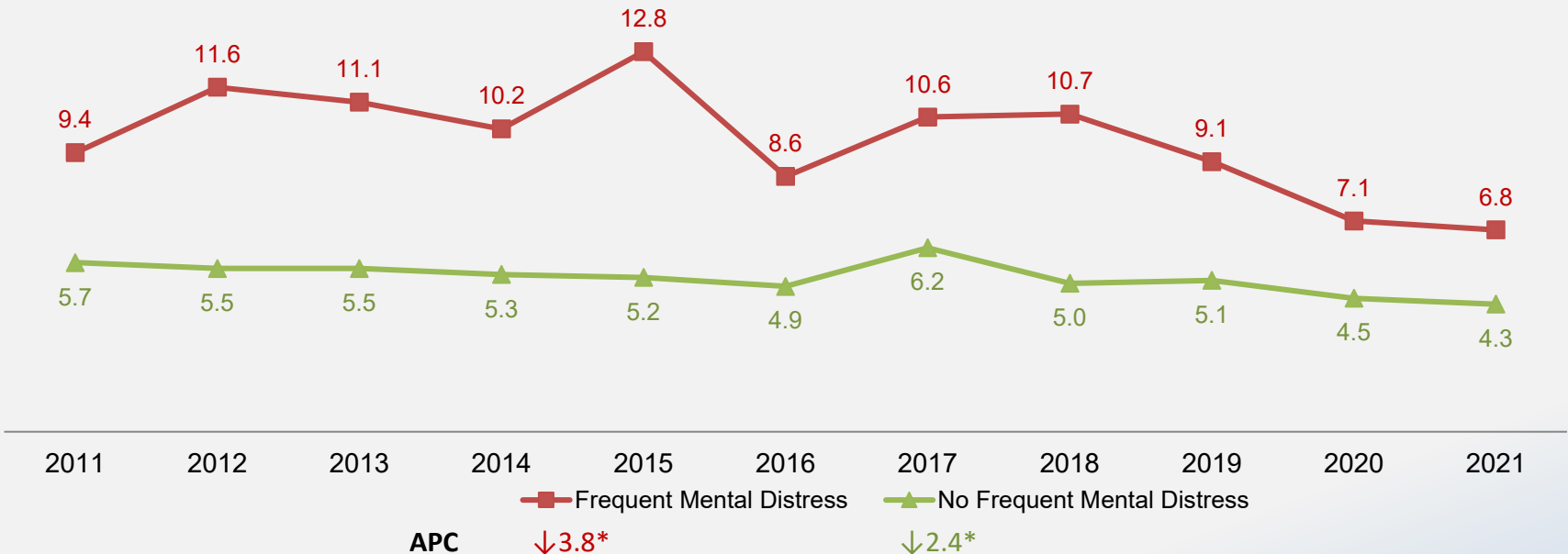
**Figure 2.16 Prevalence (%) of everyday smoking among Oklahoma adults by Frequent Mental Distress (FMD) (Oklahoma BRFSS 2011 – 2021)**



# Prevalence of Current Someday Smoking among Adults by Mental Health

The prevalence of someday smoking was also higher among Oklahomans reporting Frequent Mental Distress (FMD). In 2021, 6.8% of people with FMD reported smoking somedays compared to 4.3% of those without FMD.

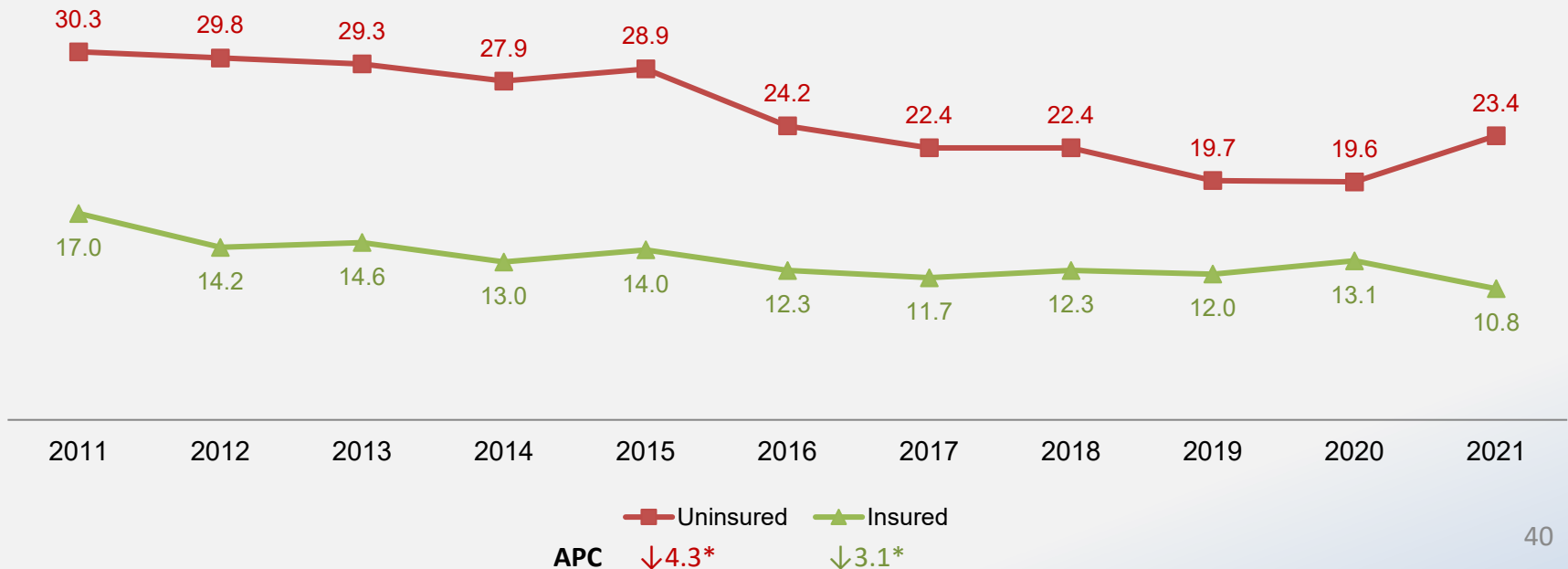
**Figure 2.17 Prevalence (%) of someday smoking among Oklahoma adults by Frequent Mental Distress (FMD) (Oklahoma BRFSS 2011 – 2021)**



# Prevalence of Current Everyday Smoking among Adults by Health Insurance Coverage

The prevalence of current everyday smoking is higher among individuals who reported having no health insurance coverage compared to those with coverage. The declines in the APC for both groups were statistically significant (-4.3% among uninsured and -3.1% among those with insurance).

**Figure 2.18 Prevalence (%) of everyday smoking among Oklahoma adults by health insurance coverage (Oklahoma BRFSS 2011 – 2021)**

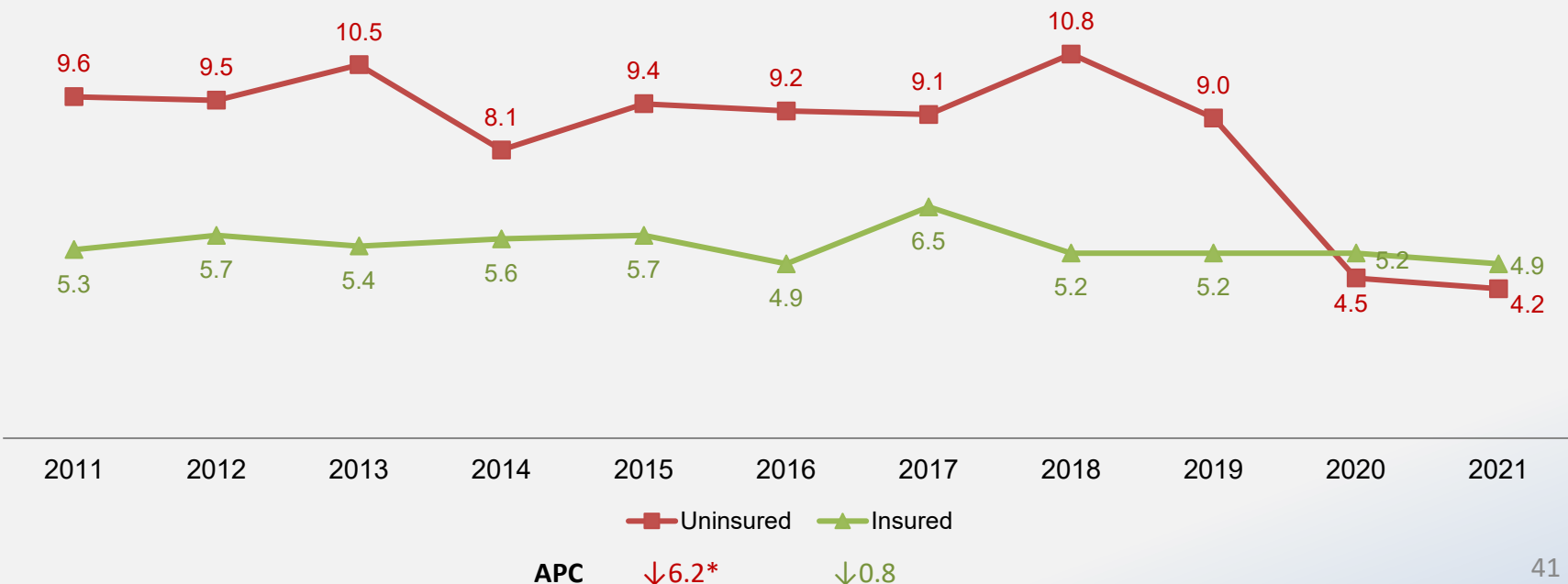




# Prevalence of Current Someday Smoking among Adults by Health Insurance Coverage

From 2011 to 2019, individuals with no health insurance coverage were more likely to report currently smoking somedays compared to those with coverage. However, during the 11 year period, the prevalence of someday smoking significantly decreased for those without health insurance by an average annual change of -6.2%.

**Figure 2.19 Prevalence (%) of someday smoking among Oklahoma adults by health insurance coverage (Oklahoma BRFSS 2011 – 2021)**



# Prevalence of Current Everyday Smoking among Adults by Disability

The prevalence of current everyday smoking was consistently higher among those who reported one or more disability compared to those with no disability; these differences were significant each year. In 2021, the prevalence of current everyday smoking was 17.4% among those with disability while it was 9.2% among those without disability. However, there were no significant changes in everyday smoking prevalence over time for either disability group.

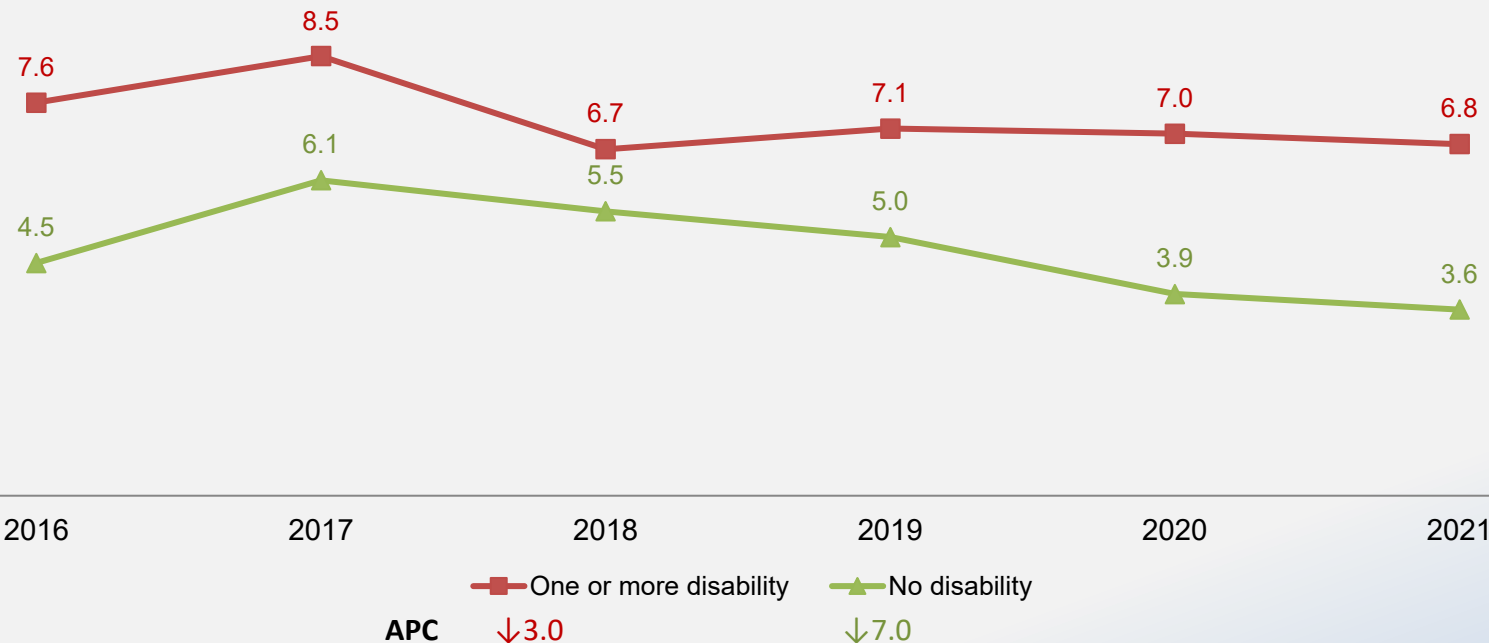
**Figure 2.20 Prevalence (%) of everyday smoking among Oklahoma adults by disability (Oklahoma BRFSS 2016 – 2021)**



# Prevalence of Current Someday Smoking among Adults by Disability

Adults in Oklahoma with one or more disability were more likely to report currently smoking somedays during the past six years compared to those with no disability, although the differences were not always significant each year. The prevalence of current someday smoking was 6.8% among those with one or more disability while it was 3.6% among those with no disability.

**Figure 2.21 Prevalence (%) of someday smoking among Oklahoma adults by disability (Oklahoma BRFSS 2016 – 2021)**



**3.**

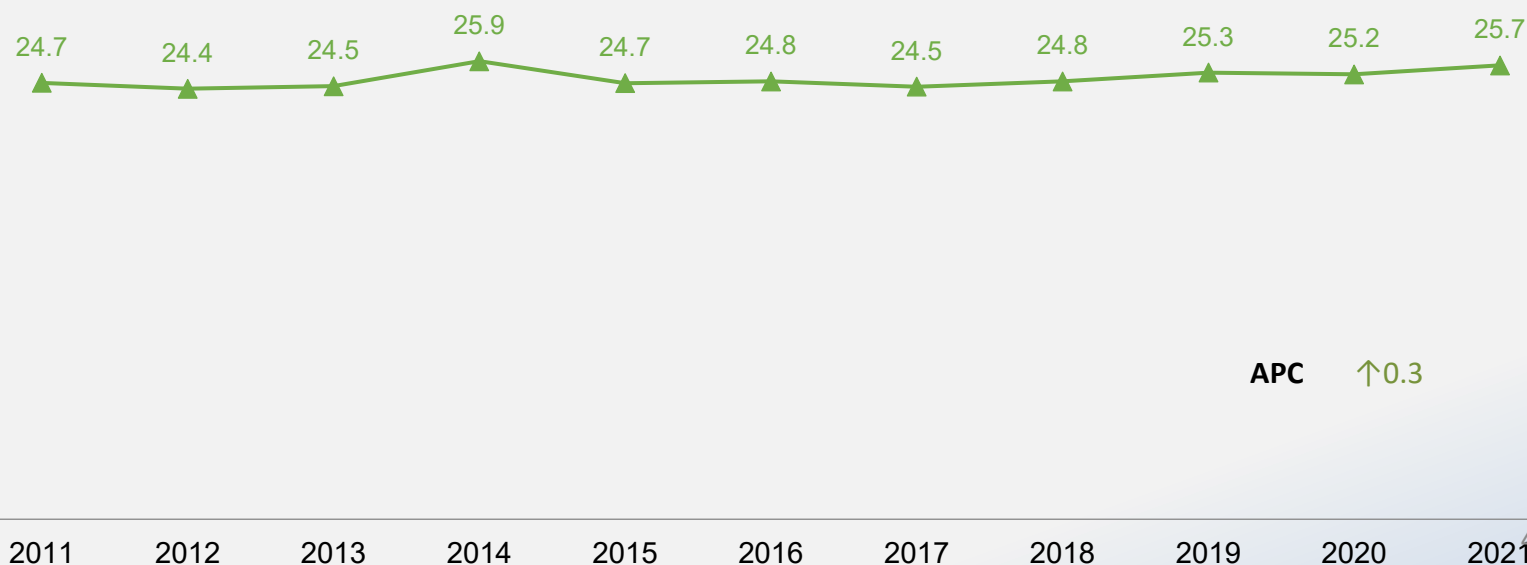
## **RESULTS: CIGARETTE SMOKING**

### **FORMER CIGARETTE SMOKERS**

# Prevalence of Former Smoking among Adults

Former smokers are defined as individuals who have smoked at least 100 cigarettes in their entire lifetime but do not currently smoke. The prevalence of former smoking among adults in Oklahoma has remained around 25% for the past 11 years.

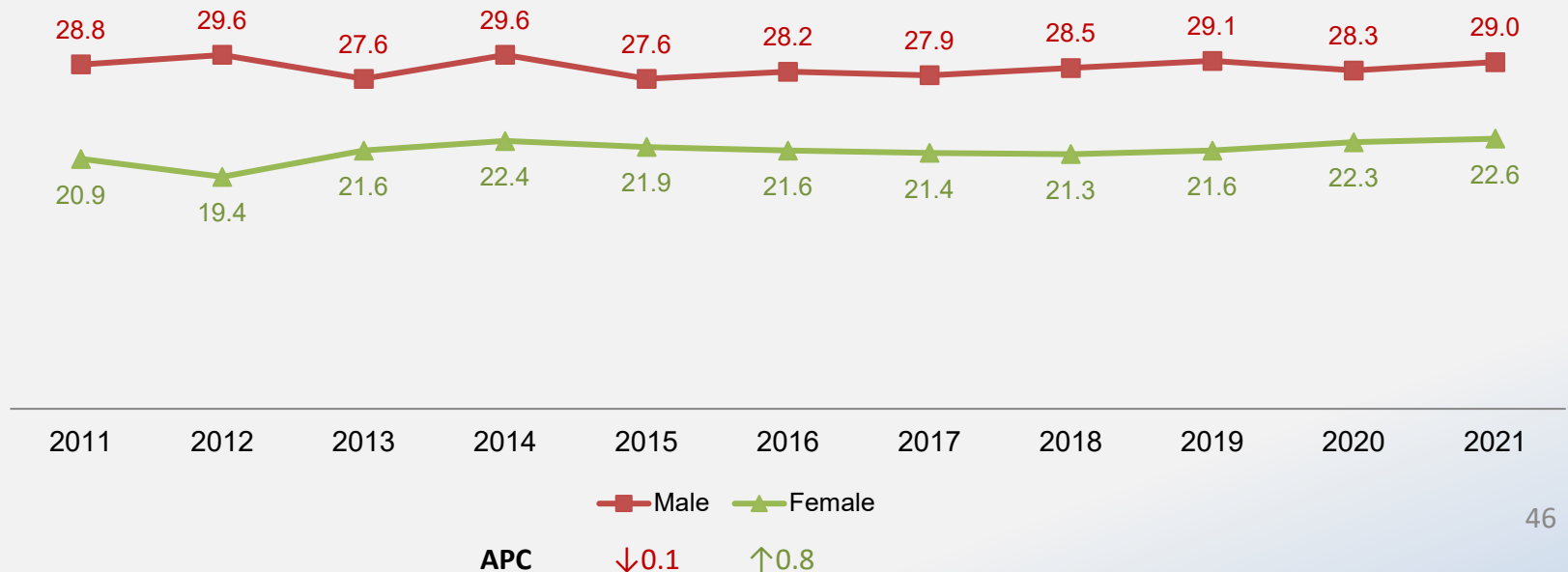
**Figure 3.1 Prevalence (%) of former smoking among Oklahoma adults  
(Oklahoma BRFSS 2011–2021)**



# Prevalence of Former Smoking among Adults by Sex

The prevalence of former smoking was consistently higher among males from 2011 to 2021 and there was no difference across the years for either group. In 2021, 29.0% of males were former smokers compared to 22.6% of females.

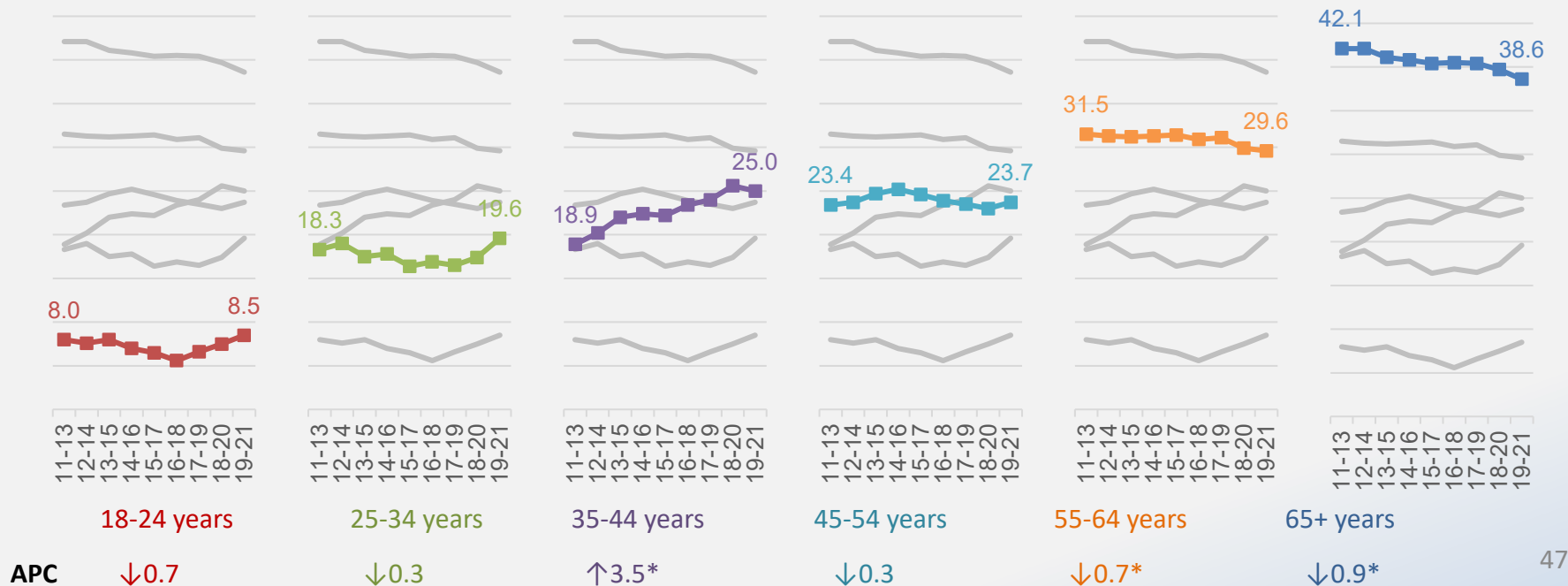
**Figure 3.2 Prevalence (%) of former smoking among Oklahoma adults by sex  
(Oklahoma BRFSS 2011 – 2021)**



# Prevalence of Former Smoking among Adults by Age

The prevalence of former smoking in Oklahoma increases with increasing age. Approximately 39% of Oklahomans aged 65 or older report being former smokers compared to 8.5% for those aged 18 to 24. The prevalence of former smoking among 35-44 years old significantly increased by average annual percent change of 3.5%.

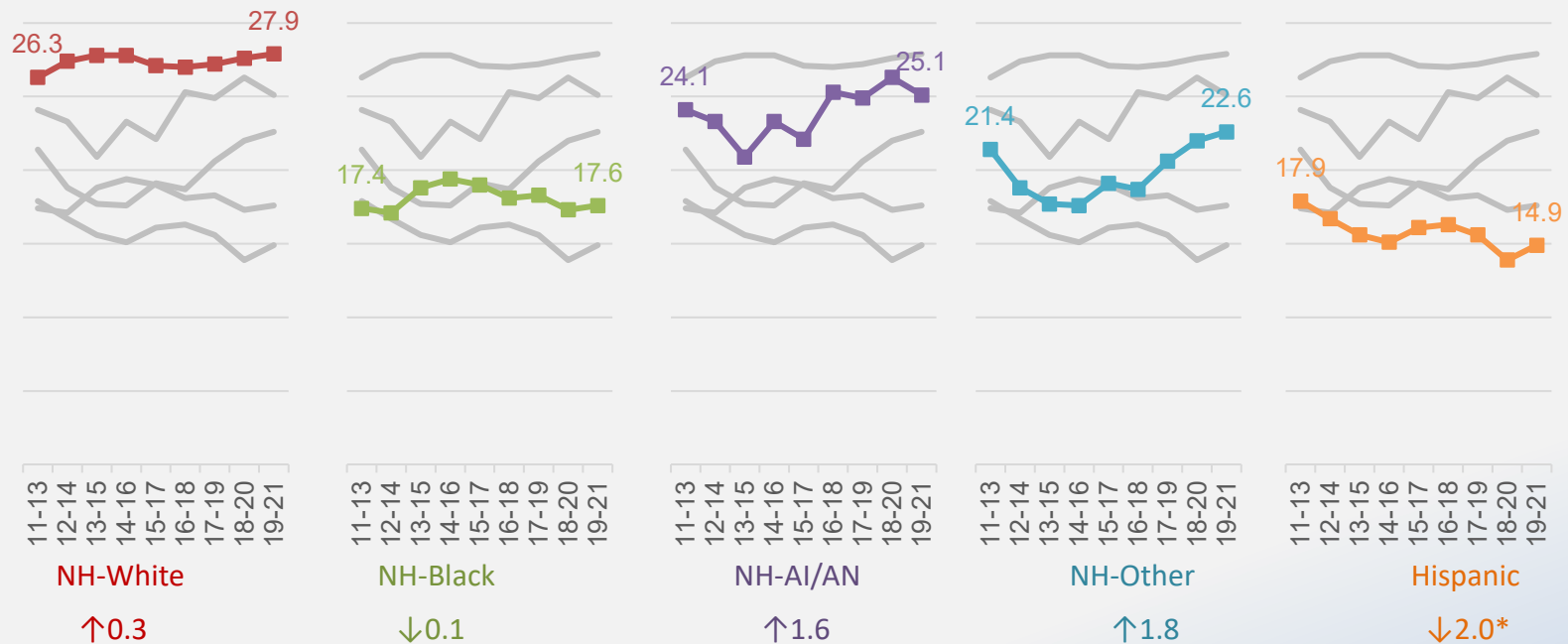
**Figure 3.3 Three-year rolling prevalence of former smoking among Oklahoma adults by age (Oklahoma BRFSS 2011 – 2021)**



# Prevalence of Former Smoking among Adults by Race/Ethnicity

The prevalence of former smoking varies by race/ethnicity. Throughout the past 11 years, NH-Whites had the highest proportion of former smokers compared to all other race/ethnic groups. Hispanics have the lowest proportion of former smokers. Hispanics had a significant annual decline of -2.0% in the prevalence of former smoking over time.

**Figure 3.4 Three-year rolling prevalence of former smoking among Oklahoma adults by race/ethnicity (Oklahoma BRFSS 2011 – 2021)**

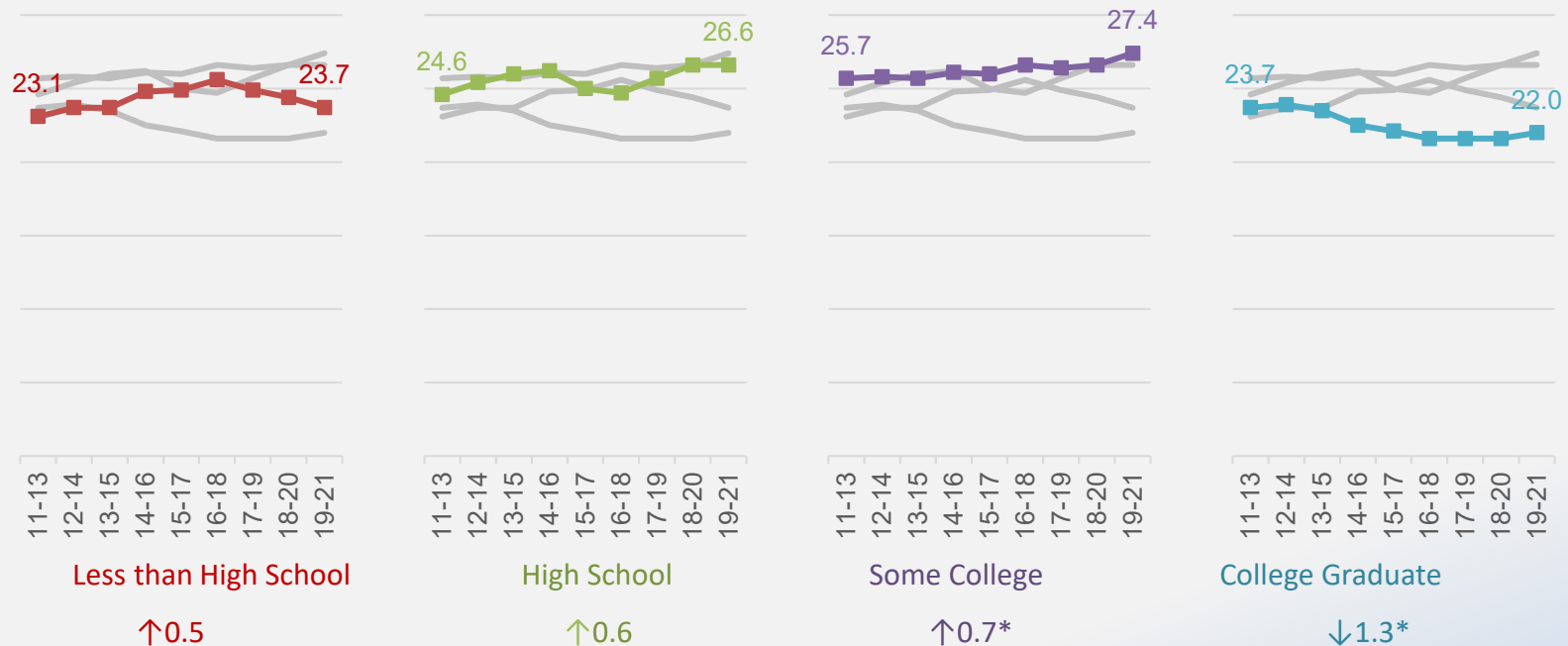




# Prevalence of Former Smoking among Adults by Education

The proportion of former smokers in Oklahoma did not differ significantly by education. Three-year rolling proportion of former smokers remained between 21.6% and 27.4% for all education levels during the past 11 years. Over time, there was significant average annual percent decline of -1.3% in the proportion of former smokers among college graduates, whereas, among those with some college education it increased by average annual percent change of 0.7%.

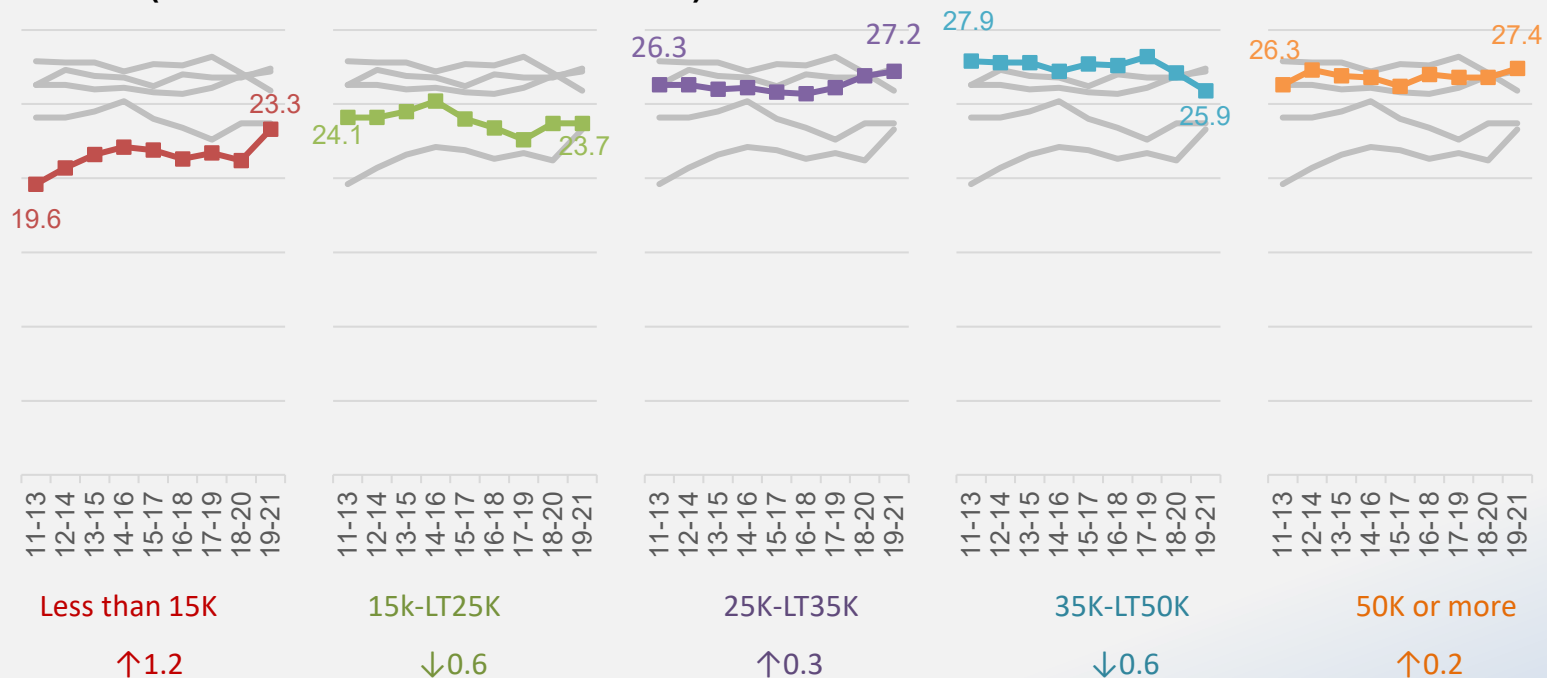
**Figure 3.5 Three-year rolling prevalence of former smoking among Oklahoma adults by education (Oklahoma BRFSS 2011 – 2021)**



# Prevalence of Former Smoking among Adults by Income

The proportion of former smokers varies by income and over time, but not consistently. In 2019-2021, those earning \$50,000 or more had the highest prevalence of former smoking (27.4%) followed by those earning \$25,000 to less than \$35,000 (27.2%).

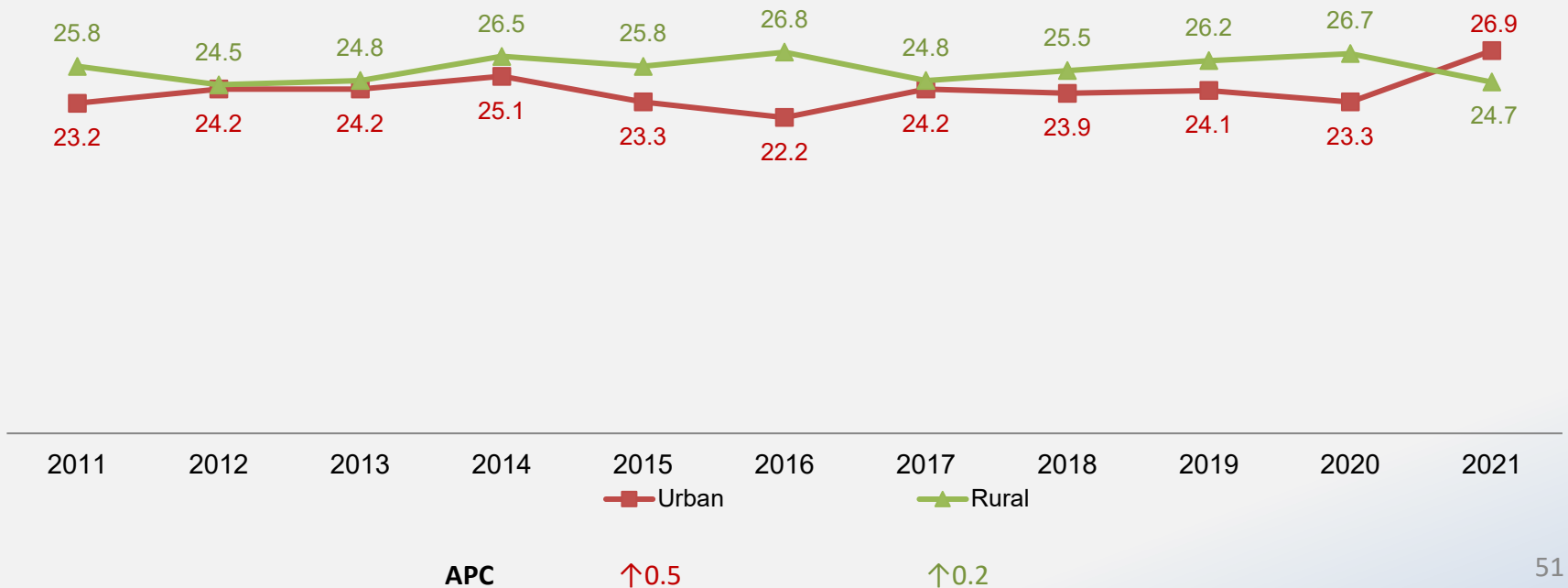
**Figure 3.6 Three-year rolling prevalence of former smoking among Oklahoma adults by income (Oklahoma BRFSS 2011 – 2021)**



# Prevalence of Former Smoking among Adults by Area of Residence

In 2021, the proportion of former smokers among adults in Oklahoma was higher for those living in urban areas compared to those in rural areas of the state (26.9% vs. 24.7%). There were no significant changes in the proportion of former smokers by area of residence during the past 11 years.

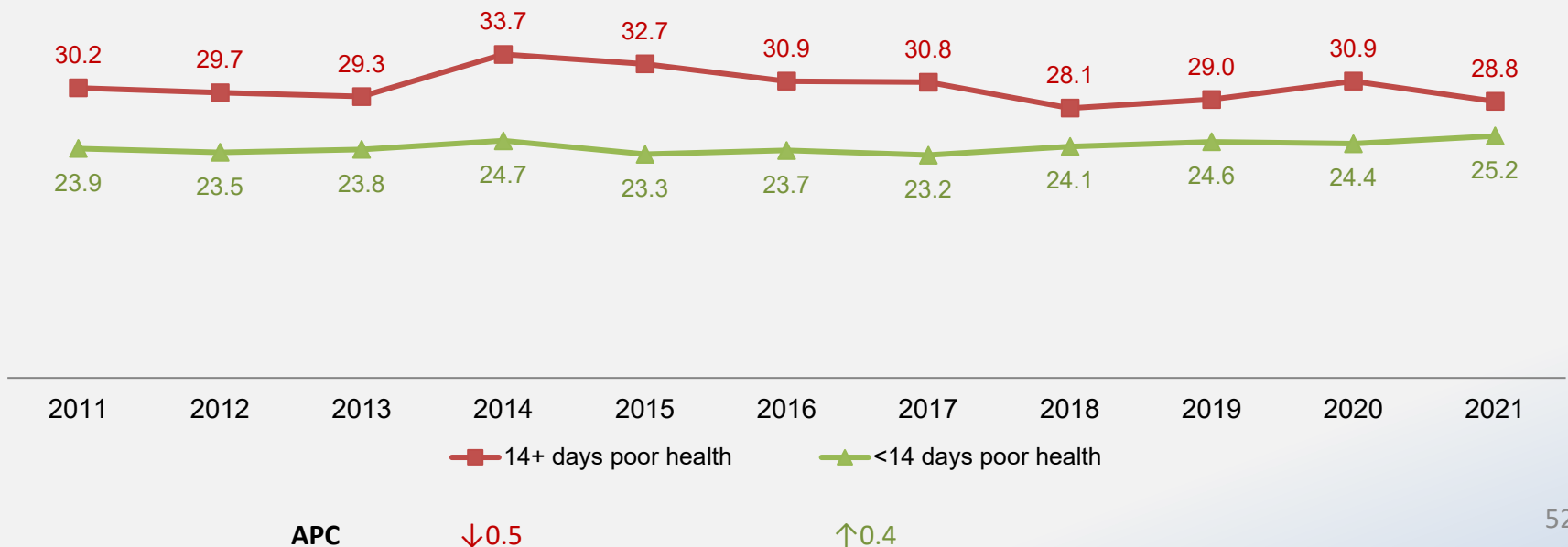
**Figure 3.7 Prevalence (%) of former smoking among Oklahoma adults by area of residence (Oklahoma BRFSS 2011 – 2021)**



# Prevalence of Former Smoking among Adults with Poor Physical Health

Oklahomans who report having poor physical health had a higher prevalence of former smoking compared to those without poor physical health. 28.8% of those with poor physical health were former smokers compared to 25.2% of those without poor health, and there were no significant changes over the past 11 years.

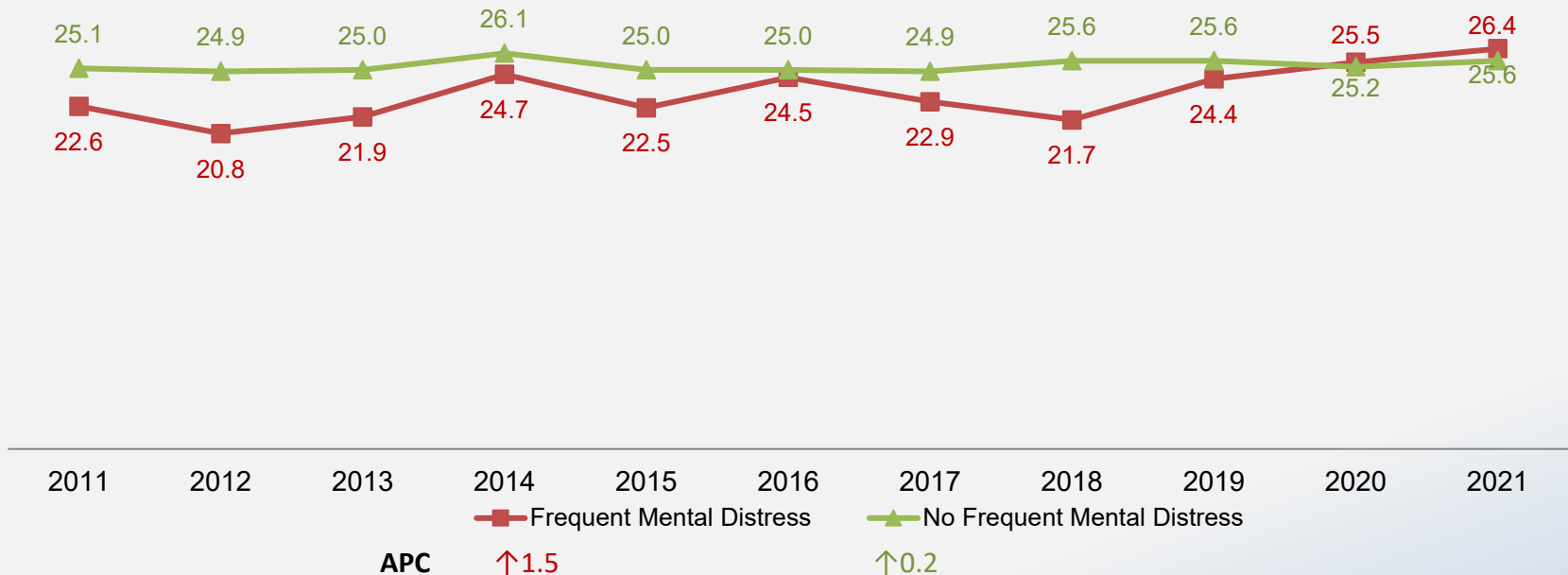
**Figure 3.8 Prevalence (%) of former smoking among Oklahoma adults by physical health status (Oklahoma BRFSS 2011 – 2021)**



# Prevalence of Former Smoking among Adults with Poor Mental Health Status

Although there was a disparity in the proportion of former smokers by physical health status, there were no significant differences in the proportion of former smokers by mental health status. During the past 11 years, the proportion of former smokers has remained the same for both those with and without FMD.

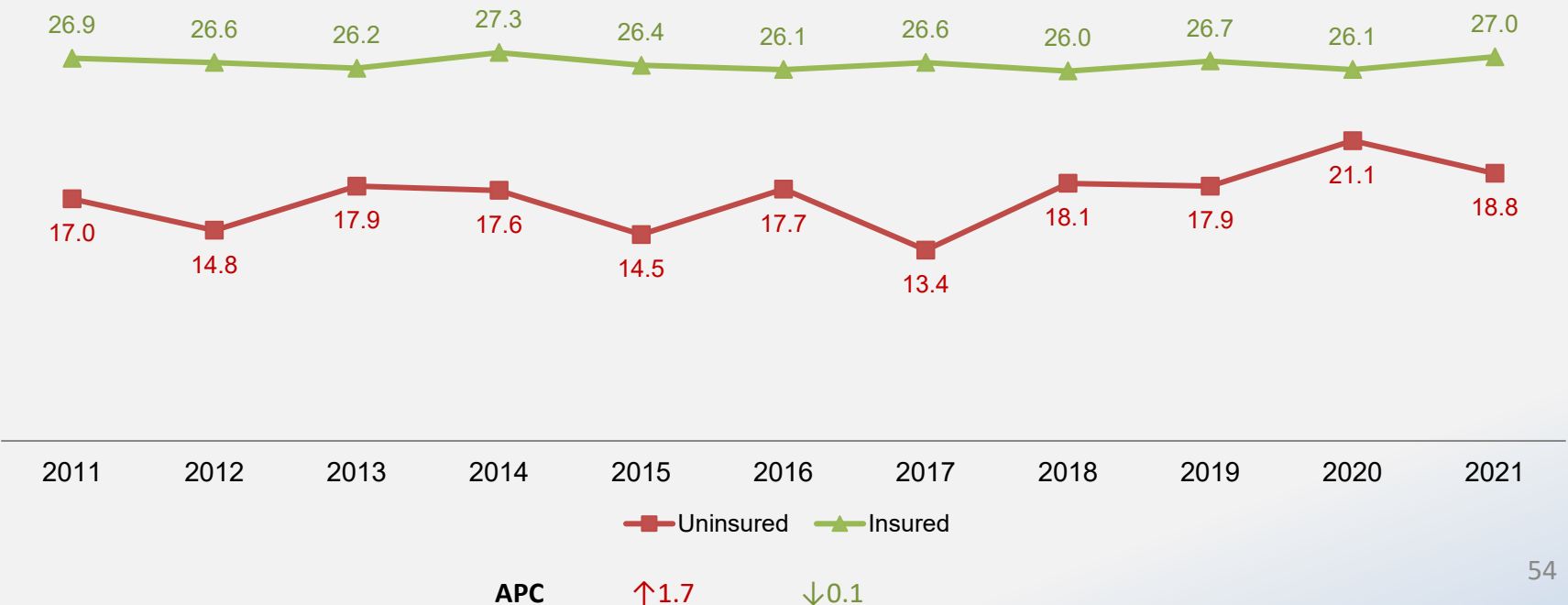
**Figure 3.9 Prevalence (%) of former smoking among Oklahoma who reported Frequent Mental Distress (FMD) (Oklahoma BRFSS 2011 – 2021)**



# Prevalence of Former Smoking among Adults by Health Insurance Coverage

The prevalence of adult former smoking in Oklahoma was higher for those who are insured compared to those who are uninsured, and these differences were consistent over time. Approximately 27% of the insured were former smokers, compared to 13% to 21% for the uninsured over the past 11 years.

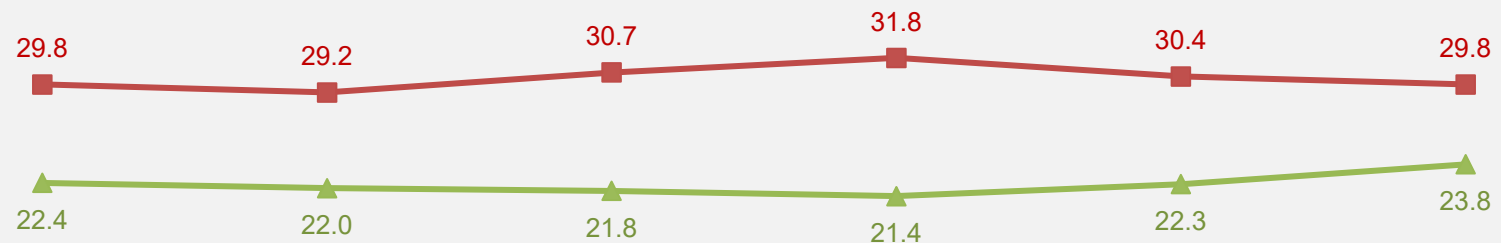
**Figure 3.10 Prevalence (%) of former smoking among Oklahoma adults by health insurance coverage (Oklahoma BRFSS 2011 – 2021)**



# Prevalence of Former Smoking among Adults by Disability

The prevalence of former smoking was significantly higher for those who reported one or more disability compared to those without disability and these differences were consistent overtime. There were no significant changes in the prevalence of former smoking during the past six years for those with or without disability.

**Figure 3.11 Prevalence (%) of former smoking among Oklahoma adults by disability (Oklahoma BRFSS 2016 – 2021)**



APC    ■ One or more disability    ▲ No disability  
↑0.5    ↑0.9

**4.**

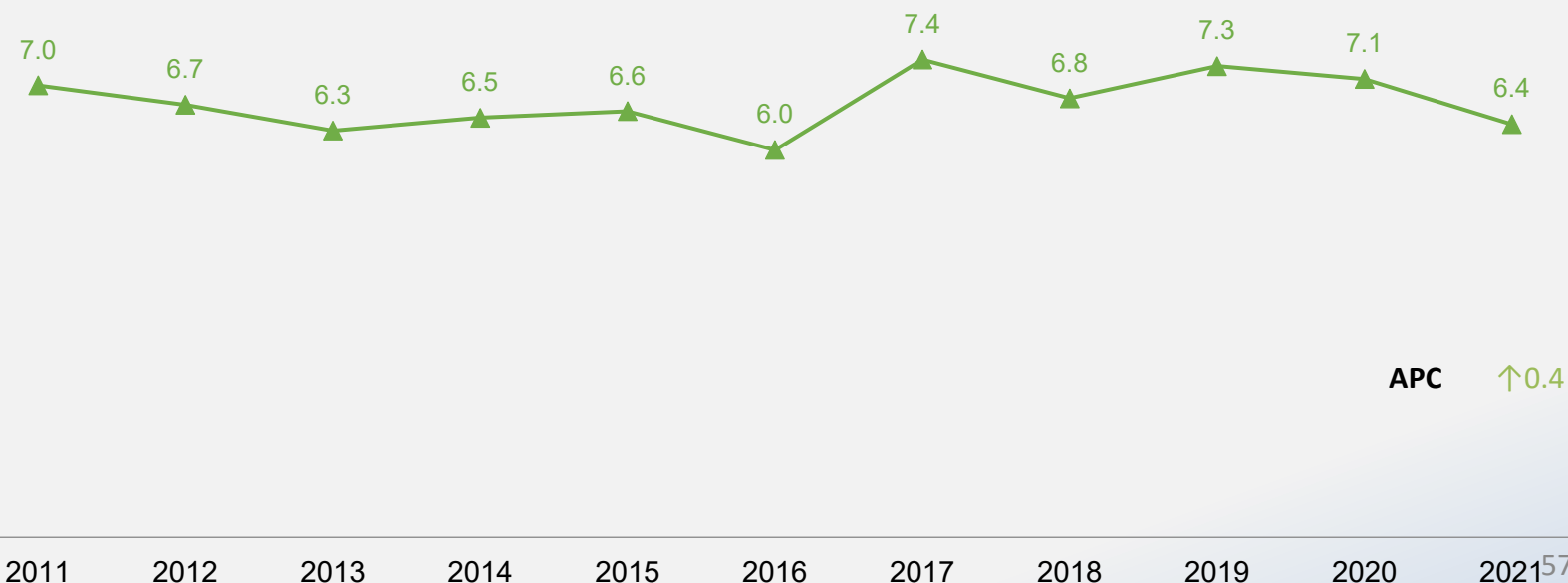
## **RESULTS: SMOKELESS TOBACCO USE**



# Prevalence of Smokeless Tobacco Use among Adults

In addition to a high prevalence of cigarette smoking, Oklahoma also faces challenges with a high prevalence of smokeless tobacco use. Among all adults, the prevalence of smokeless tobacco remained at around 7% throughout the past 11 years. There was not a significant change during this time period.

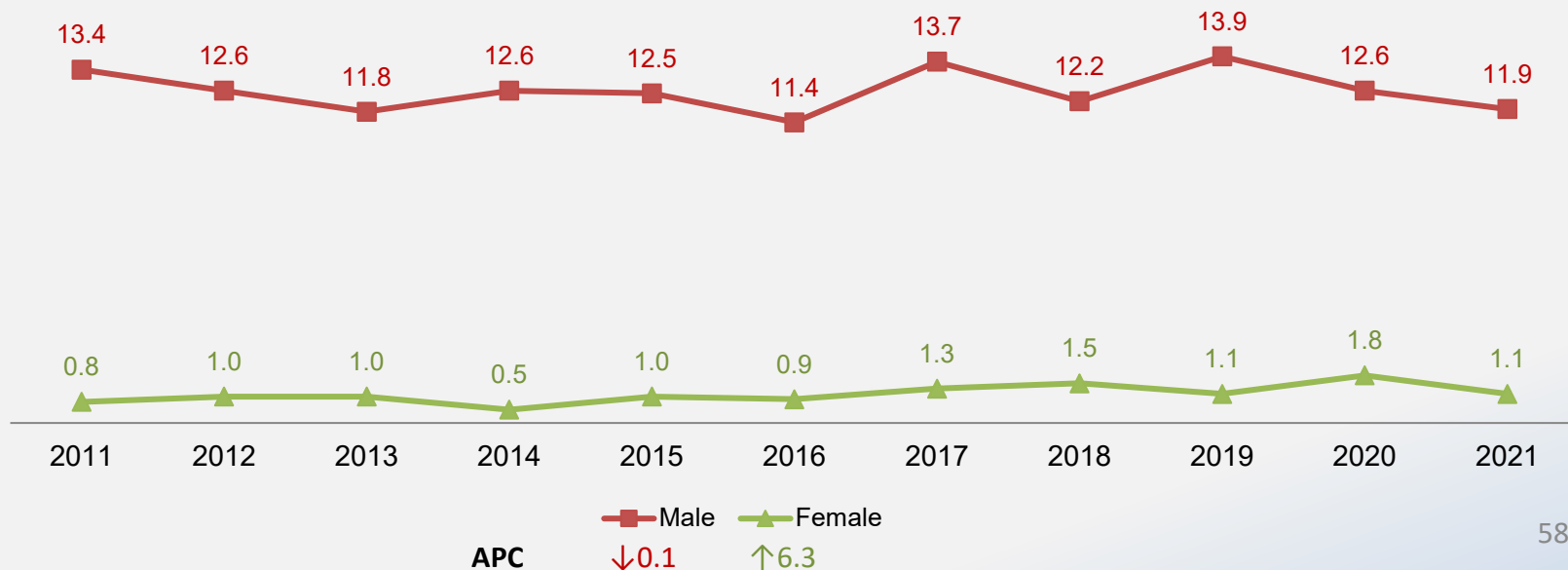
**Figure 4.1 Prevalence (%) of smokeless tobacco use among Oklahoma adults  
(Oklahoma BRFSS 2011 – 2021)**



# Prevalence of Smokeless Tobacco Use among Adults by Sex

The majority of individuals who use smokeless tobacco are males. In Oklahoma, the prevalence of smokeless tobacco use among males was approximately 12% and did not change significantly throughout the past 11 years. The prevalence among females remained around 1% during the same time period.

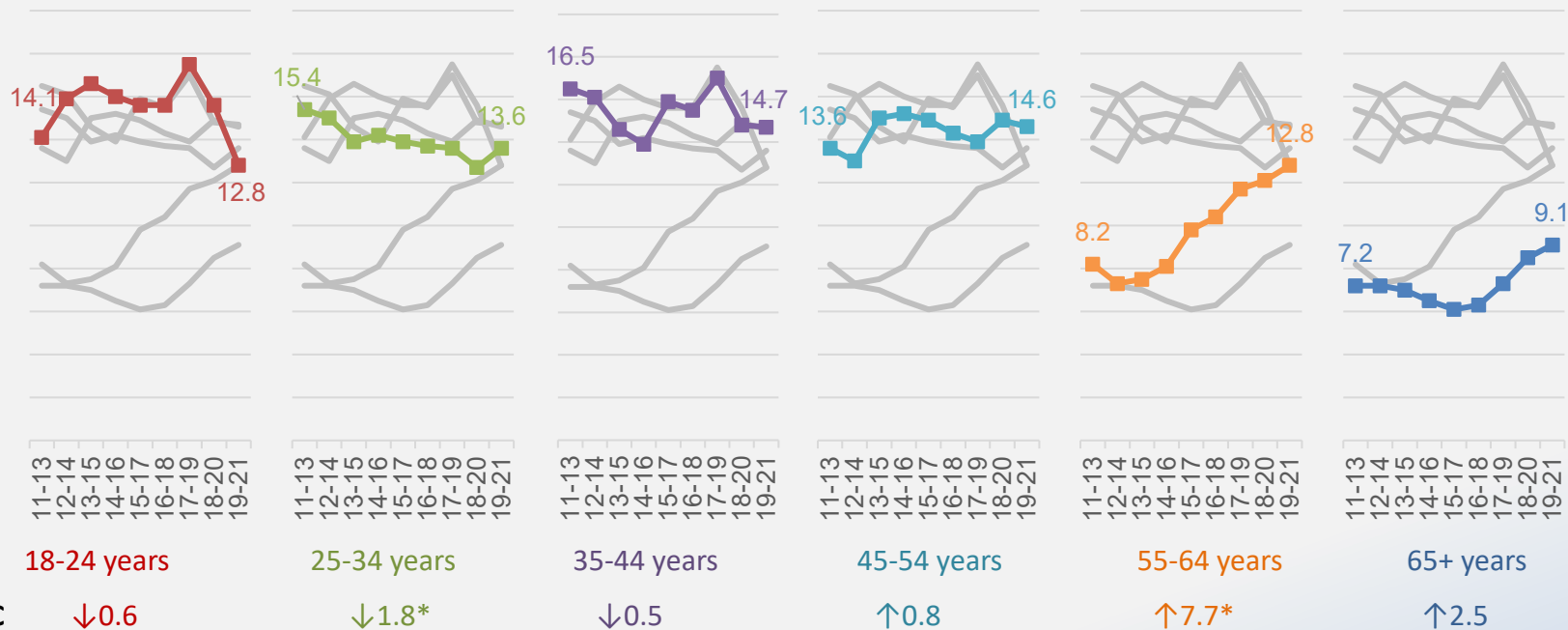
**Figure 4.2 Prevalence (%) of smokeless tobacco use among Oklahoma adults by sex (Oklahoma BRFSS 2011 – 2021)**



# Prevalence of Smokeless Tobacco Use among Male Adults by Age

Among males, the prevalence of smokeless tobacco (ST) use varies by age, with a higher prevalence typically observed for younger males. The prevalence of ST use fluctuated throughout the past 11 years. Males aged 55-64 years had a 7.7% annual percent change increase in ST use; however, there was a significant decline in the prevalence of ST use among 25-34 year old males over the past 11 years (APC -1.8%).

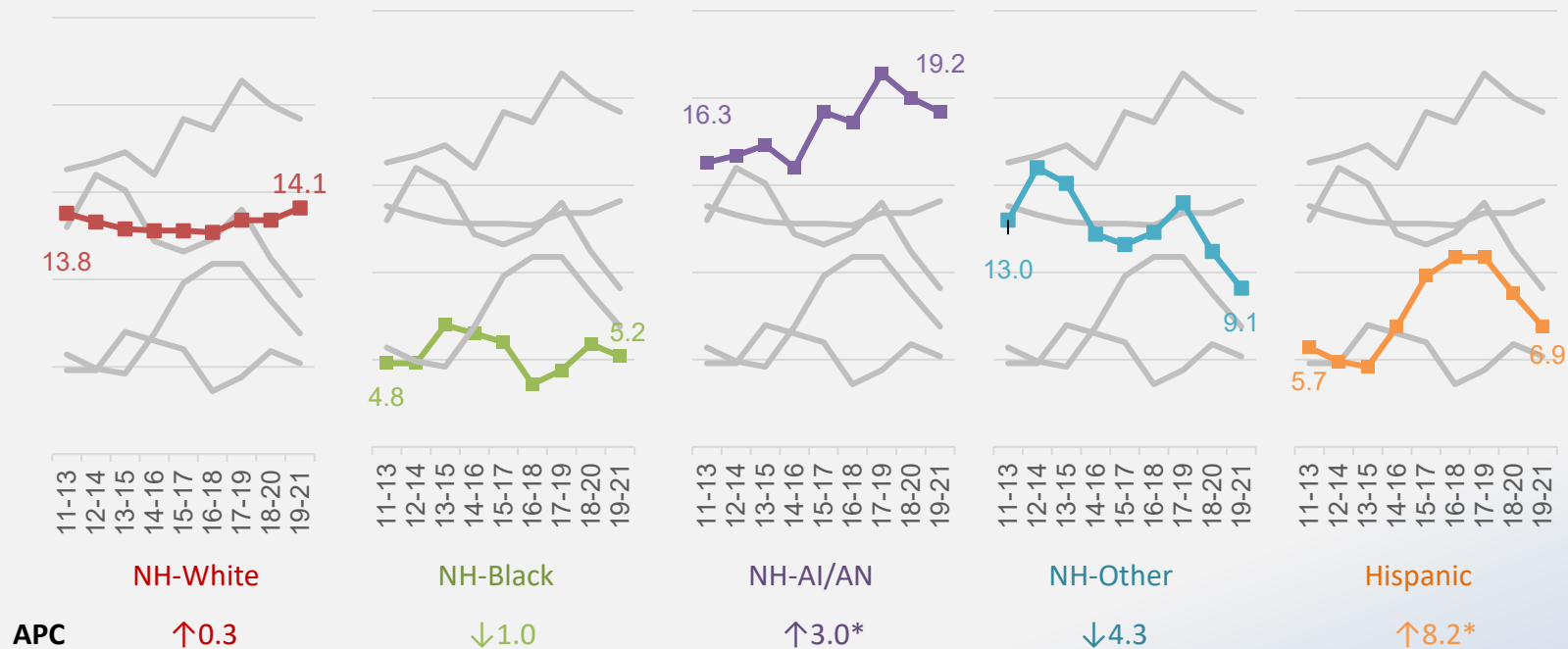
**Figure 4.3 Three-year rolling prevalence of smokeless tobacco use among Oklahoma adults by age (Oklahoma BRFSS 2011 – 2021)**



# Prevalence of Smokeless Tobacco Use among Male Adults by Race/Ethnicity

The prevalence of smokeless tobacco use is consistently higher among NH-American Indian males compared to all other race/ethnicity group. In 2019-2021, significantly more NH-American Indian males used smokeless tobacco (19.2%) compared to any other race/ethnicity group. The prevalence of smokeless tobacco use significantly increased among NH-American Indians and Hispanics by average annual percent change of 3.0% and 8.2%, respectively.

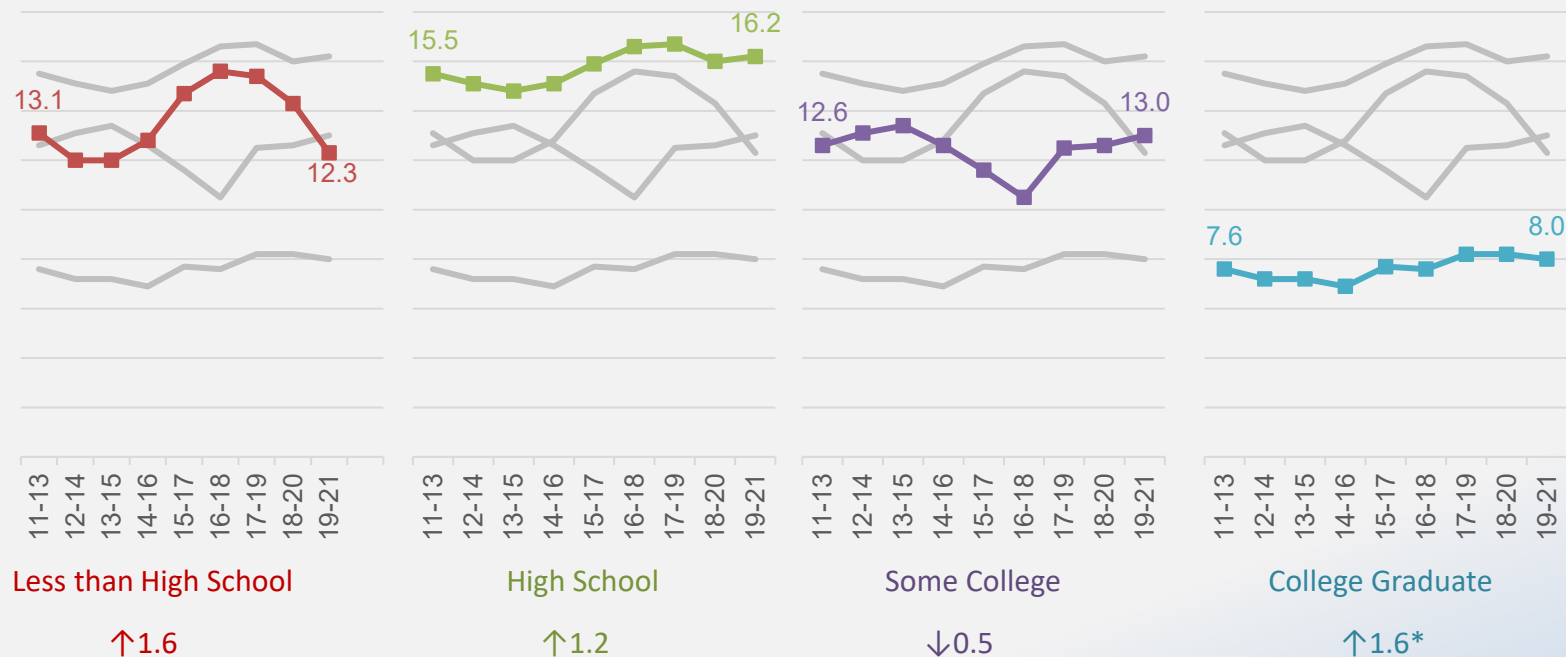
**Figure 4.4 Three-year rolling prevalence of smokeless tobacco use among Oklahoma adults by race/ethnicity (Oklahoma BRFSS 2011 – 2021)**



# Prevalence of Smokeless Tobacco Use among Male Adults by Education

The prevalence of smokeless tobacco use among males was consistently lower for those with a college degree compared to those with less education. In 2019-21, the prevalence of smokeless tobacco was highest among those with high school education followed by those with some college education (16.2% and 13.0%, respectively). There was a statistically significant average annual percent increase in smokeless tobacco use for college graduates over the last 11 years.

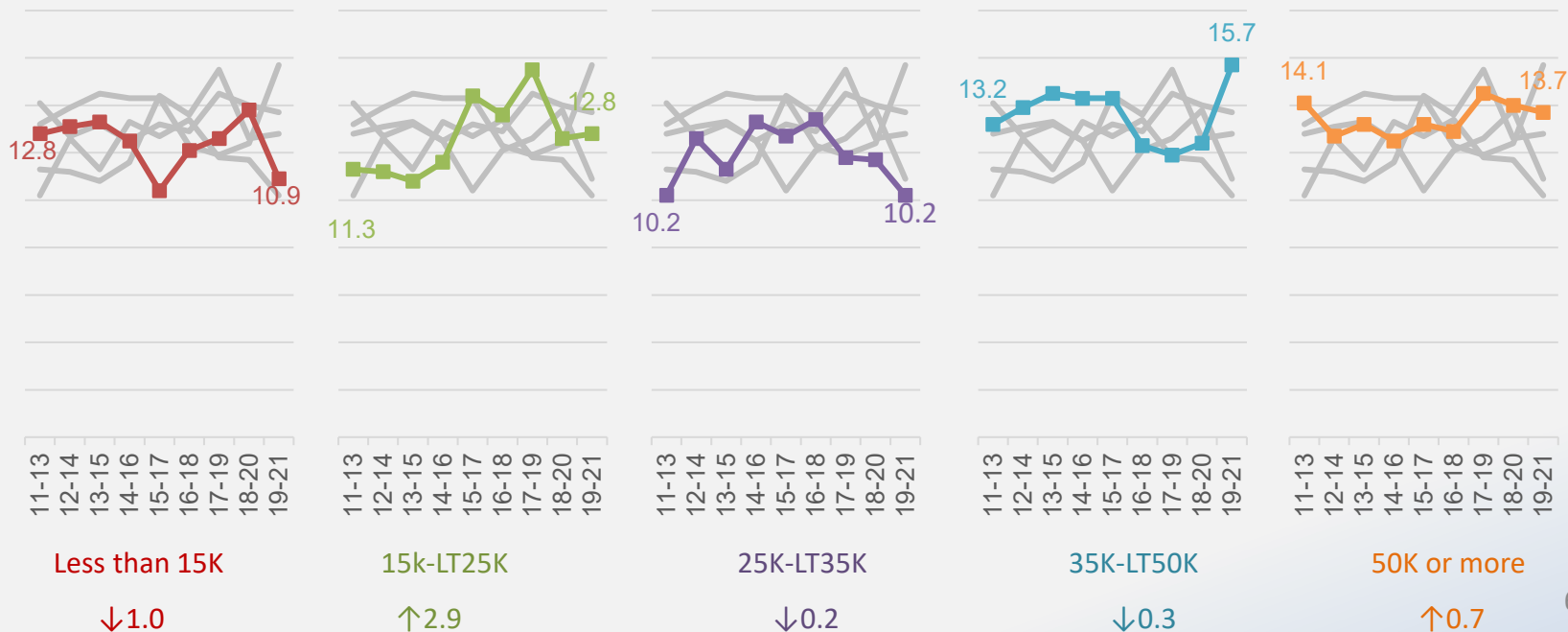
**Figure 4.5 Three-year rolling prevalence of smokeless tobacco use among Oklahoma adults by education (Oklahoma BRFSS 2011 – 2021)**



# Prevalence of Smokeless Tobacco Use among Male Adults by Income

The prevalence of smokeless tobacco use among males by income fluctuated throughout the past 11 years, and there were no consistent differences between income groups. There were no statistically significant changes in smokeless tobacco use for all income groups during the 11 year period.

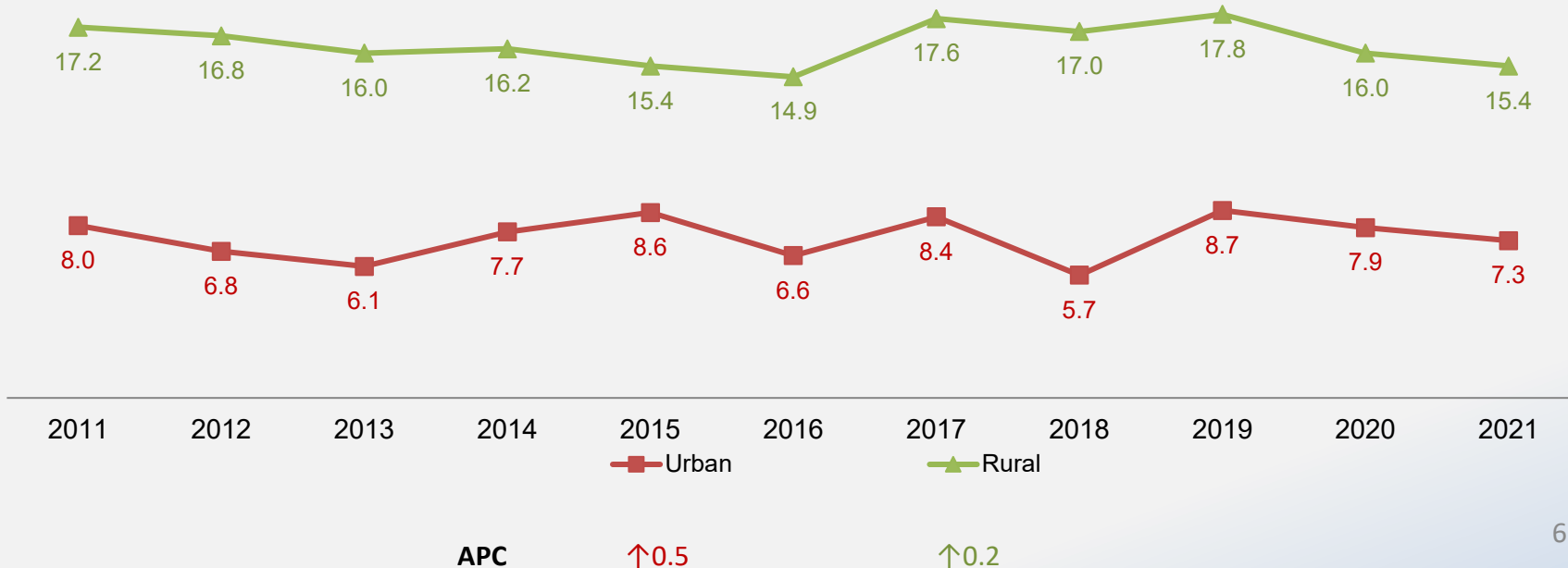
**Figure 4.6 Three-year rolling prevalence of smokeless tobacco use among Oklahoma adults by income (Oklahoma BRFSS 2011 – 2021)**



# Prevalence of Smokeless Tobacco Use among Male Adults by Area of Residence

Among Oklahoma males, the prevalence of smokeless tobacco use among those in rural areas of residence was more than twice as high as those in urban areas. In 2021, the prevalence of smokeless tobacco use in males in urban areas of residence was 7.3%; however, 15.4% of males in rural areas of residence reported using smokeless tobacco.

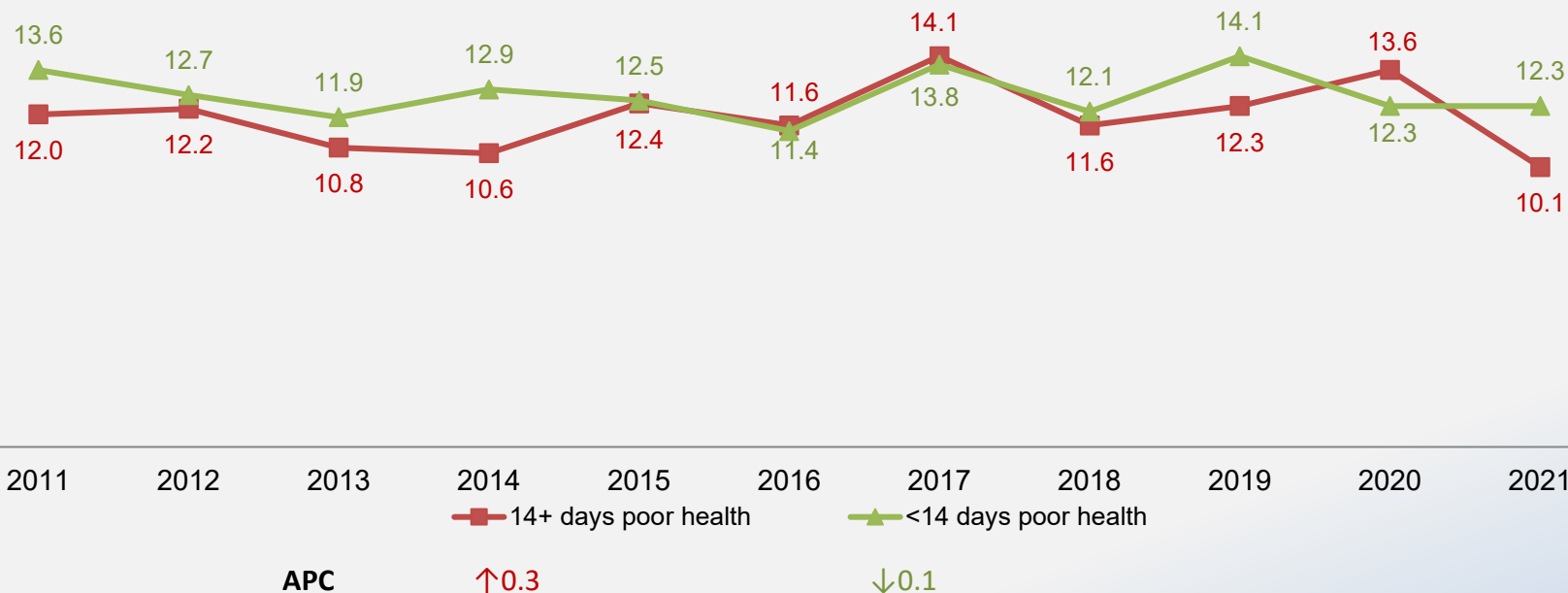
**Figure 4.7 Prevalence (%) of smokeless tobacco use among Oklahoma male adults by area of residence (Oklahoma BRFSS 2011 – 2021)**



# Prevalence of Smokeless Tobacco Use among Male Adults with Poor Physical Health Status

Unlike cigarette smoking, the prevalence of smokeless tobacco use in Oklahoma did not differ significantly by physical health status among men. There were no significant changes in smokeless tobacco use prevalence across the past 11 years for either group.

**Figure 4.8 Prevalence (%) of smokeless tobacco use among Oklahoma male adults by poor physical health status (Oklahoma BRFSS 2011 – 2021)**

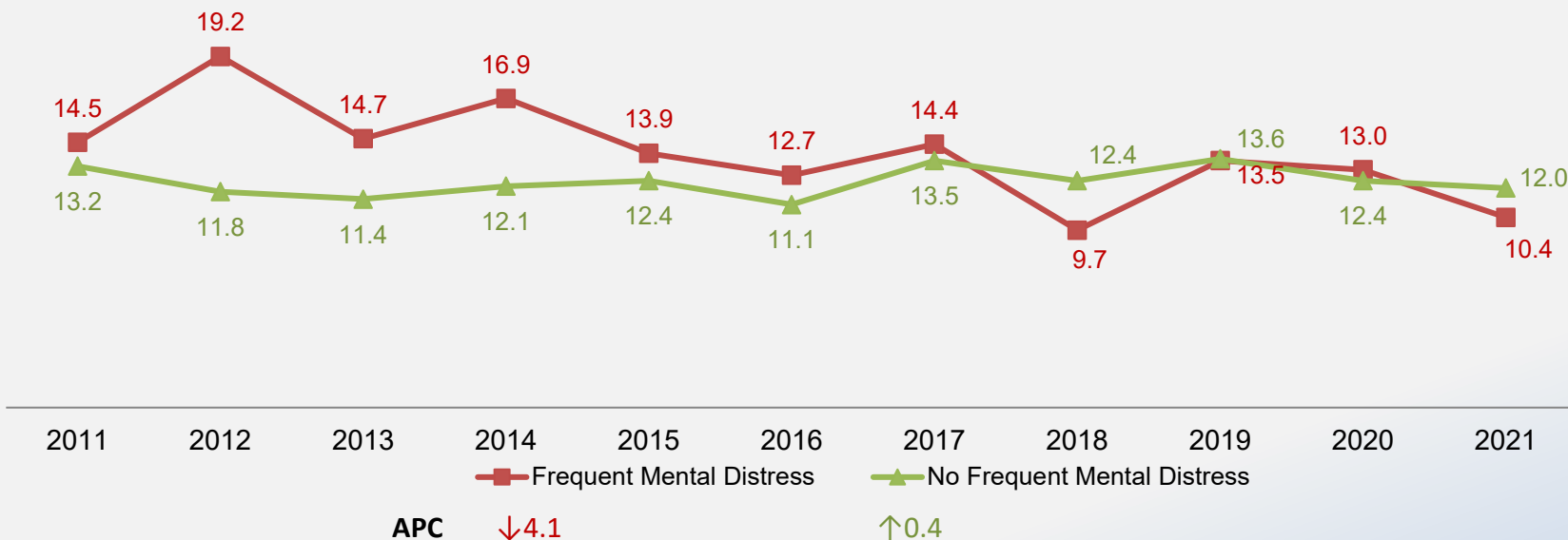




# Prevalence of Smokeless Tobacco Use among Male Adults by Mental Health Status

The prevalence of smokeless tobacco use in 2021 was similar among Oklahoma males reporting no Frequent Mental Distress (FMD) compared to those who had FMD (12.0% vs. 10.4%). There were no significant changes in smokeless tobacco use during the past 11 years in either group.

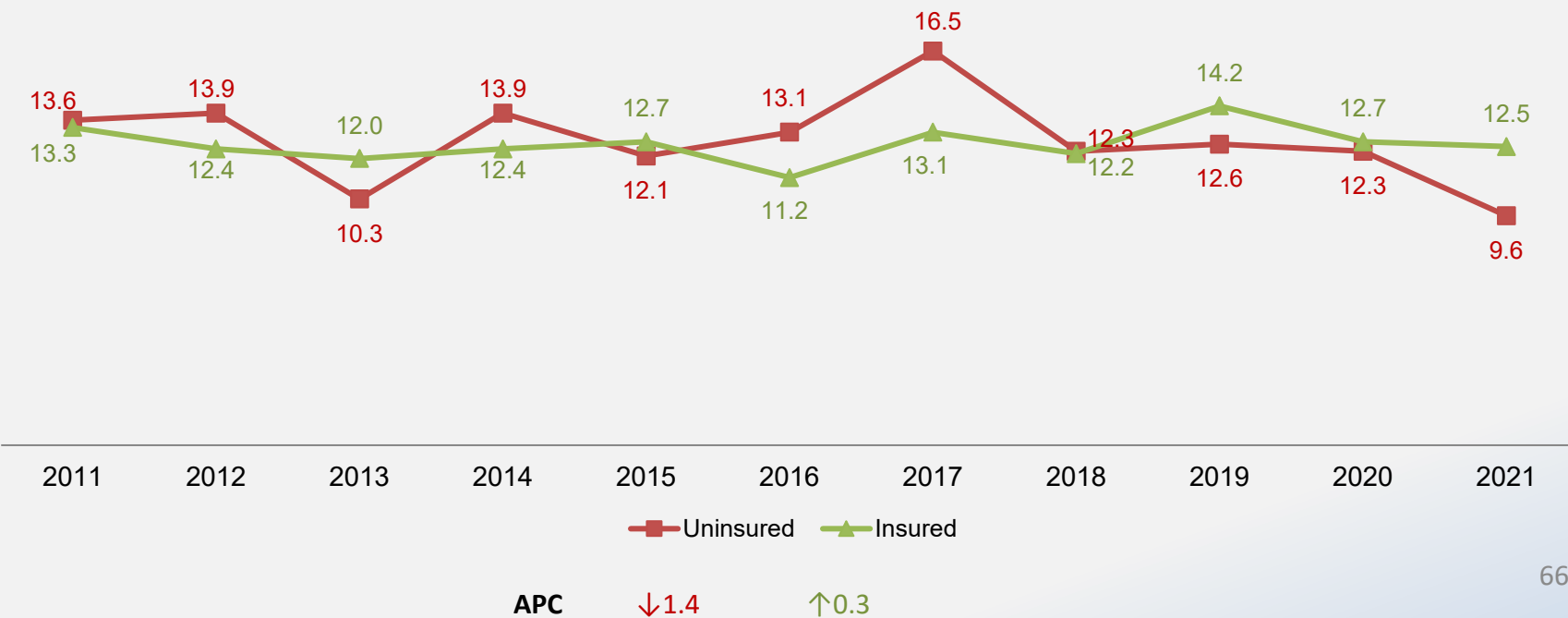
**Figure 4.9 Prevalence (%) of smokeless tobacco use among Oklahoma male adults by Frequent Mental Distress (FMD) (Oklahoma BRFSS 2011 – 2021)**



# Prevalence of Smokeless Tobacco Use among Male Adults by Health Insurance Coverage

There were no significant differences in the prevalence of smokeless tobacco use among Oklahoma males with or without health insurance coverage. The prevalence fluctuated for those uninsured, but differences across the 11 years were not statistically significant.

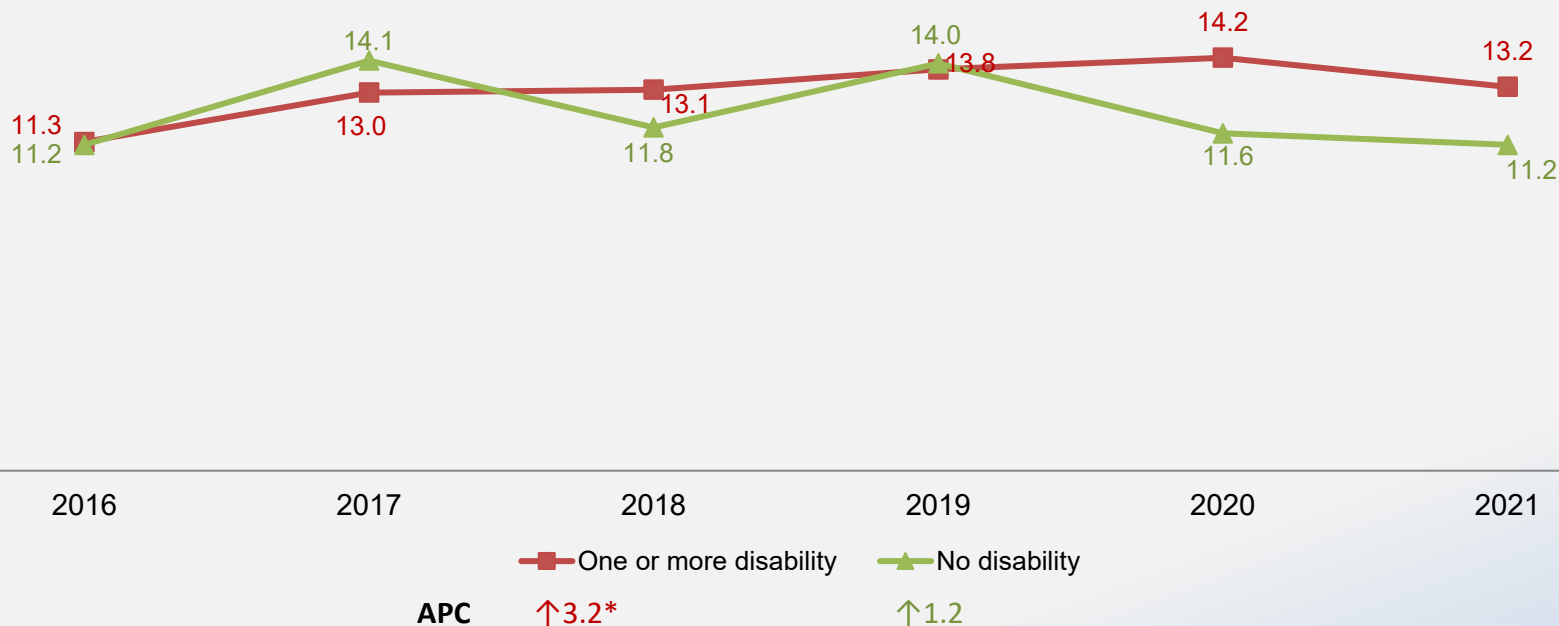
**Figure 4.10 Prevalence (%) of smokeless tobacco use among Oklahoma male adults by health insurance coverage (Oklahoma BRFSS 2011 – 2021)**



# Prevalence of Smokeless Tobacco Use among Male Adults by Disability

The prevalence of smokeless tobacco use among Oklahoma men did not differ significantly by disability status. In 2021, prevalence of smokeless tobacco use was higher among men with disability (13.2%) than those without disability (11.2%). Oklahoma men with a disability had a statistically significant increase in the prevalence of smokeless tobacco with an average annual percent change of 3.2%.

**Figure 4.11 Prevalence (%) of smokeless tobacco use among Oklahoma male adults by disability (Oklahoma BRFSS 2016 – 2021)**



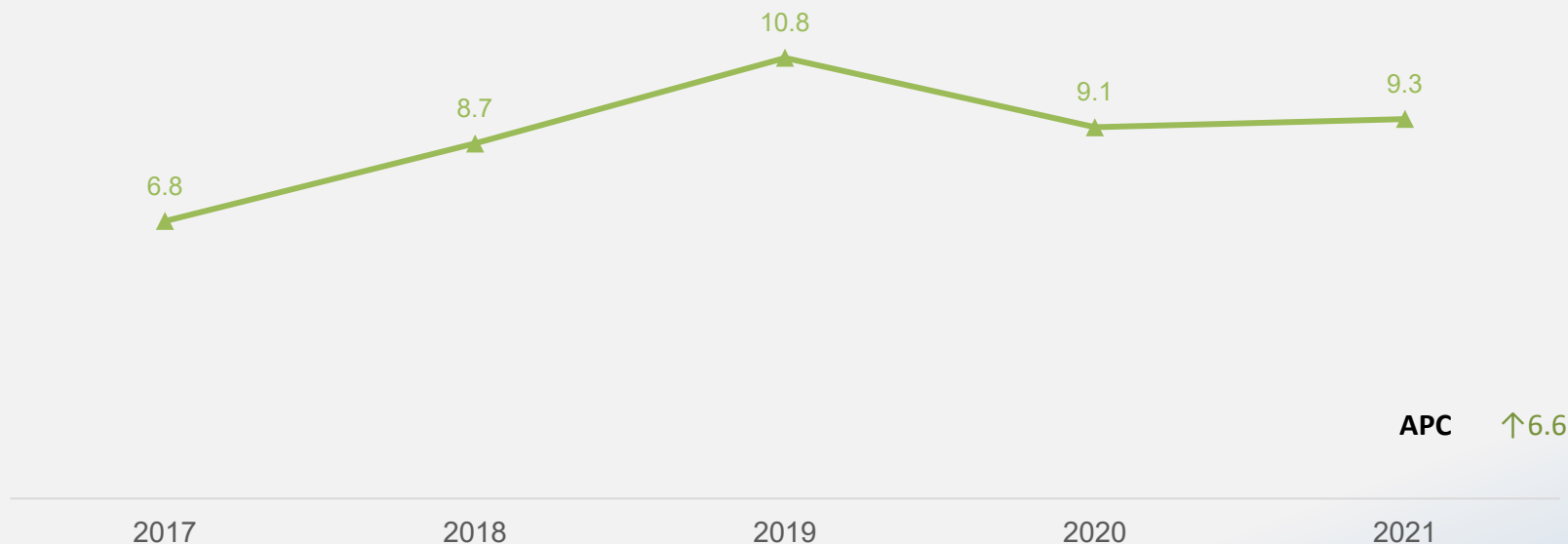
**5.**

## **RESULTS: USE OF ELECTRONIC VAPING PRODUCTS (EVP)**

# Prevalence of EVP use\* among Adults

Overall in 2021, 9.3% of Oklahomans reported using an EVP in the last 30 days. Although the prevalence of EVP use decreased in 2020 after the stark increase from 2017 (6.8%) to 2019 (10.8%), there was a slight increase in the prevalence of EVP in 2021 (9.3%). There was not a significant change during the past five years in the prevalence of EVP use.

**Figure 5.1 Prevalence of EVP use\* among Oklahoma adults (Oklahoma BRFSS 2017 – 2021)**

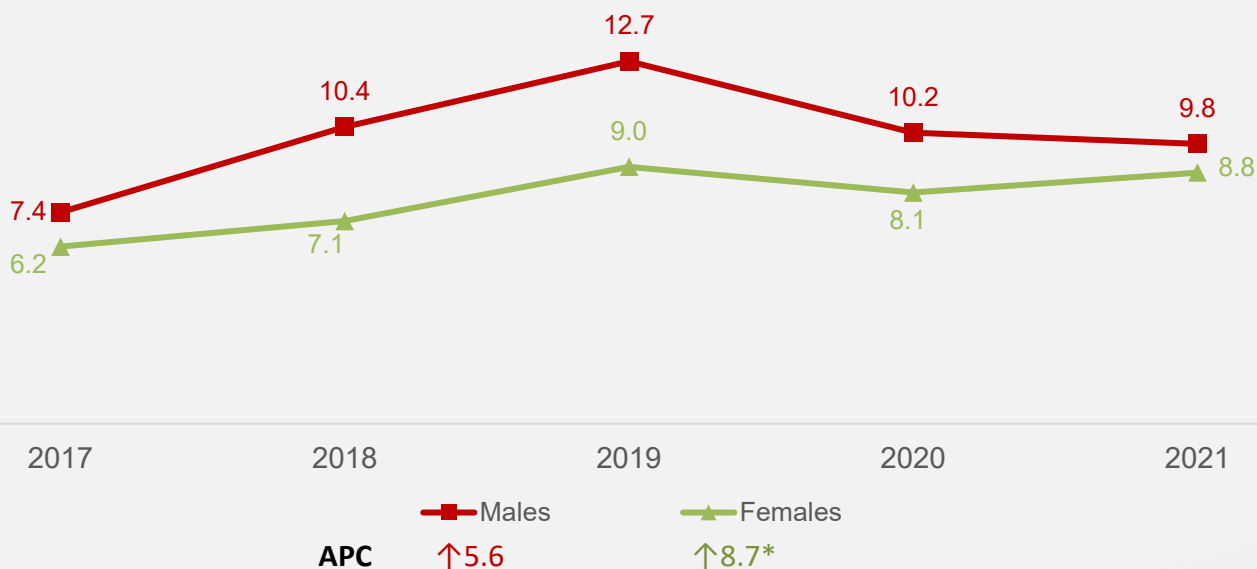


\*Based on state-added question “Have you used an electronic cigarette or other electronic vaping device in the last 30 days?”

# Prevalence of EVP use\* among Adults by Sex

Similar to prior years, prevalence of EVP use is higher among males (9.8%) compared to females (8.8%) in 2021. Over time, there was a significant average annual percent increase of 8.7% in the proportion of female EVP users.

**Figure 5.2 Prevalence of EVP use\* among adults by sex (Oklahoma BRFSS 2017 – 2021)**

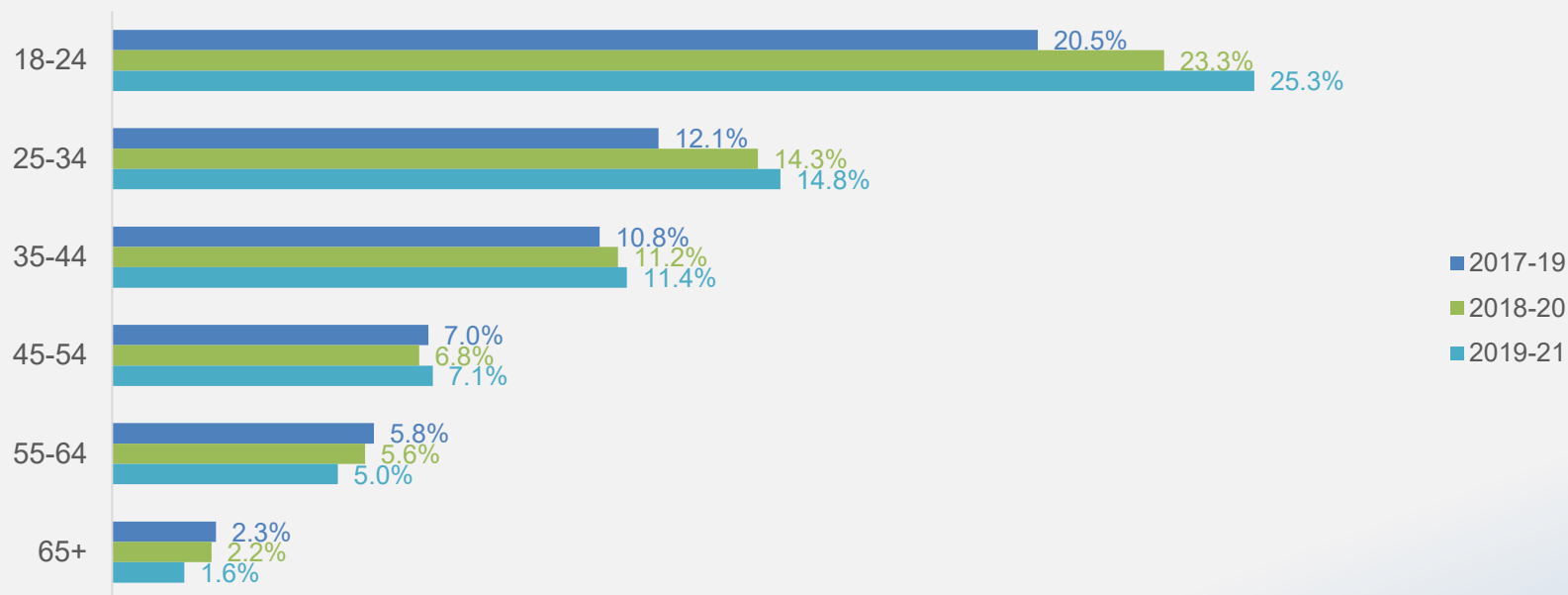


\*Based on state-added question “Have you used an electronic cigarette or other electronic vaping device in the last 30 days?”

# Prevalence of EVP use\* among Adults by Age

EVP use declined with increasing age; 18-24 years old had the highest three-year rolling percentage (25.3%) whereas 65 years or older had the lowest (1.6%) during 2019-21. In younger age groups, less than 45 years old, EVP use increased from 2017-19 to 2019-21.

**Figure 5.3 Three-year rolling prevalence of EVP use\* among Oklahoma adults by age (Oklahoma BRFSS 2017 – 2021)**

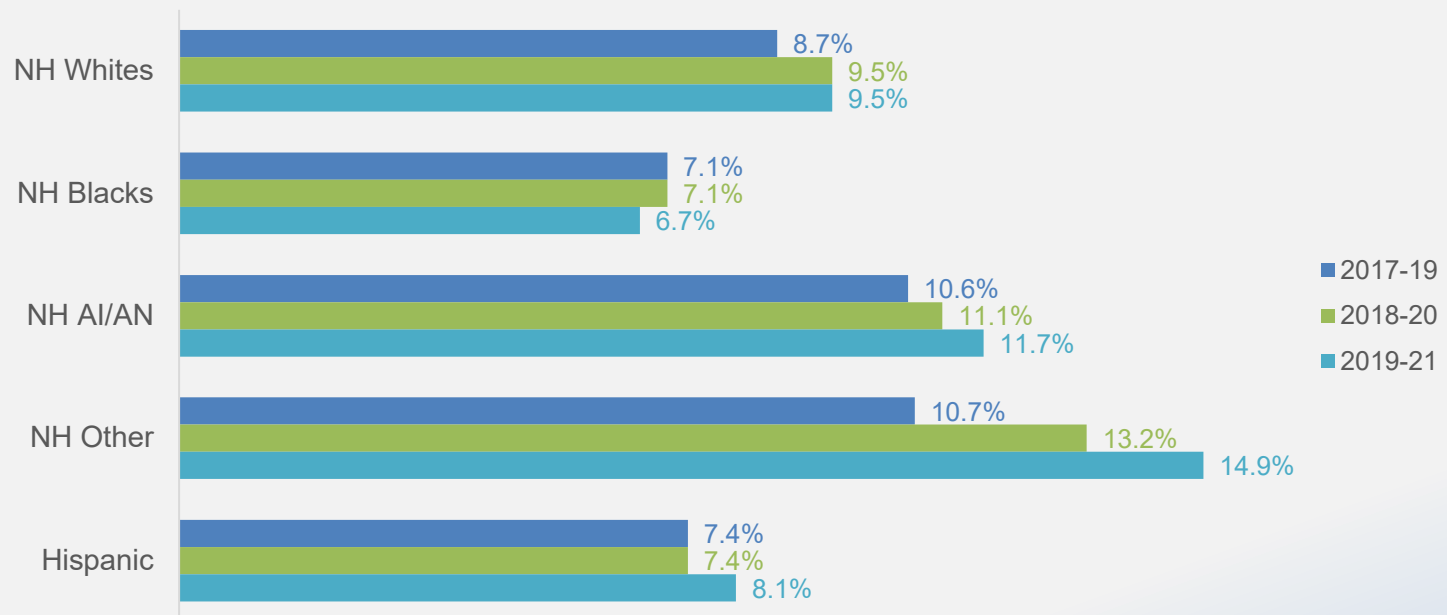


\*Based on state-added question “Have you used an electronic cigarette or other electronic vaping device in the last 30 days?”

# Prevalence of EVP use\* among Adults by Race/Ethnicity

In 2019-21, NH Others reported the highest levels of EVP use at 14.9% followed by NH AI/ANs at 11.7%. Prevalence of EVP use in the last 30 days increased among NH Whites, NH AI/ANs, NH Others, and Hispanics from 2017-19 to 2019-21.

**Figure 5.4 Three-year rolling prevalence of EVP use\* among Oklahoma adults by race/ethnicity (Oklahoma BRFSS 2017 – 2021)**



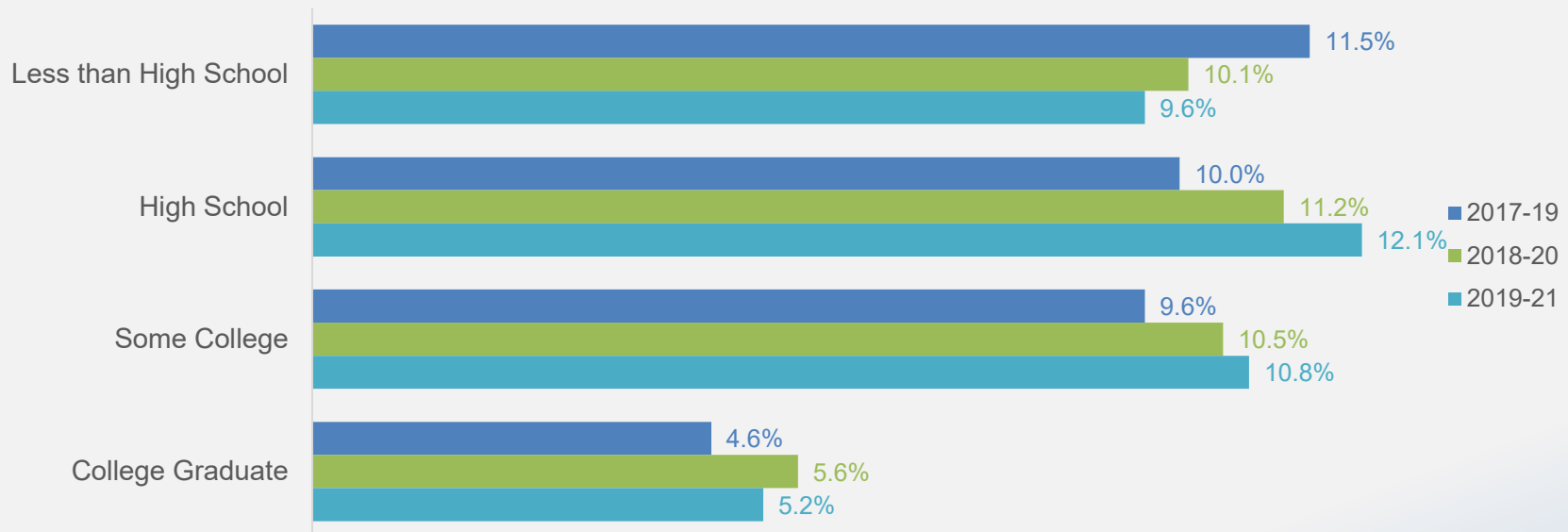
\*Based on state-added question “Have you used an electronic cigarette or other electronic vaping device in the last 30 days?”



# Prevalence of EVP use\* among Adults by Education

College graduates had significantly lower EVP use compared to those who had less education. Except for those with less than high school education, increases were observed in three-year rolling percentage of EVP use among education groups from 2017-19 to 2019-21.

**Figure 5.5 Three-year rolling prevalence of EVP use\* among Oklahoma adults by education (Oklahoma BRFSS 2017 – 2021)**

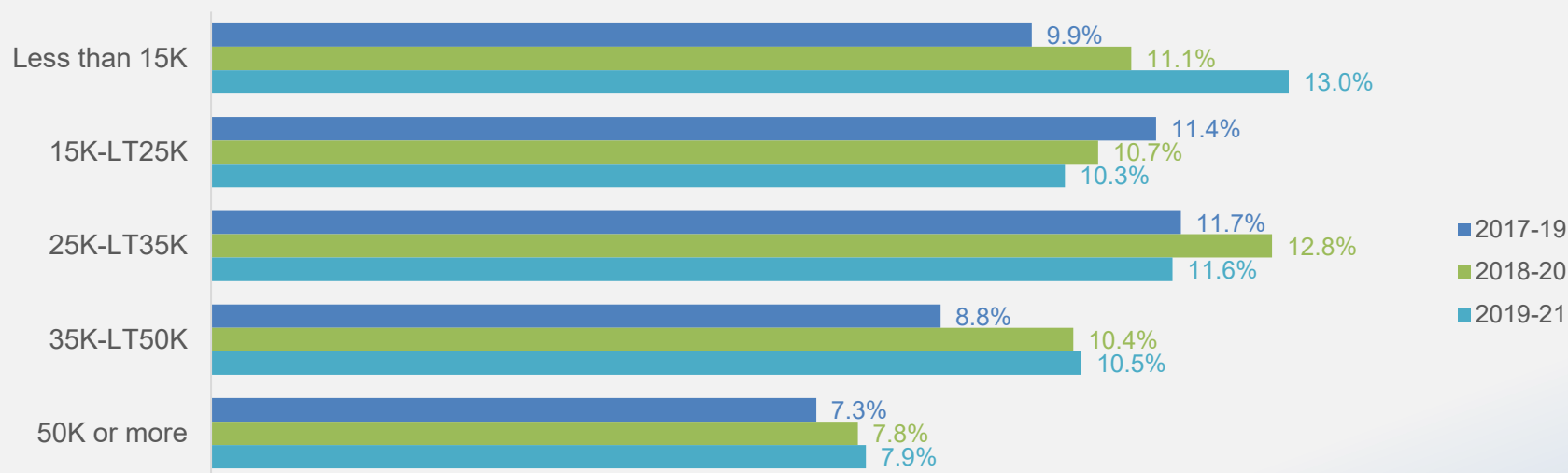


\*Based on state-added question “Have you used an electronic cigarette or other electronic vaping device in the last 30 days?”

# Prevalence of EVP\* use among Adults by Income

There were not significant differences in EVP use by income level. In 2019-2021, the highest prevalence of EVP use (13%) was reported among those earning less than \$15,000 per year, whereas, it was the lowest among those earning \$50,000 or more (7.9%).

**Figure 5.6 Three-year rolling prevalence of EVP use\* among Oklahoma adults by income (Oklahoma BRFSS 2017 – 2021)**

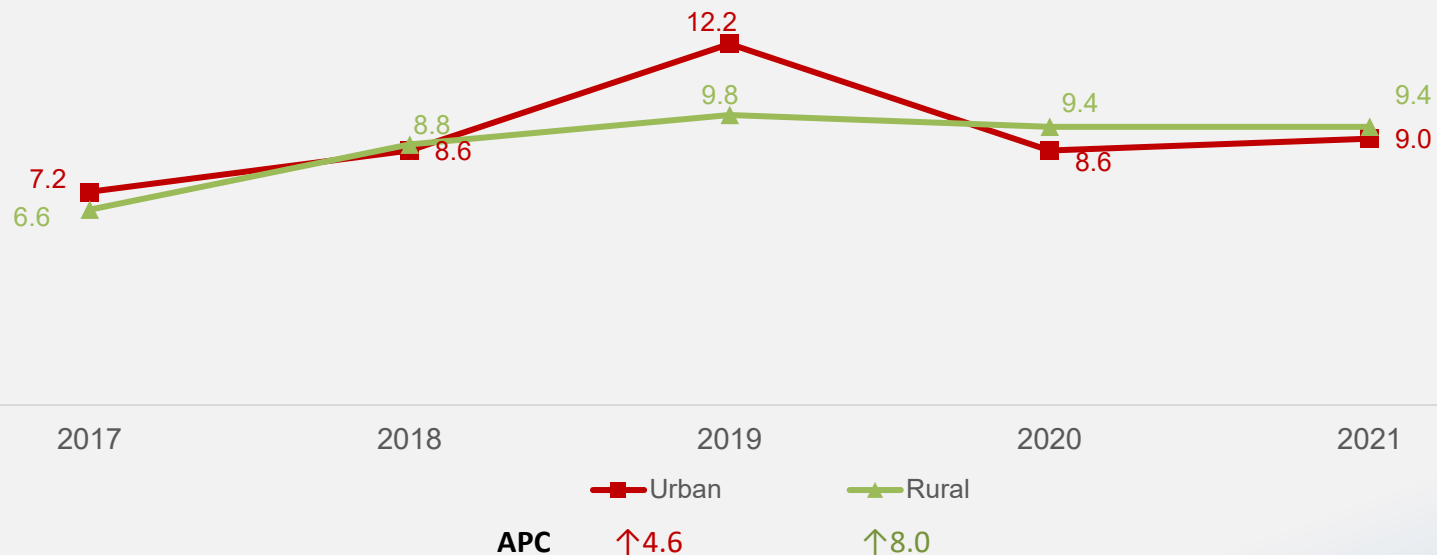


\*Based on state-added question “Have you used an electronic cigarette or other electronic vaping device in the last 30 days?”

# Prevalence of EVP use\* among Adults by Area of Residence

The prevalence of EVP use decreased among those with urban residence from 12.2% in 2019 to 9% in 2021. 9.4% of Oklahoma adults in rural areas reported EVP use. There were no significant changes in EVP use during the past five years for both groups.

**Figure 5.7 Prevalence of EVP use\* among adults by area of residence (Oklahoma BRFSS 2017 – 2021)**

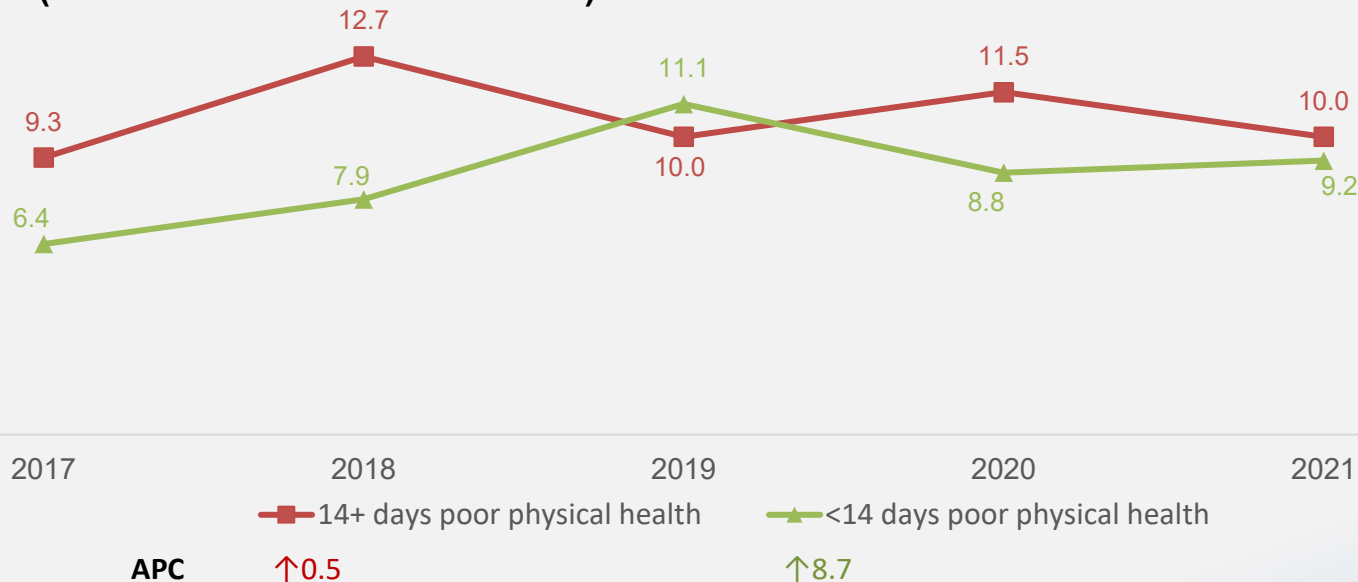


\*Based on state-added question “Have you used an electronic cigarette or other electronic vaping device in the last 30 days?”

# Prevalence of EVP use\* among Adults with Poor Physical Health

The prevalence of EVP use increased among those without poor physical health from 8.8% in 2020 to 9.2% in 2021; however, it decreased among those with poor physical health from 11.5% in 2020 to 10% in 2021.

**Figure 5.8 Prevalence of EVP use\* among adults by poor physical health status (Oklahoma BRFSS 2017 – 2021)**

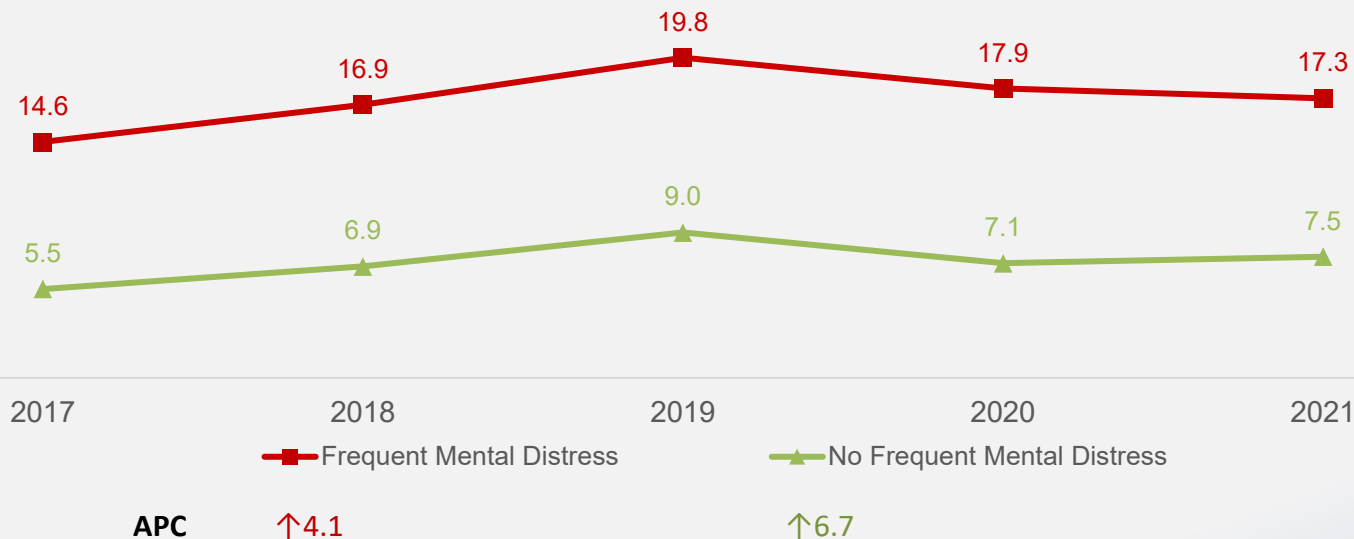


\*Based on state-added question “Have you used an electronic cigarette or other electronic vaping device in the last 30 days?”

# Prevalence of EVP use\* among Adults with Poor Mental Health Status

Those Oklahomans reporting Frequent Mental Distress (FMD) have consistently higher prevalence of EVP use than those without FMD. In 2021, 17.3% of those with FMD reported EVP use, whereas, 7.5% of those without FMD reported EVP use.

**Figure 5.9 Prevalence of EVP use\* among adults by Frequent Mental Distress (FMD)  
(Oklahoma BRFSS 2017 – 2021)**

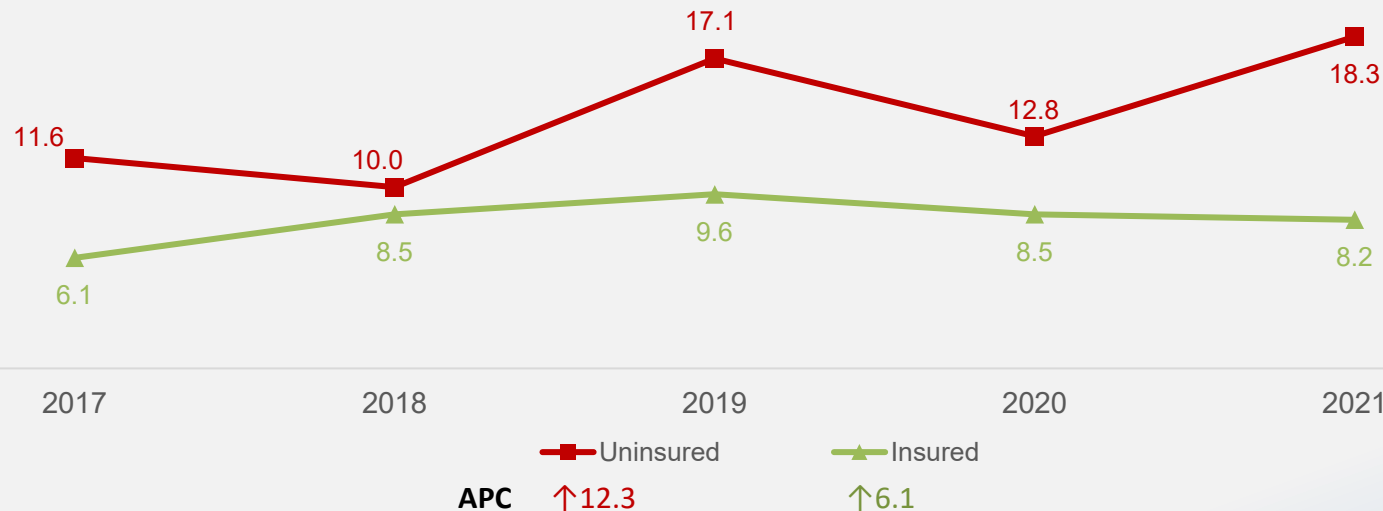


\*Based on state-added question “Have you used an electronic cigarette or other electronic vaping device in the last 30 days?”

# Prevalence of EVP\* use among adults by Insurance Coverage

The prevalence of EVP use was higher among uninsured compared to those with health insurance (18.3% vs. 8.2%). There were not significant changes in EVP use during the past five years for both groups.

**Figure 5.10 Prevalence of EVP use\* among adults by insurance coverage (Oklahoma BRFSS 2017 – 2021)**

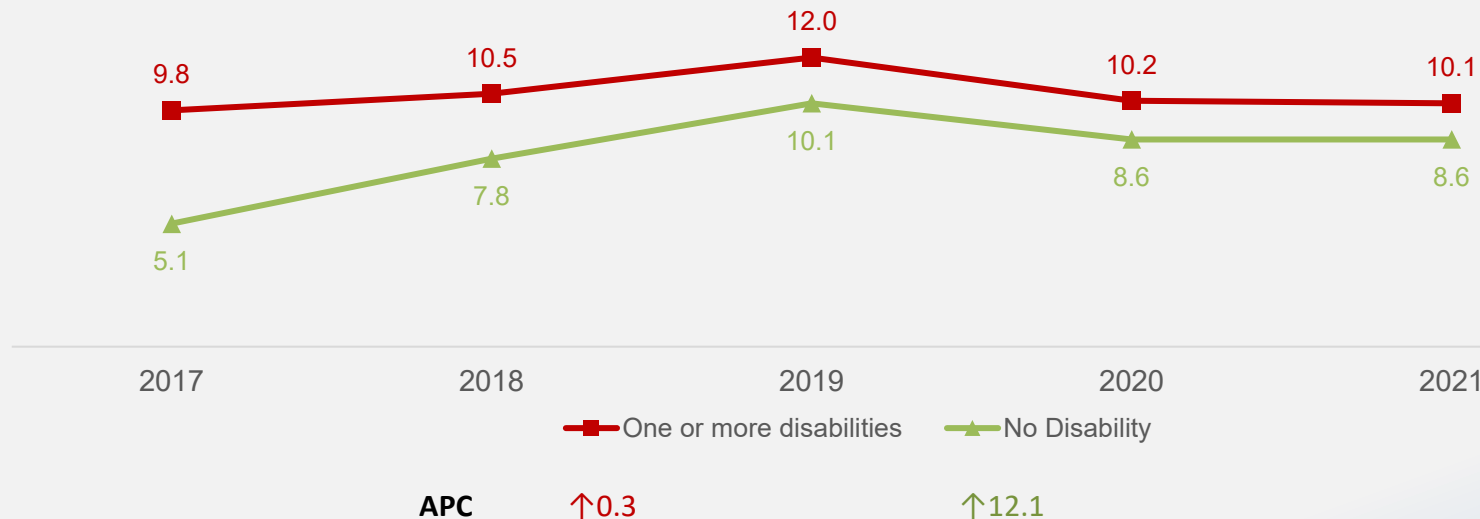


\*Based on state-added question “Have you used an electronic cigarette or other electronic vaping device in the last 30 days?”

# Prevalence of EVP\* use among adults by Disability

Those who reported one or more disabilities had consistently higher prevalence of EVP use than those with no disability. In 2021, 10.1% of those with one or more disabilities and 8.6% of those without disability reported EVP use.

**Figure 5.11 Prevalence of EVP use\* among adults by disability (Oklahoma BRFSS 2017 – 2021)**



\*Based on state-added question “Have you used an electronic cigarette or other electronic vaping device in the last 30 days?”

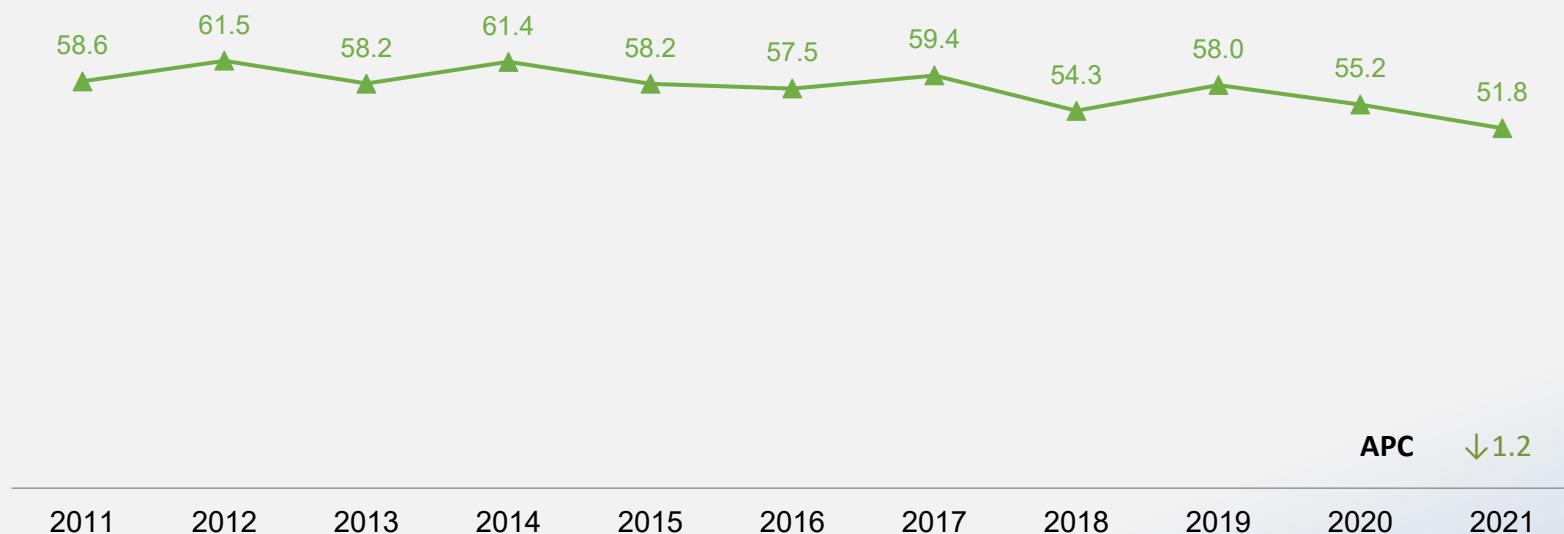
## **6. RESULTS: QUIT ATTEMPTS**



# Proportion of Adult Smokers with a Quit Attempt in the Last Year

Many adult current smokers want to quit. In Oklahoma, the proportion of current smokers who report a past quit attempt remained steady during the past 11 years. From 2011 to 2021, between 52-62% of adult smokers in Oklahoma reported a quit attempt in the last year.

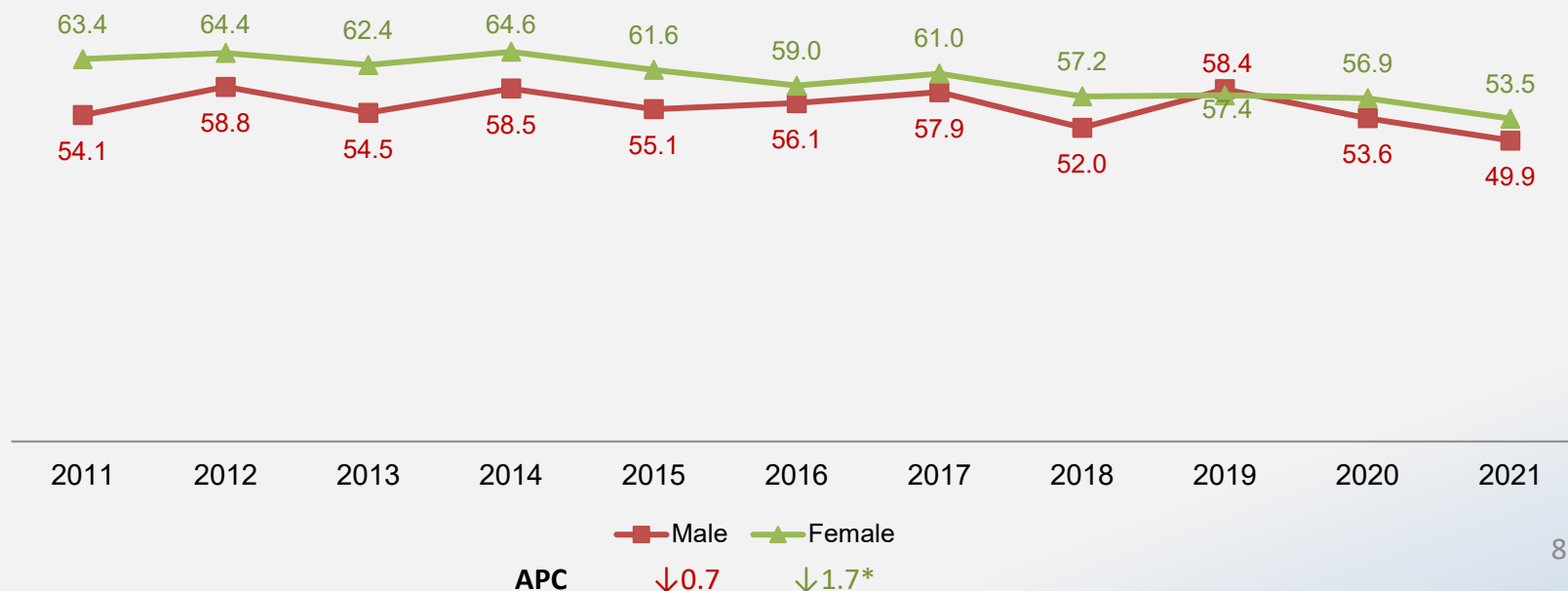
**Figure 6.1 Percent of smokers with a quit attempt in the last year (Oklahoma BRFSS 2011 – 2021)**



# Proportion of Adult Smokers with a Quit Attempt in the Last Year by Sex

The proportion of adult smokers who reported a quit attempt in the last year was higher for females compared to males in 2021. Between 53% and 65% of females reported a past quit attempt each of the past 11 years. Among males, the proportion reporting a quit attempt ranged from 50% to 59%. There was a significant average annual decline of -1.7% in the proportion of female smokers who had a quit attempt in the last year.

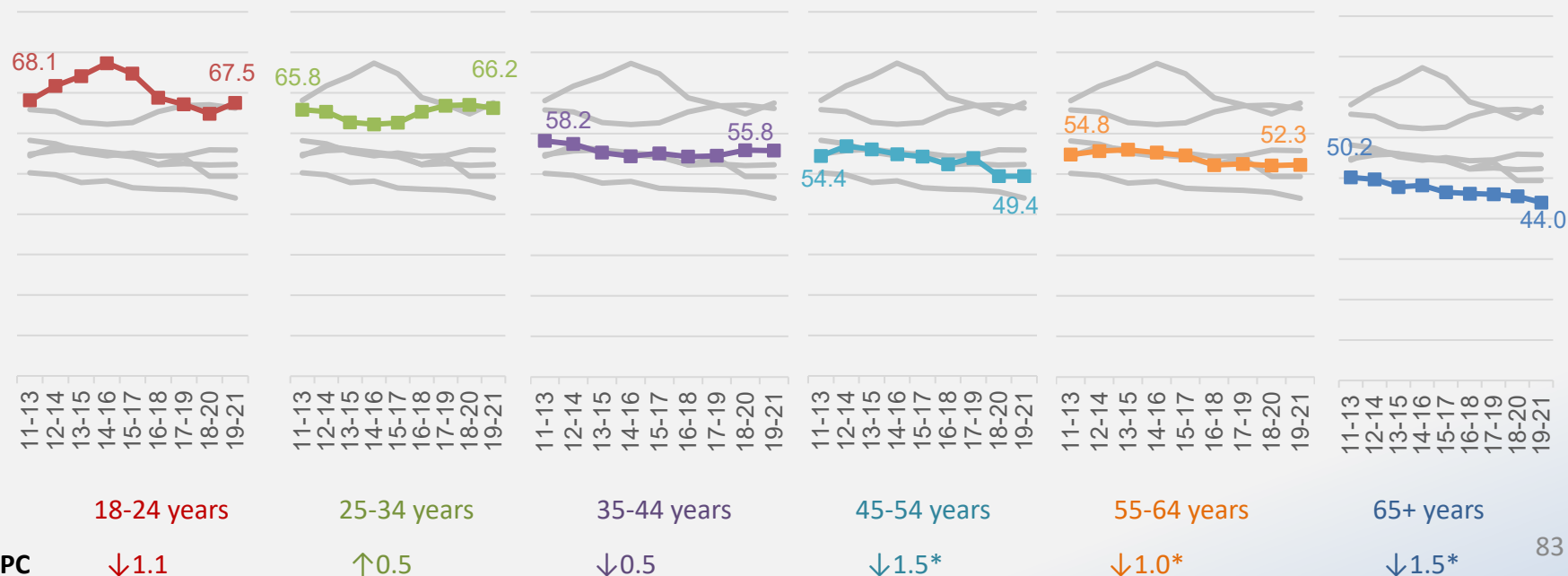
**Figure 6.2 Percent of smokers with a quit attempt in the last year by sex**  
(Oklahoma BRFSS 2011 – 2021)



# Proportion of Adult Smokers with a Quit Attempt in the Last Year by Age

The proportion of smokers with a quit attempt in the last year tends to decrease with increasing age. The proportion of Oklahoma adult smokers aged 18-24 reporting a quit attempt ranged from 64% to 75% from 2011 to 2021, while the proportion of smokers aged 55 and older remained below 56% each year. There was significant average annual percent decline of  $\geq 1\%$  in the proportion of smokers reporting a quit attempt during the past 11 years for those aged 45 years or older.

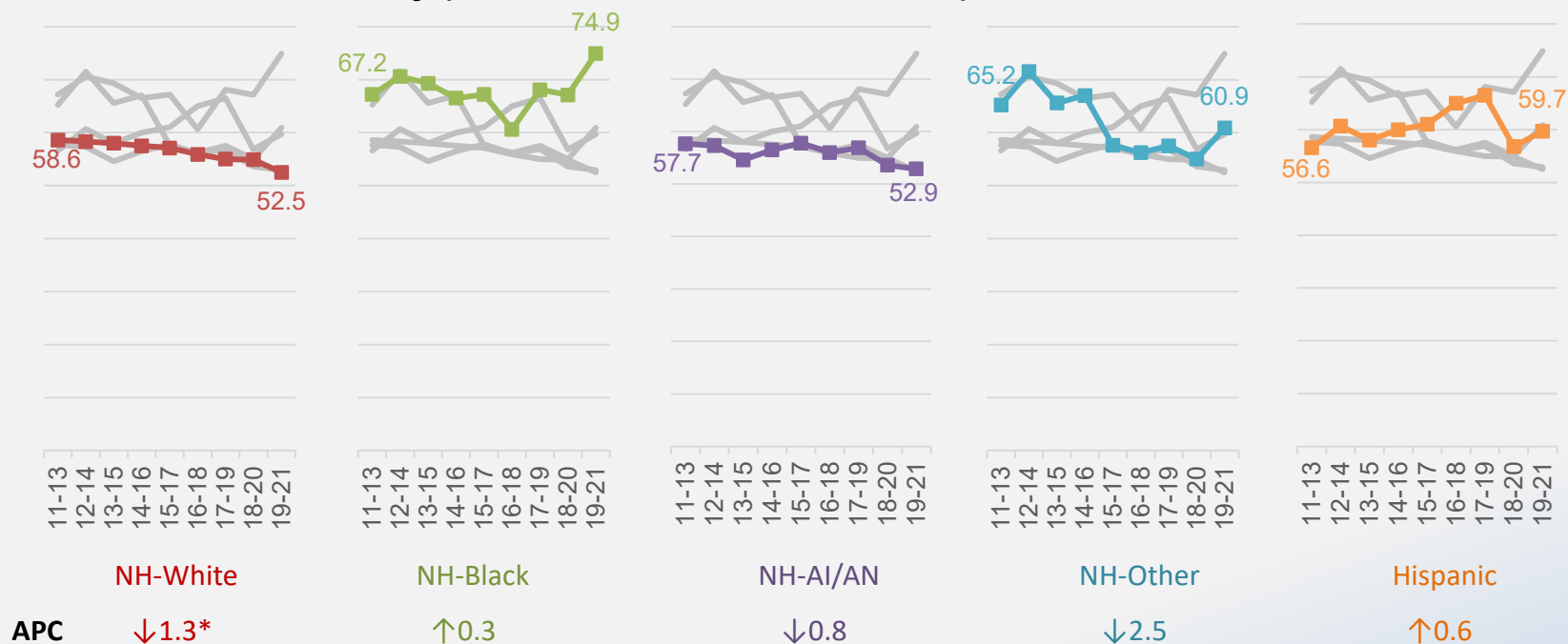
**Figure 6.3 Three-year rolling prevalence of smokers with a quit attempt in the last year by age (Oklahoma BRFSS 2011 – 2021)**



# Proportion of Adult Smokers with a Quit Attempt in the Last Year by Race/Ethnicity

The proportion of current smokers reporting a quit attempt in the last year varies somewhat by race/ethnicity, with a high of 74.9% of NH-Black smokers reporting a past year quit attempt in 2019-2021. Although there were fluctuations in the proportion of smokers with a past quit attempt for many racial/ethnic groups over time, the average annual percent change was statistically significant for NH-Whites, with an average annual decrease of -1.3% in past quit attempts.

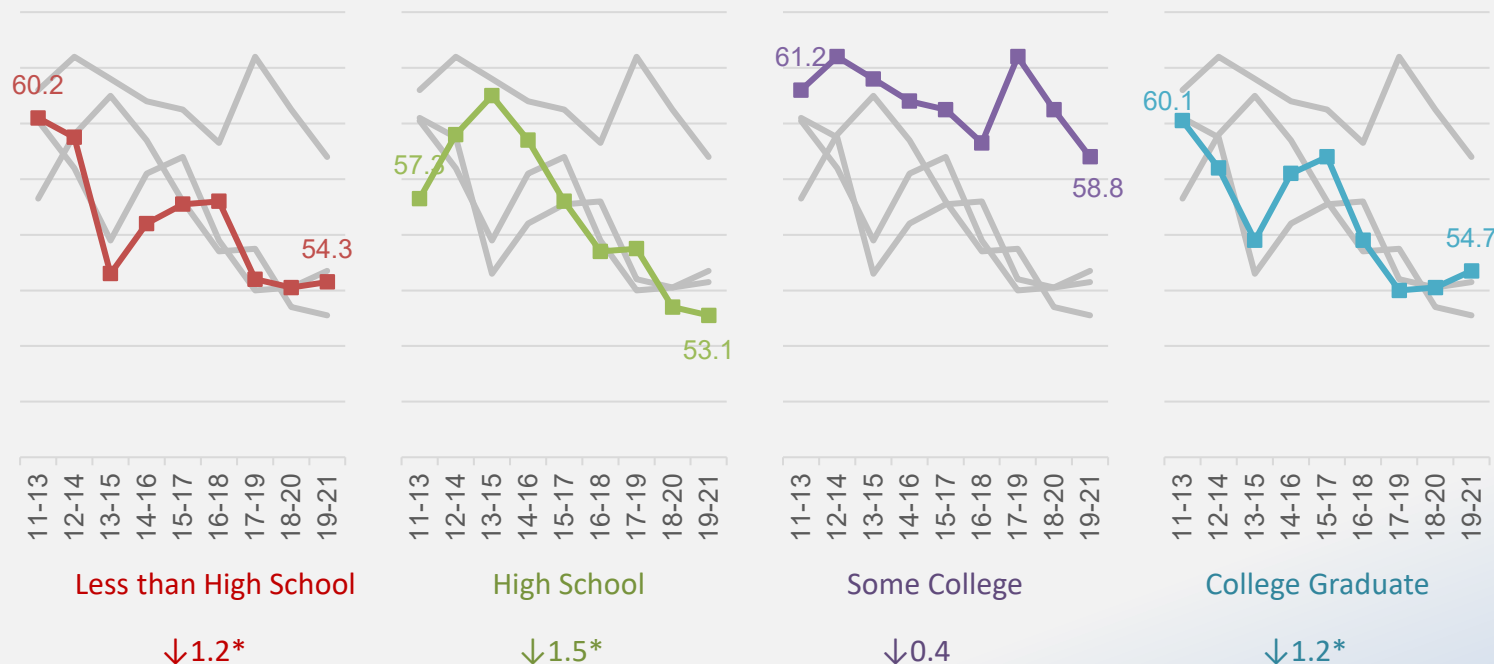
**Figure 6.4 Three-year rolling prevalence of smokers with a quit attempt in the last year by race/ethnicity (Oklahoma BRFSS 2011 – 2021)**



# Proportion of Adult Smokers with a Quit Attempt in the Last Year by Education

When examining potential disparities in quit attempts by education level, there were not significant differences found between groups in the proportion of current smokers reporting a quit attempt in the last year. Smokers with some college education had the highest rate of quit attempts in 2019-2021 (58.8%). There was a statistically significant decrease in past quit attempts for all income groups except for those with some college.

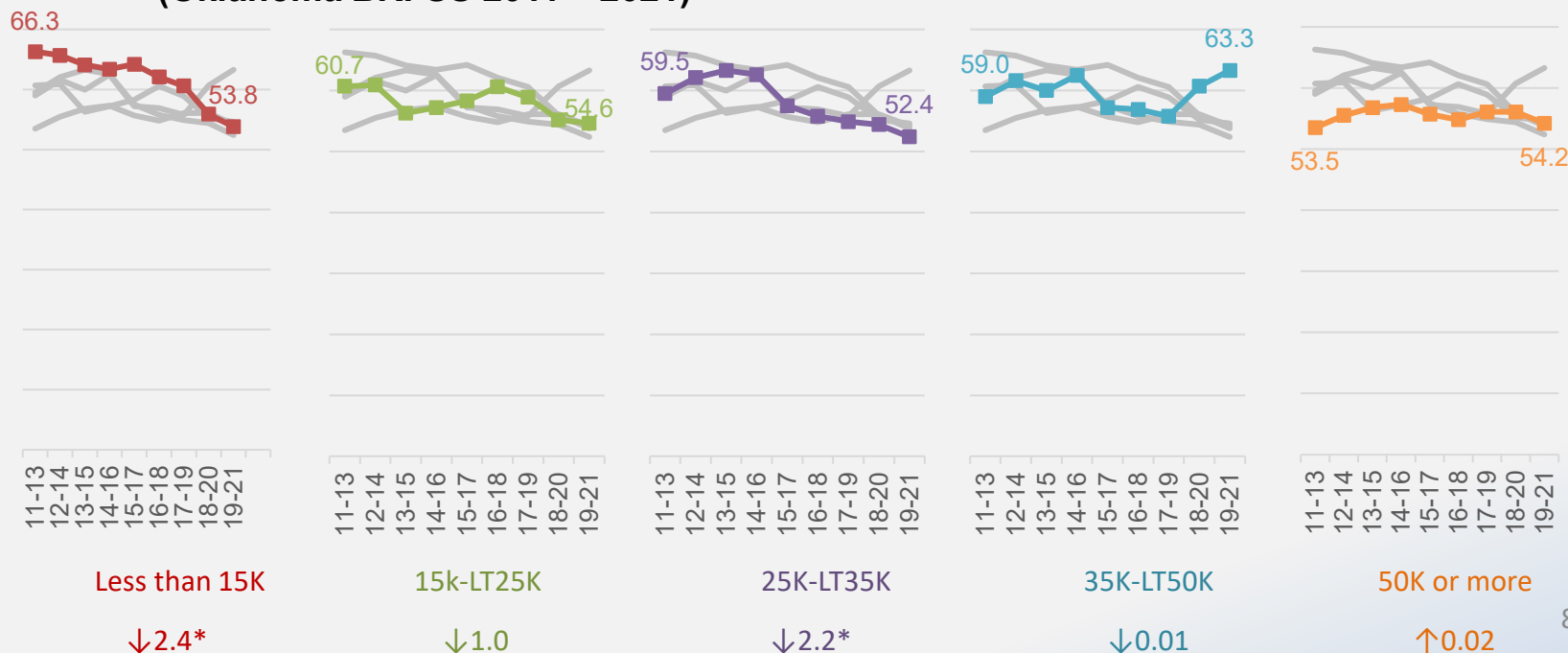
**Figure 6.5 Three-year rolling prevalence of smokers with a quit attempt in the last year by education (Oklahoma BRFSS 2011 – 2021)**



# Proportion of Adult Smokers with a Quit Attempt in the Last Year by Income

Current smokers with low income were somewhat less likely to report a quit attempt in the last year compared to those with high income. In 2019-2021, 53.8% of Oklahoma adult smokers with an income between \$15,000 and \$25,000 reported a past quit attempt compared to 63.3% of current smokers with an income of \$35,000 to <\$50,000. The proportion of past quit attempts during the past 11 years decreased by an average annual change of more than -2% among those with income below \$15,000 and those who earned \$25,000 to <\$35,000.

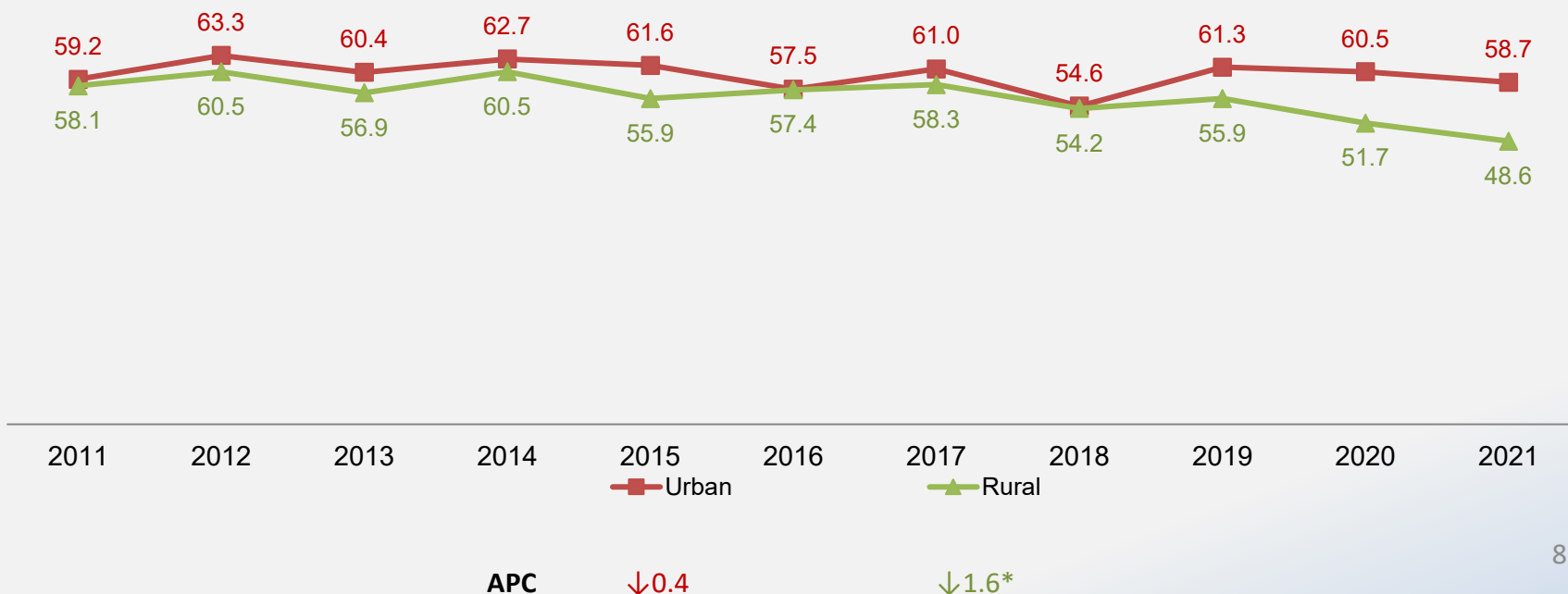
**Figure 6.6 Three-year rolling prevalence of smokers with a quit attempt in the last year by income (Oklahoma BRFSS 2011 – 2021)**



# Proportion of Adult Smokers with a Quit Attempt in the Last Year by Area of Residence

Oklahoma smokers living in urban areas were more likely to report a quit attempt in the last year compared to those in rural areas. In 2021, 58.7% of urban residents reported a quit attempt in the last year, whereas 48.6% of smokers in rural areas had a quit attempt. There was a significant decline over time (APC=-1.6%) in the proportion of smokers living in rural areas reporting a quit attempt.

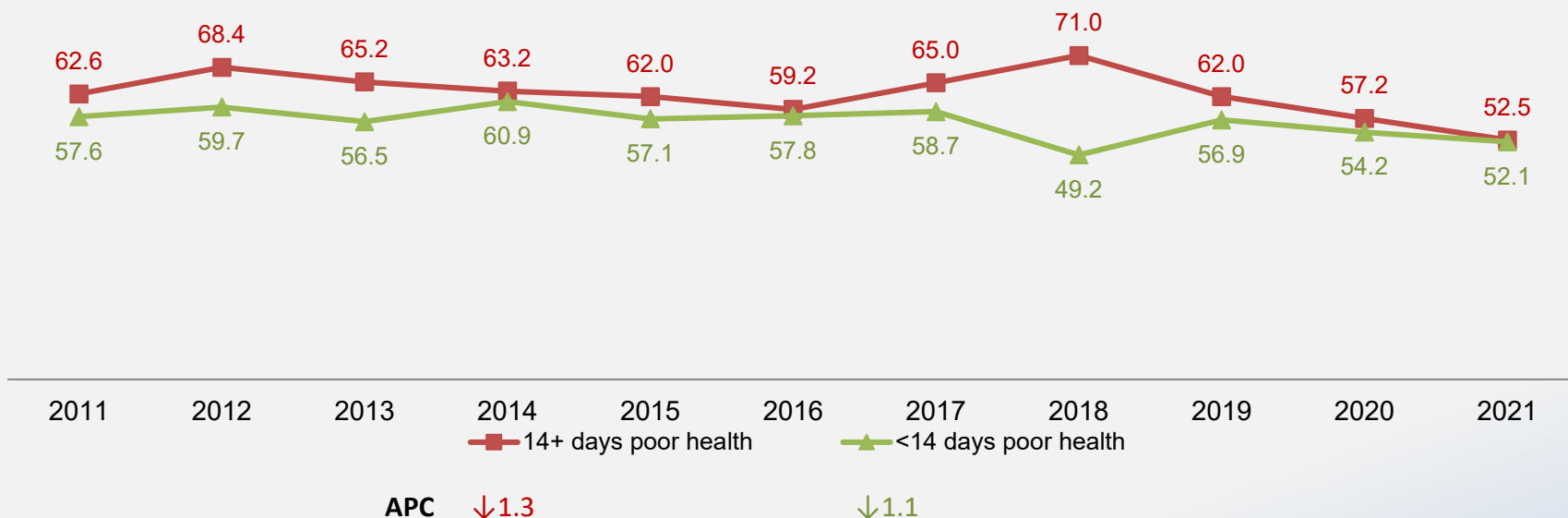
**Figure 6.7 Percent of smokers with a quit attempt in the last year by area of residence (Oklahoma BRFSS 2011 – 2021)**



# Proportion of Adult Smokers with a Quit Attempt in the Last Year by Physical Health

There were no significant differences in the proportion of smokers with a quit attempt in the last year by physical health status. In 2021, 52.5% of Oklahoma adult smokers with poor physical health and 52.1% of those without poor health reported a past quit attempt. There were no significant differences in past quit attempts for either group over time.

**Figure 6.8 Percent of smokers with a quit attempt in the last year by poor physical health (Oklahoma BRFSS 2011 – 2021)**

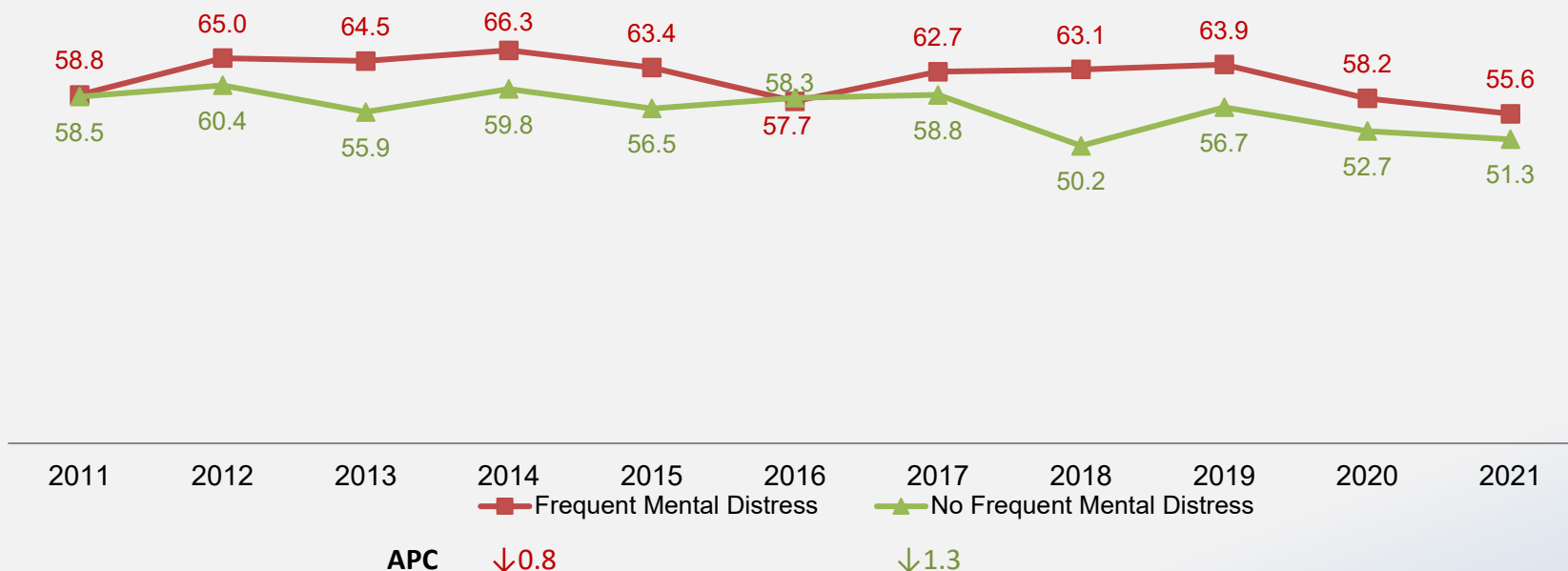




# Proportion of Adult Smokers with a Quit Attempt in the Last Year by Mental Health

Similar to physical health, there were no significant differences in the proportion of past quit attempts among smokers by mental health status. In 2021, 55.6% of adult smokers with frequent mental distress (FMD) and 51.3% of those without FMD reported a quit attempt in the last year. There were no significant changes during the past 11 years for those with or without FMD.

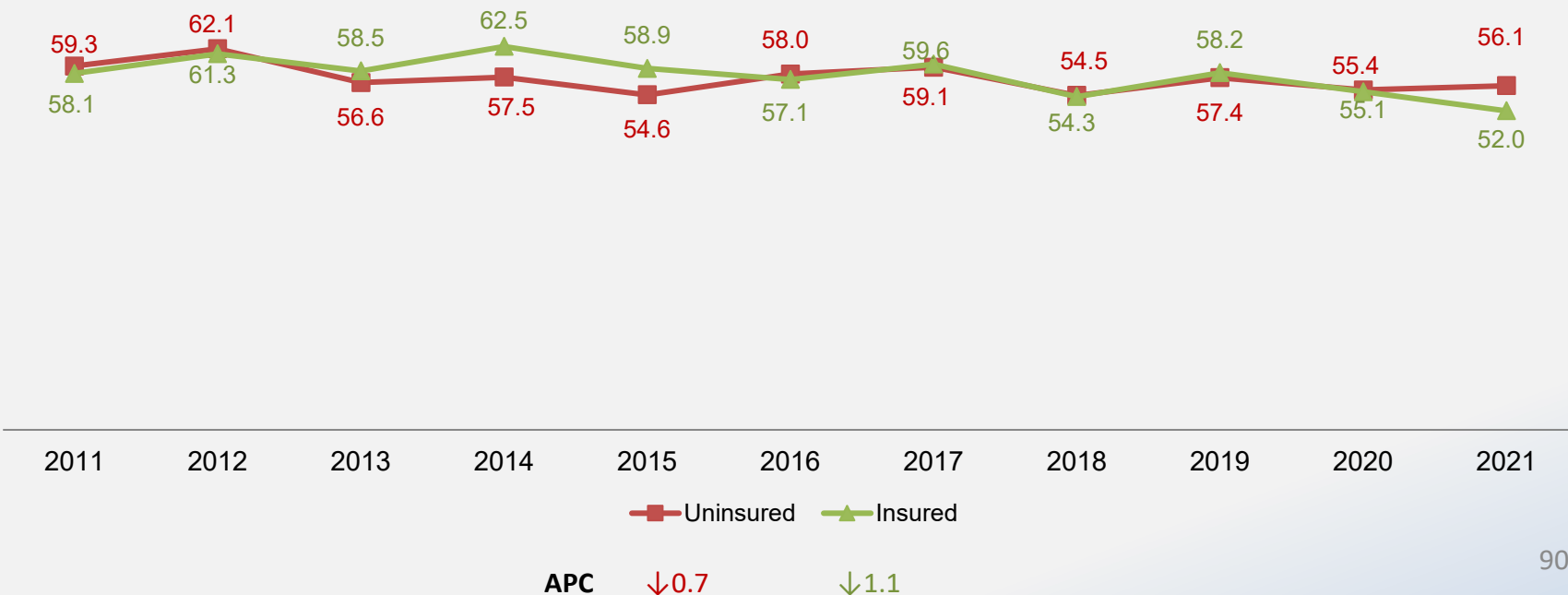
**Figure 6.9 Percent of smokers with a quit attempt in the last year by Frequent Mental Distress (FMD) (Oklahoma BRFSS 2011 – 2021)**



# Proportion of Adult Smokers with a Quit Attempt in the Last Year by Health Insurance Coverage

The proportion of adult smokers with a quit attempt in the last year was not significantly different for those with health insurance coverage compared to those without health insurance coverage. Among those with insurance, the proportion of smokers who had made a quit attempt ranged from 52% to 63% during the past 11 years. For the uninsured, the proportion with past quit attempts ranged from 54% to 62%. There were no significant changes over time for either group.

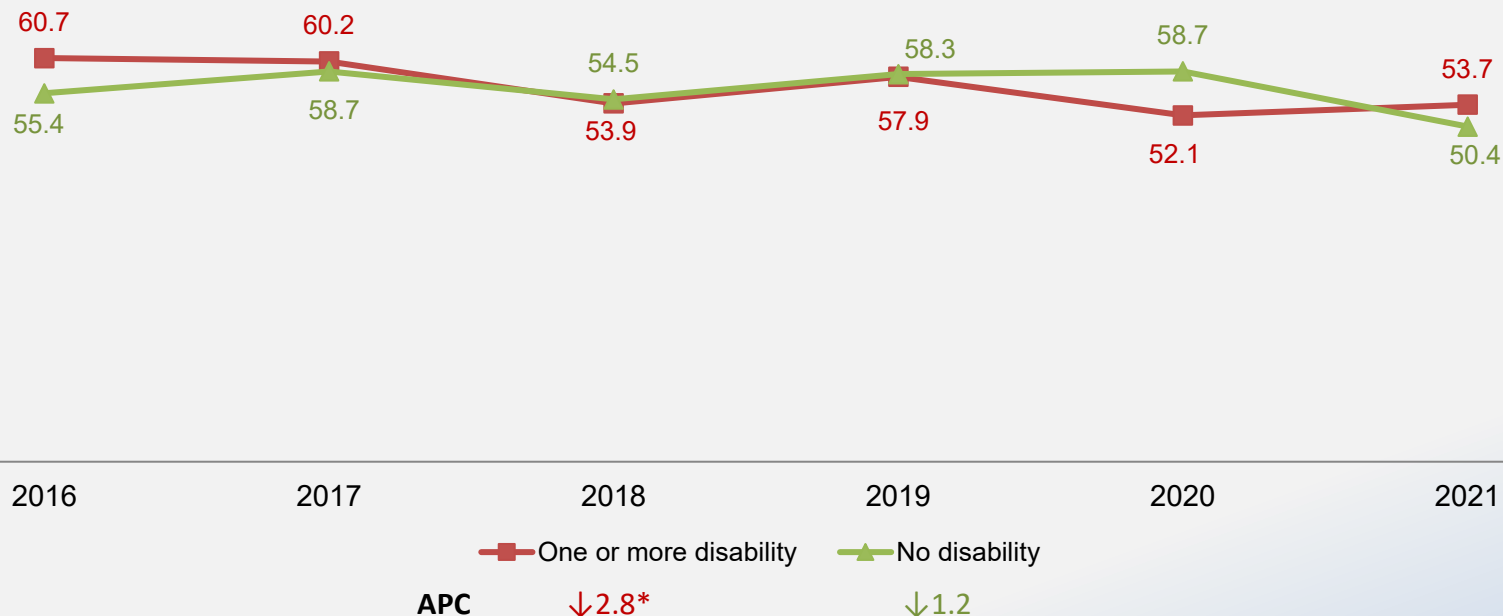
**Figure 6.10 Percent of smokers with a quit attempt in the last year by health insurance coverage (Oklahoma BRFSS 2011 – 2021)**



# Proportion of Adult Smokers with a Quit Attempt in the Last Year by Disability

In 2021, Oklahoma smokers with a disability were more likely to report a quit attempt than those without disability (53.7% vs. 50.4%). There was a significant average annual decline of -2.8% in the proportion of smokers with a disability who had a quit attempt in the last year.

**Figure 6.11 Percent of smokers with a quit attempt in the last year by disability**  
(Oklahoma BRFSS 2016 – 2021)

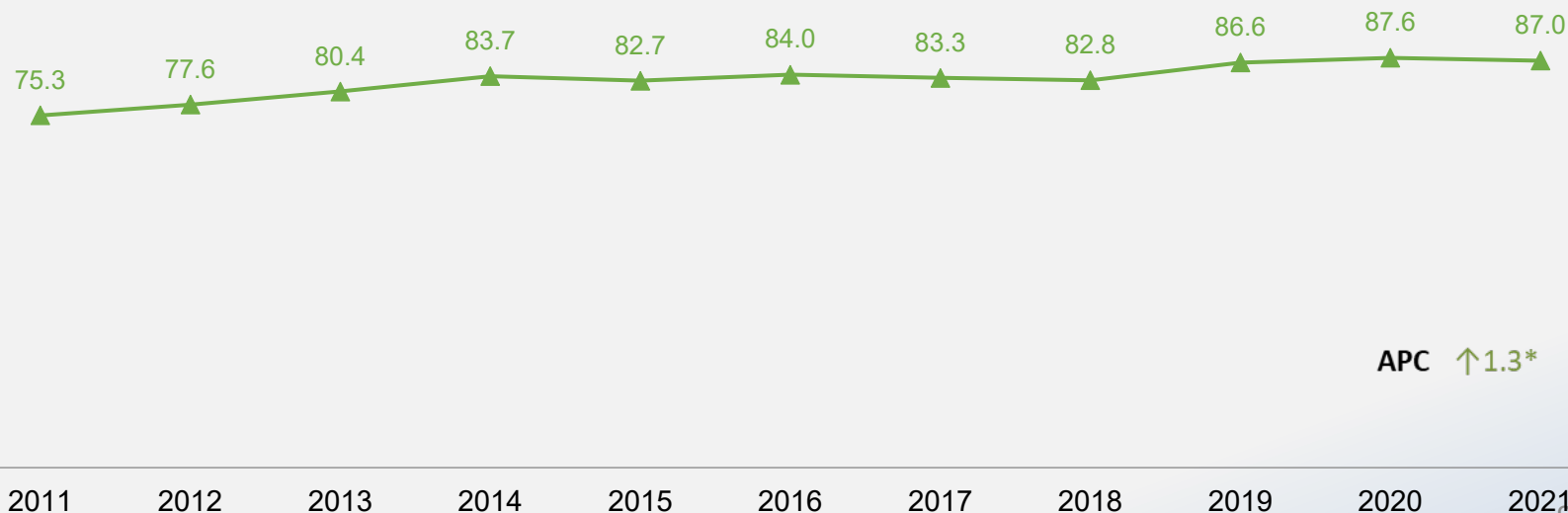


## **8. RESULTS: SHS EXPOSURE AT HOME**

# Proportion of Adults with a Home Smoking Ban

The proportion of Oklahoma adults reporting a ban on smoking in the home increased with a statistically significant average annual percent increase of 1.3%. By 2021, 87% of Oklahoma adults reported a smoking ban at home.

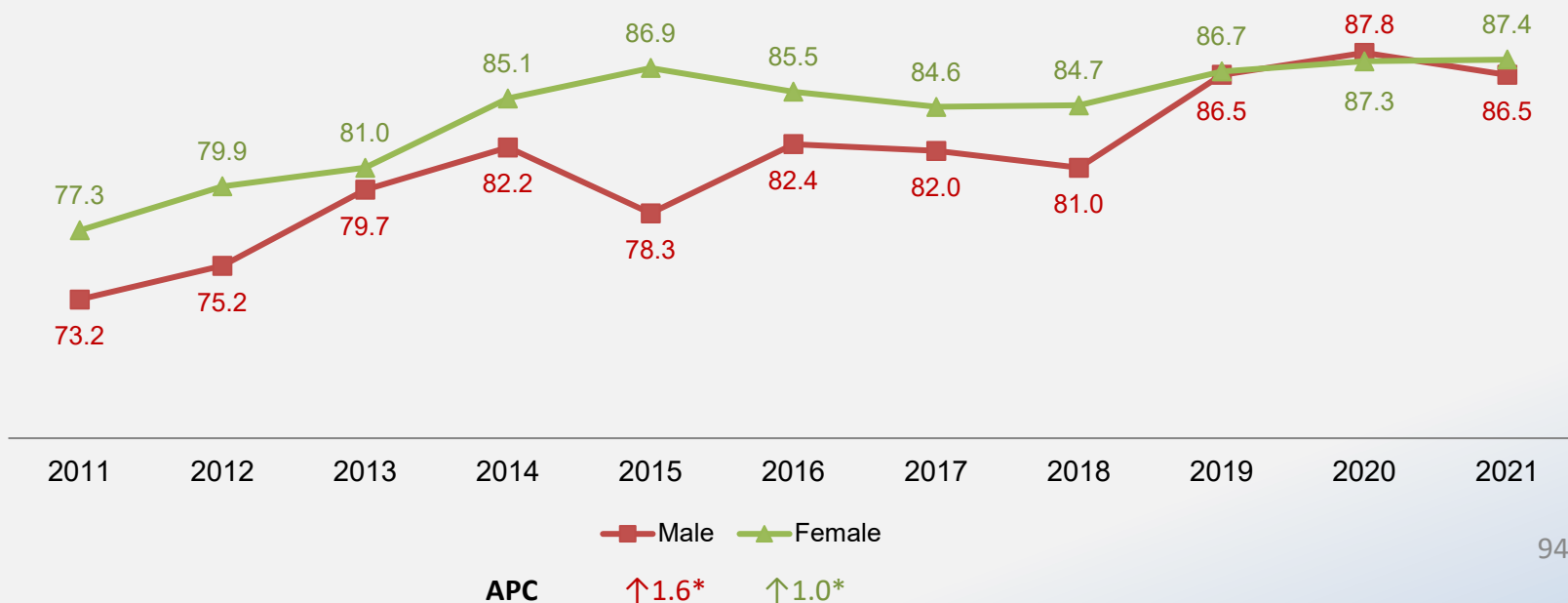
**Figure 8.1 Proportion of Oklahoma adults reporting a smoking ban at home  
(Oklahoma BRFSS 2011 – 2021)**



# Proportion of Adults with a Home Smoking Ban by Sex

The proportion of males and females reporting a ban on smoking in the home increased similarly over the past 11 years, with an average annual percent increase of 1.6% and 1%, respectively. In 2021, about 87% of females and males reported a smoking ban at home.

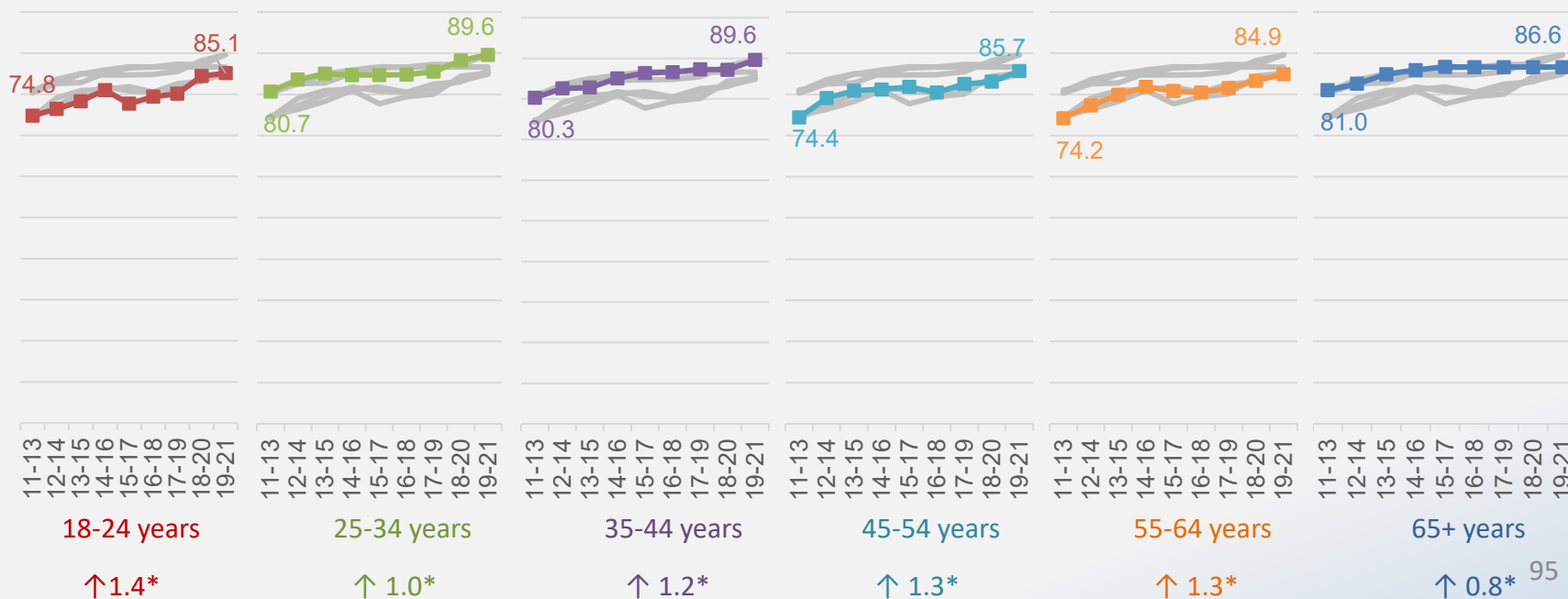
**Figure 8.2 Proportion of Oklahoma adults reporting a smoking ban at home by sex (Oklahoma BRFSS 2011 – 2021)**



# Proportion of Adults with a Home Smoking Ban by Age

The proportion of adults with a home smoking ban did not vary significantly by age but did increase over time in all age groups. The average annual percent change increased significantly by about 1% within each age group.

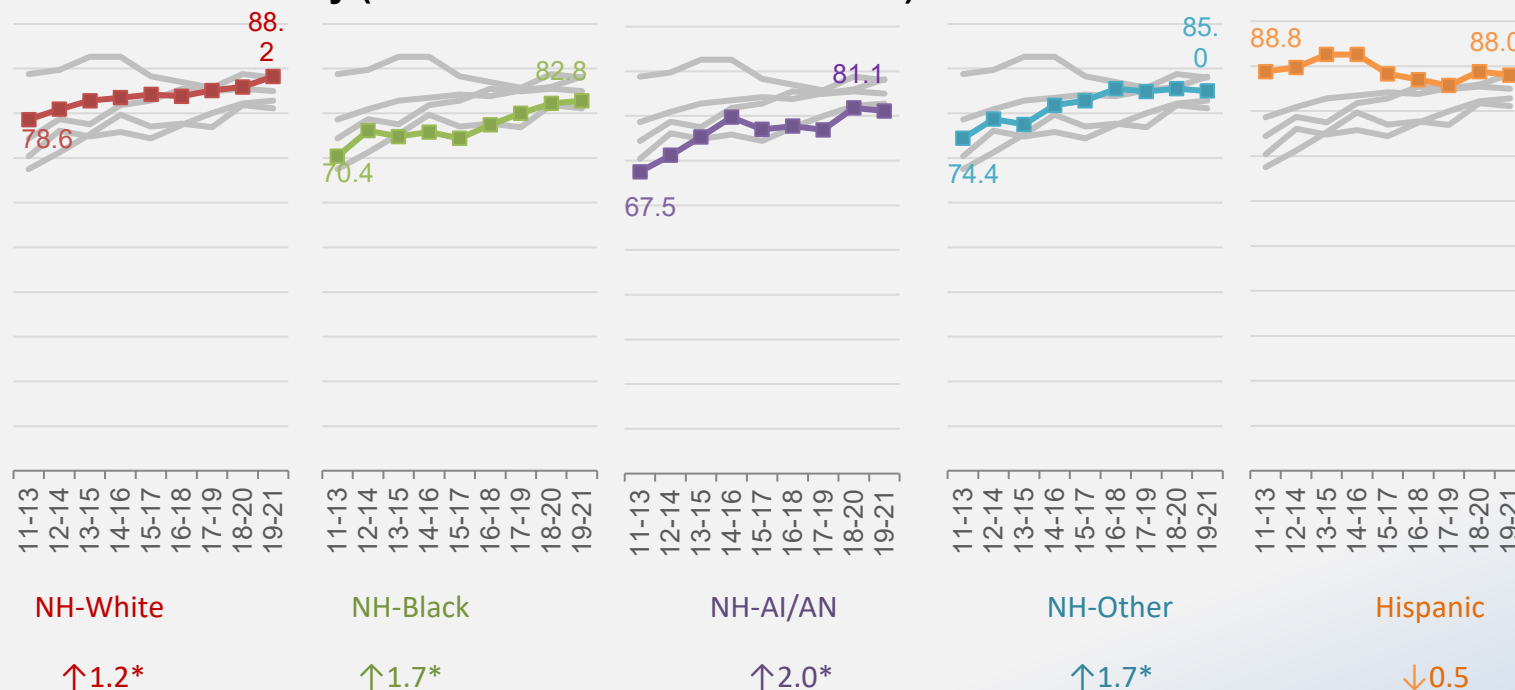
**Figure 8.3 Three-year rolling prevalence of Oklahoma adults reporting a smoking ban at home by age (Oklahoma BRFSS 2011 – 2021)**



# Proportion of Adults with a Home Smoking Ban by Race/Ethnicity

The proportion of adults with home smoking bans did differ significantly by race/ethnicity at times. NH-AI/AN had the highest average annual percent increase in proportion of adults reporting home smoking ban (APC 2%). Except for Hispanic, all other groups had a significant increase in home smoking ban over the past 11 years.

**Figure 8.4 Three-year rolling prevalence of Oklahoma adults reporting a smoking ban at home by race/ethnicity (Oklahoma BRFSS 2011 – 2021)**

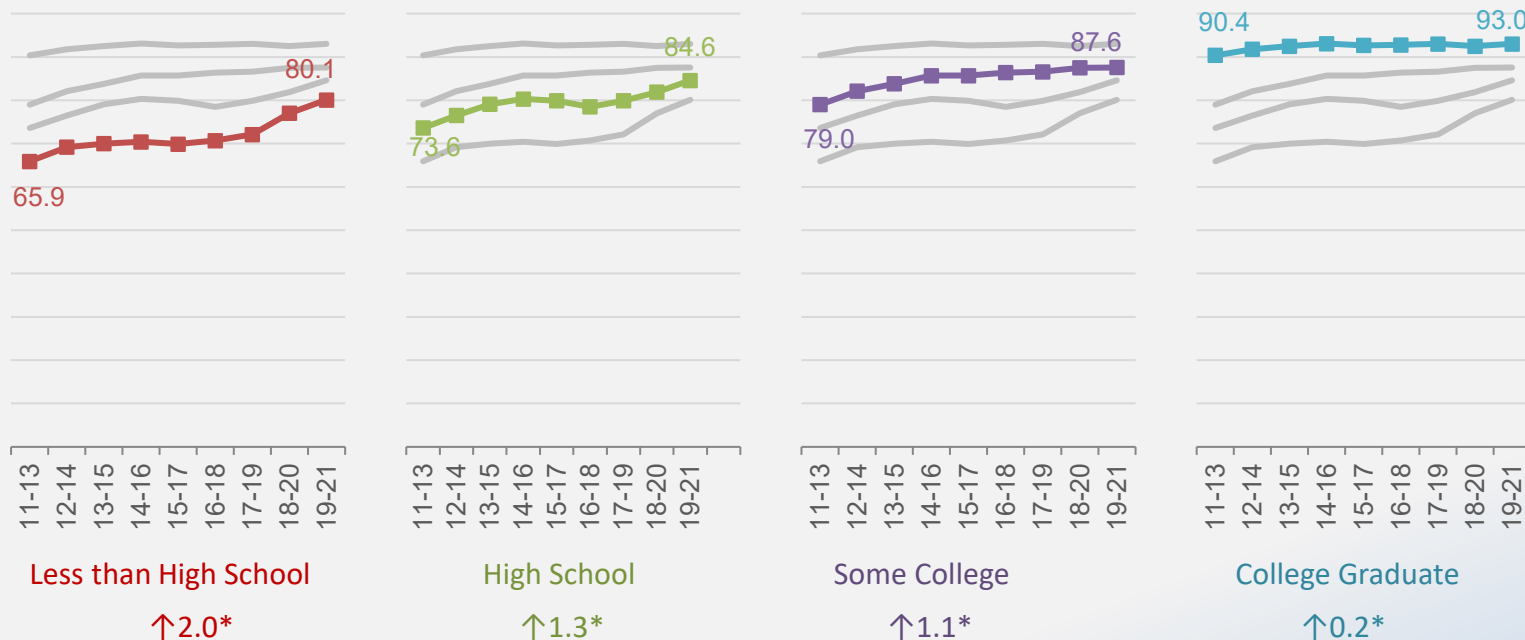




# Proportion of Adults with a Home Smoking Ban by Education

There was a positive association between education and home smoking bans. Individuals with less than a high school diploma were less likely to report a home smoking ban. In 2019-2021, the proportion of adults reporting a smoking ban among high school dropouts was 80.1% compared to 93.0% among college graduates. Over time, there were significant increases in the proportion of individuals with a home smoking ban for all education groups.

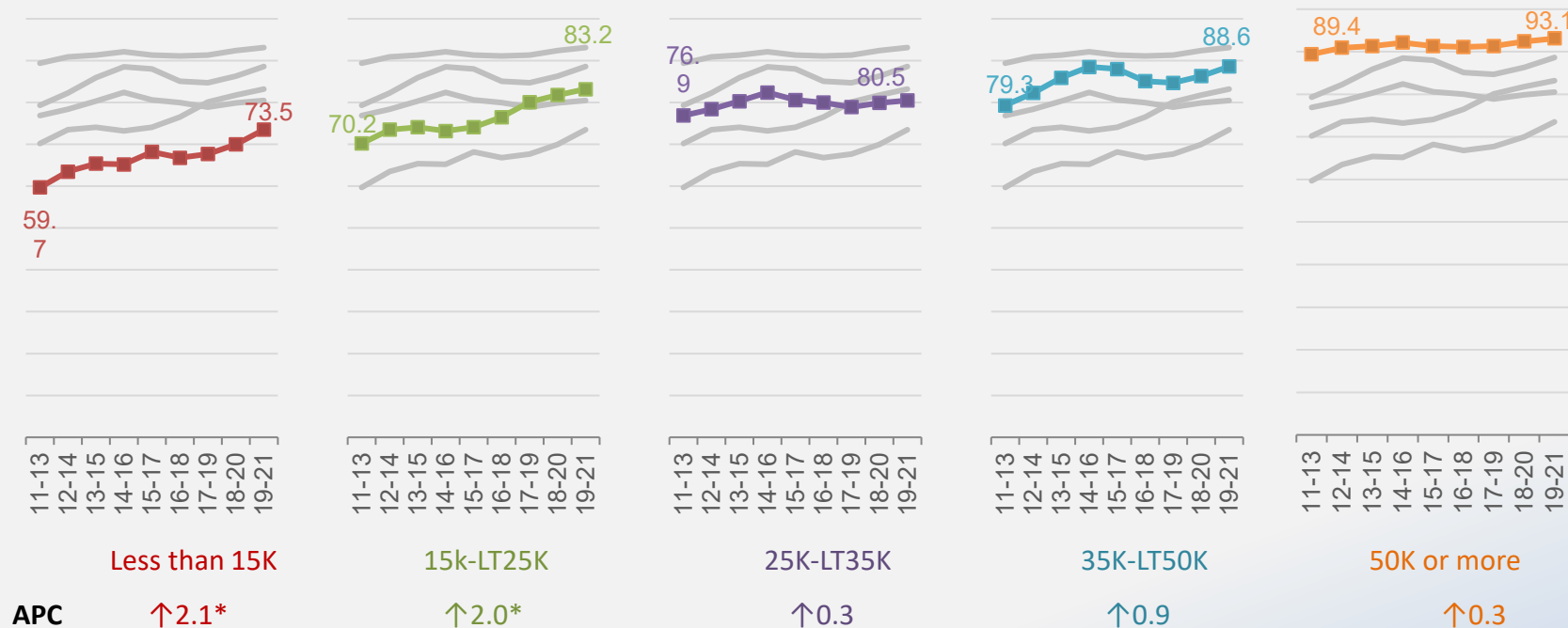
**Figure 8.5 Three-year rolling prevalence of Oklahoma adults reporting a smoking ban at home by education (Oklahoma BRFSS 2011 – 2021)**



# Proportion of Adults with a Home Smoking Ban by Income

The proportion of adults with a home smoking ban was typically lower among populations with lower income. However, home smoking bans among adults in income groups less than \$15,000 and \$15,000 to <\$25,000 significantly increased by an average of 2.0% during the past 11 years. The increases observed at other income levels over time were not statistically significant.

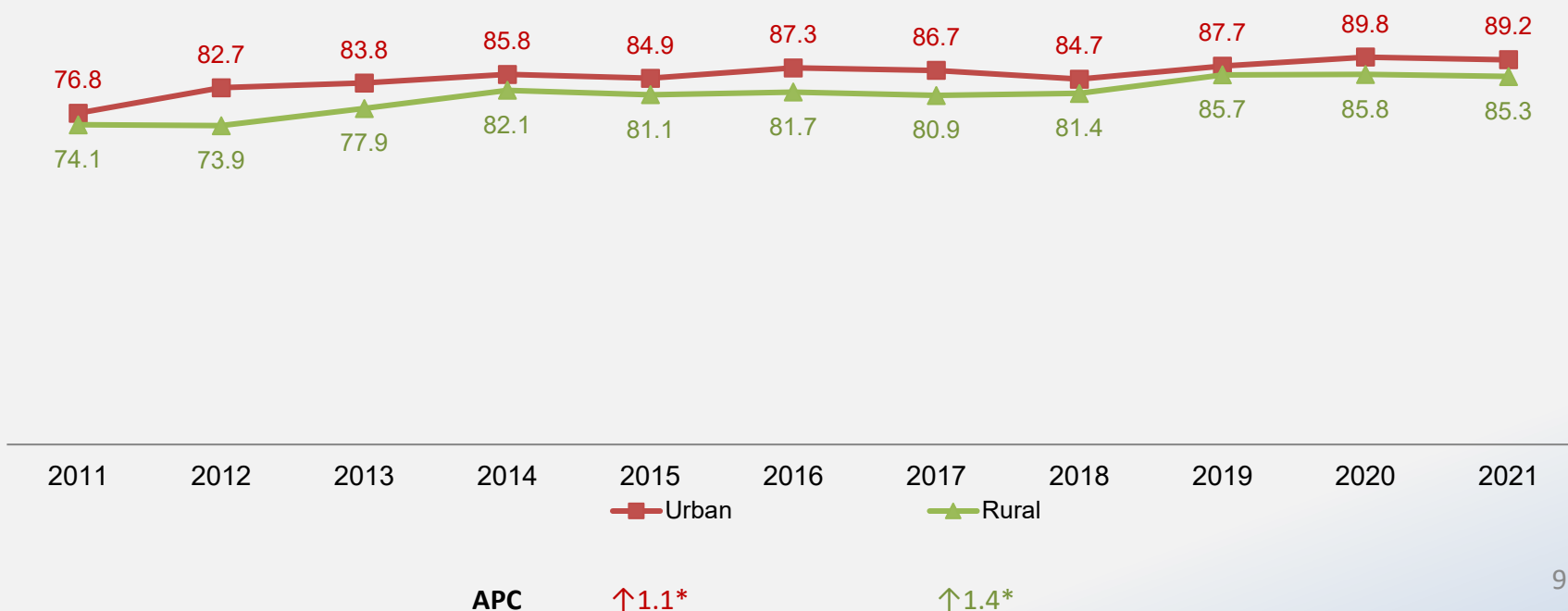
**Figure 8.6 Three-year rolling prevalence of Oklahoma adults reporting a smoking ban at home by income (Oklahoma BRFSS 2011 – 2021)**



# Proportion of Adults with a Home Smoking Ban by Area of Residence

Adults in Oklahoma living in urban areas were more likely to report a home smoking ban during the past 11 years compared to those in rural areas, although the differences were not always significant each year. The proportion of adults with a home smoking ban increased significantly by an average of 1.1% each year for urban residents and 1.4% for rural Oklahomans.

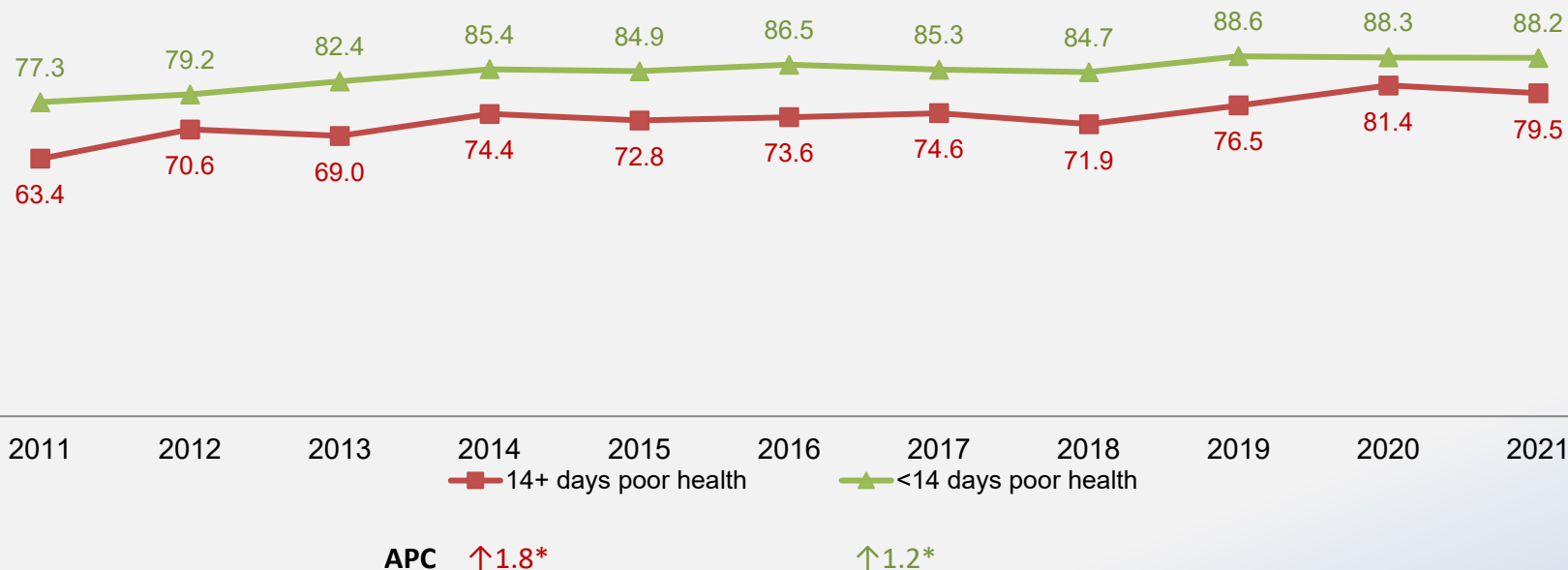
**Figure 8.7 Proportion of Oklahoma adults reporting a smoking ban at home by area of residence (Oklahoma BRFSS 2011 – 2021)**



# Proportion of Adults with a Home Smoking Ban by Physical Health

Adults reporting poor physical health were less likely to report a home smoking policy compared to those without poor health. Although this gap has narrowed in 2021, 88.2% of adults without poor physical health reported a home smoking ban compared to 79.5% of those in poor physical health. The proportion of adults reporting a home smoking policy significantly increased by an average of 1.8% per year among those in poor health and by 1.2% among those without poor health.

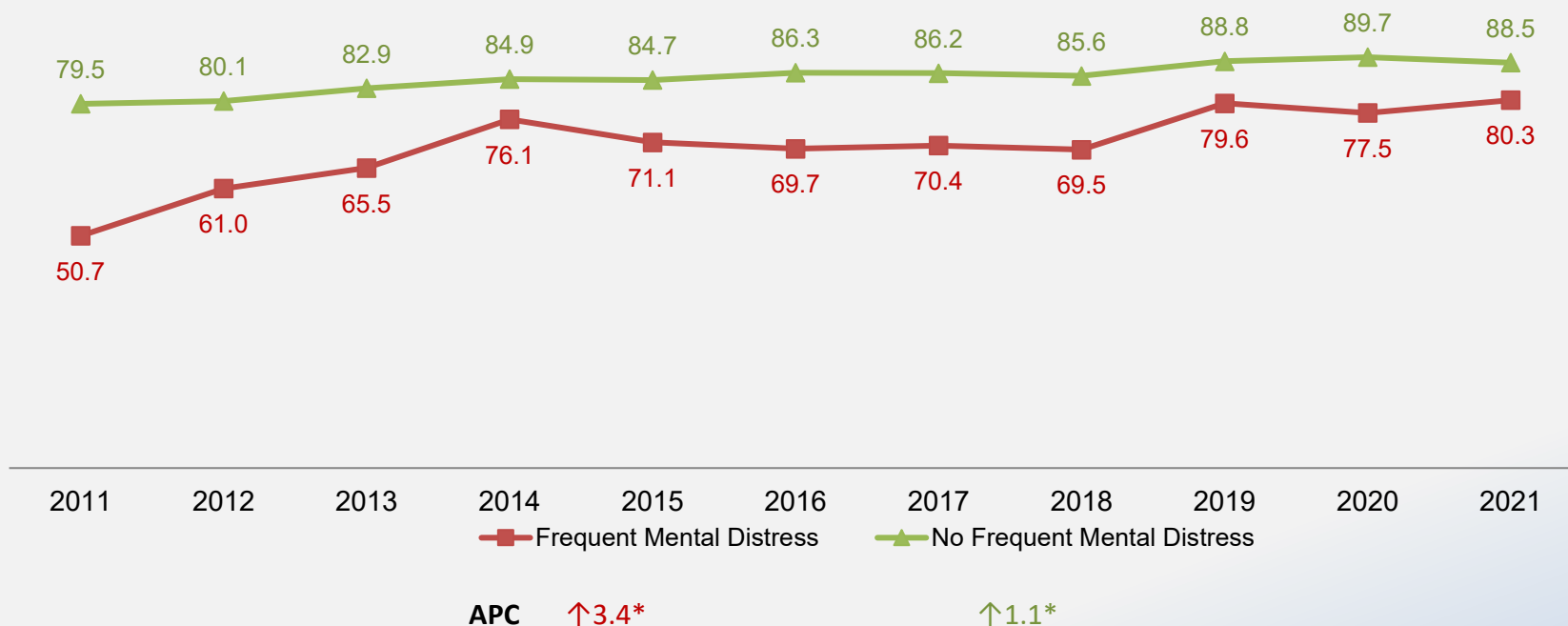
**Figure 8.8 Proportion of Oklahoma adults reporting a smoking ban at home by poor physical health (Oklahoma BRFSS 2011 – 2021)**



# Proportion of Adults with a Home Smoking Ban by Mental Health

Oklahomans with poor mental health, or Frequent Mental Distress (FMD), were significantly less likely to report a home smoking ban compared to those without FMD. However, the disparity gap narrowed during the past 11 years. The proportion of home smoking bans significantly increased an average of 1.1% annually for those without FMD and increased an average of 3.4% annually among those with FMD.

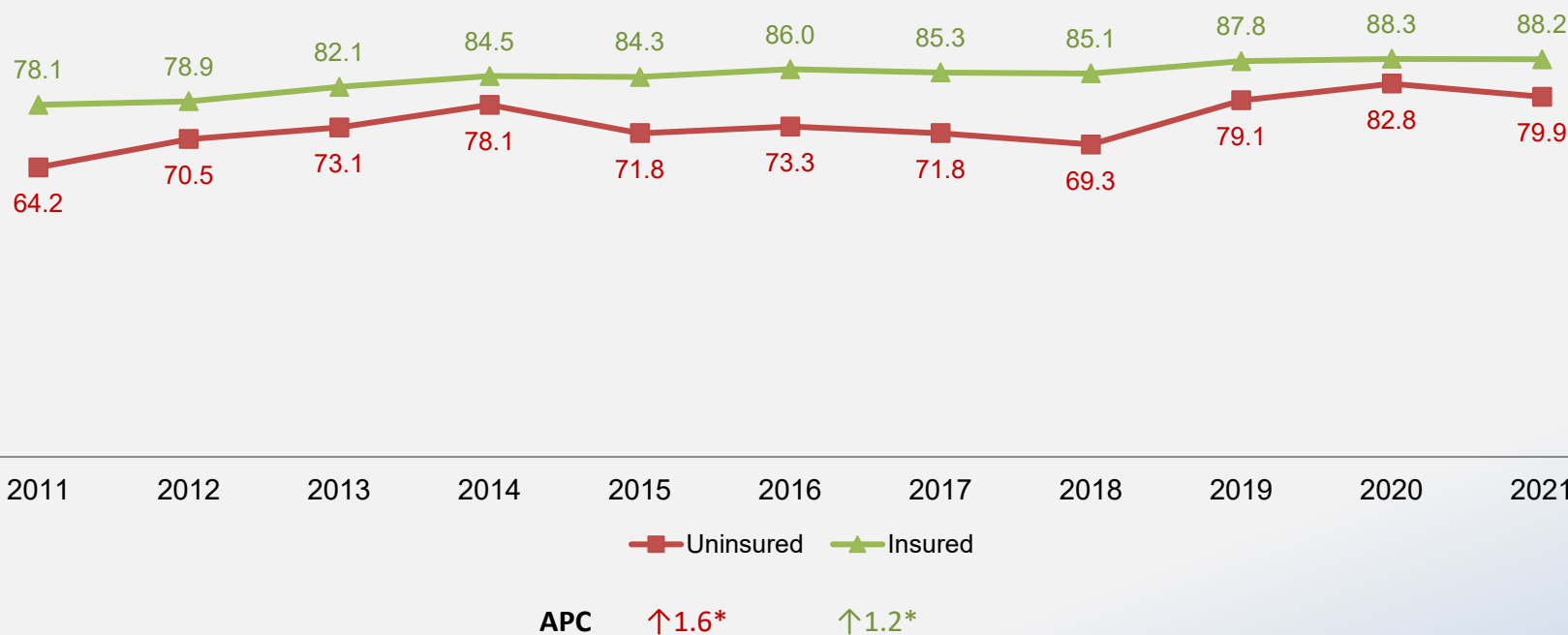
**Figure 8.9 Proportion of Oklahoma adults reporting a smoking ban at home by Frequent Mental Distress (FMD) (Oklahoma BRFSS 2011 – 2021)**



# Proportion of Adults with a Home Smoking Ban by Health Insurance Coverage

Oklahoma adults with health insurance coverage were more likely to report having a home smoking ban compared to those who were not insured. The proportion of adults with insurance having a home smoking ban increased an average of 1.2% annually and by 2021, 88.2% had policies. Among those without insurance, 79.9% had home smoking bans in 2021 and the proportion significantly increased an average of 1.6% annually during the past 11 years.

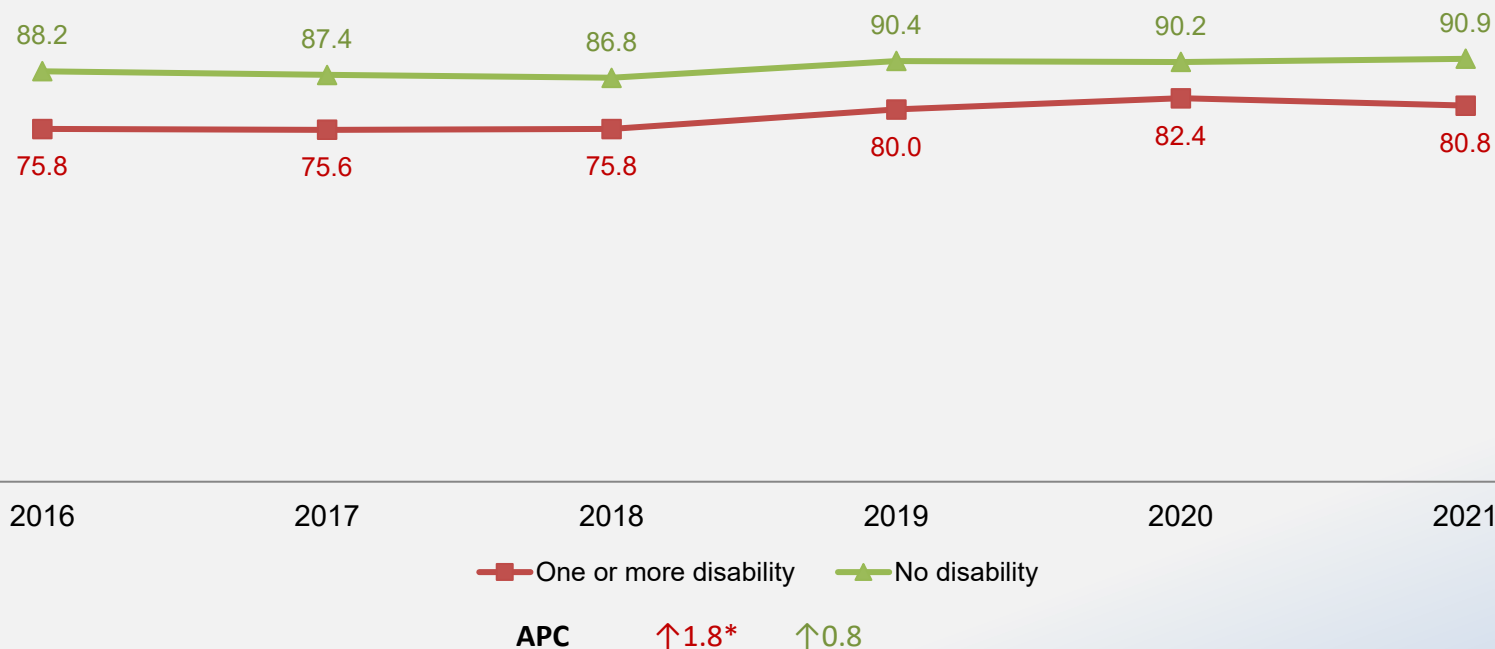
**Figure 8.10 Proportion of Oklahoma adults reporting a smoking ban at home by health insurance coverage (Oklahoma BRFSS 2011 – 2021)**



# Proportion of Adults with a Home Smoking Ban by Disability

Those with one or more disability consistently reported significantly lower prevalence of home smoking bans compared to those with no disability. In 2021, 80.8% of those with at least one disability and 90.9% of those without disability had a home smoking ban. There was a significant increase of 1.8% in the average annual percentage of individuals with a home smoking ban among those with disability.

**Figure 8.11 Proportion of Oklahoma adults reporting a smoking ban at home by disability (Oklahoma BRFSS 2016 – 2021)**



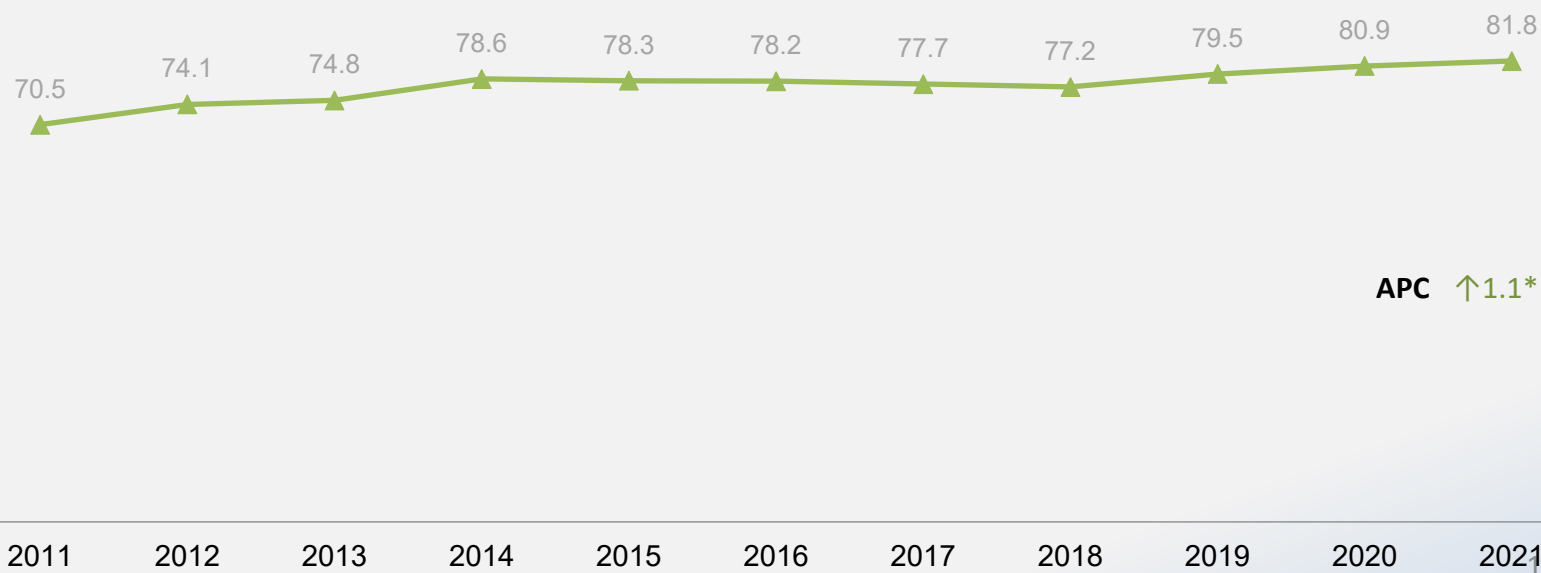
## **10. RESULTS: SHS EXPOSURE IN VEHICLE**



# Proportion of Adults with Vehicle Smoking Policy

Since 2011 the proportion of Oklahomans reporting that smoking is not allowed in their vehicles has significantly increased by 1.1% annually on average. In 2021, more than 81% of Oklahoma adults reported a vehicle smoking ban.

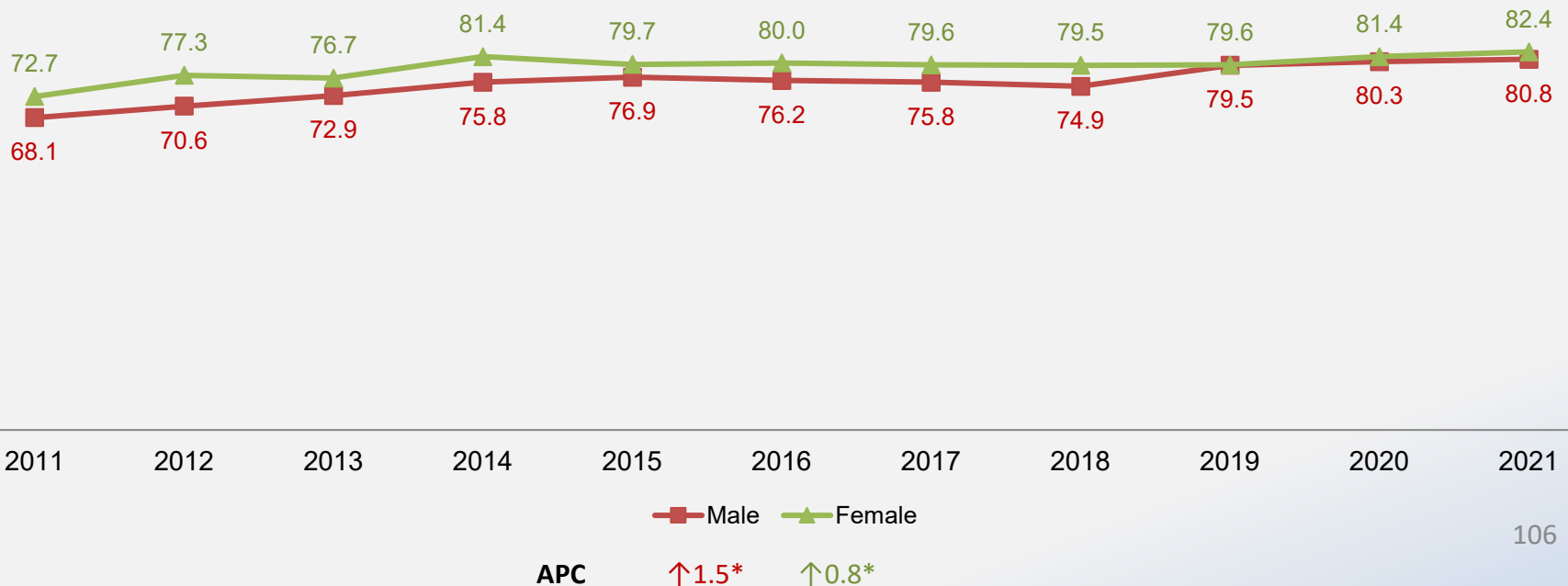
**Figure 10.1 Proportion of Oklahoma adults reporting smoking ban in vehicle  
(Oklahoma BRFSS 2011 – 2021)**



# Proportion of Adults with Vehicle Smoking Policy by Sex

A greater proportion of females reported vehicle smoking bans but the difference between females and males was not statistically significant. The average annual percent change increased significantly for both males (1.5% ) and females (0.8%) over the last 11 years.

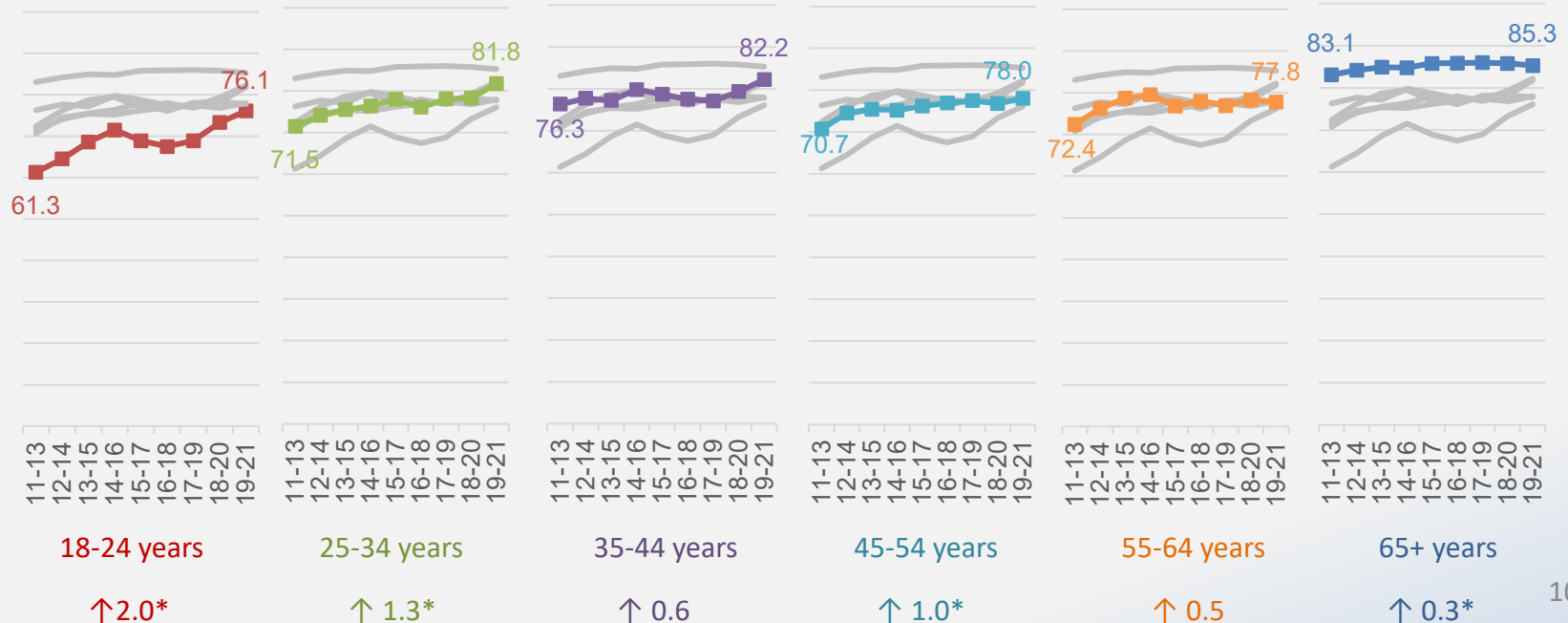
**Figure 10.2 Proportion of Oklahoma adults reporting smoking ban in vehicle by sex  
(Oklahoma BRFSS 2011 – 2021)**



# Proportion of Adults with Vehicle Smoking Policy by Age

The prevalence of vehicle smoking bans increased somewhat with increasing age. Four age groups experienced statistically significant increases in the prevalence of vehicle smoking bans over time: 2.0% increase in 18-24 age group; 1.3% increase in 25-34 age group; 1.0% increase in the 45-54 age group; and 0.3% average annual percentage increase among those 65 years and older.

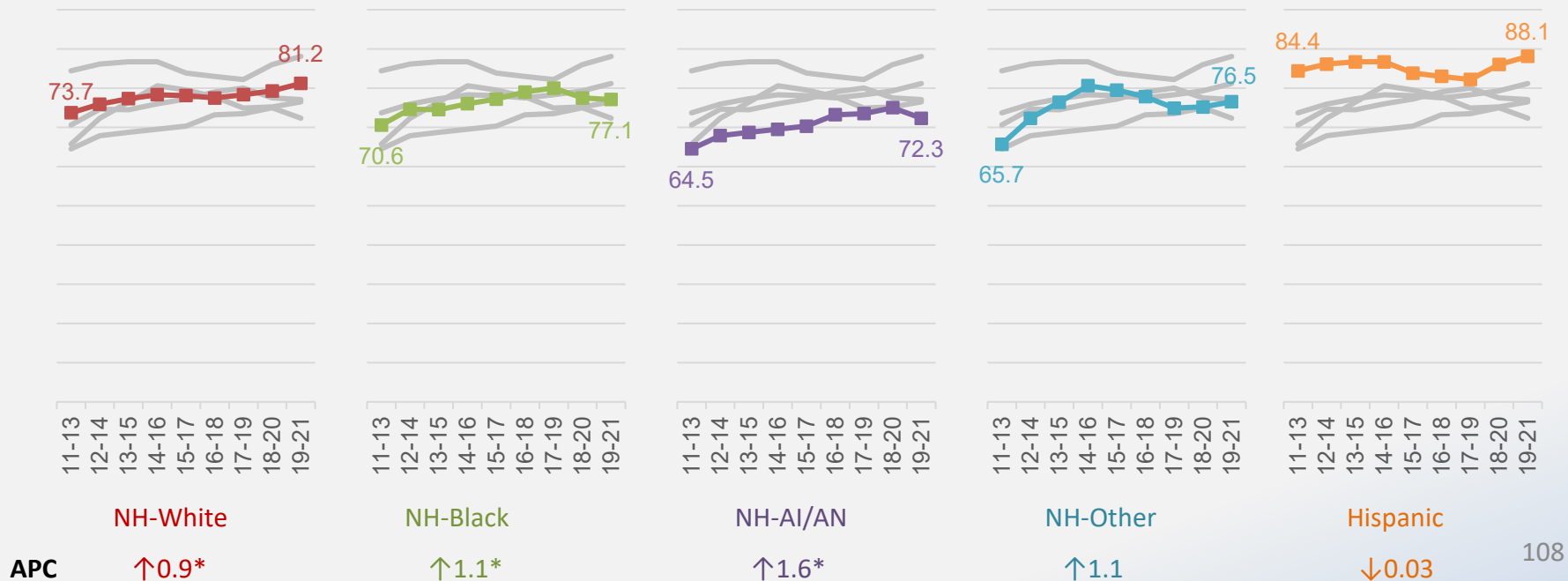
**Figure 10.3 Three-year rolling prevalence of Oklahoma adults reporting smoking ban in vehicle by age (Oklahoma BRFSS 2011 – 2021)**



# Proportion of Adults with Vehicle Smoking Policy by Race/Ethnicity

The prevalence of vehicle smoking bans increased significantly over time for all race/ethnic groups except NH-Others and Hispanics. However, Hispanics have typically had the highest prevalence of vehicle smoking bans when compared to other groups. In 2019-2020, the proportion of Oklahoma adults responding that smoking was not allowed in their vehicles ranged from 72.3% among NH-American Indians to 88.1% among Hispanics.

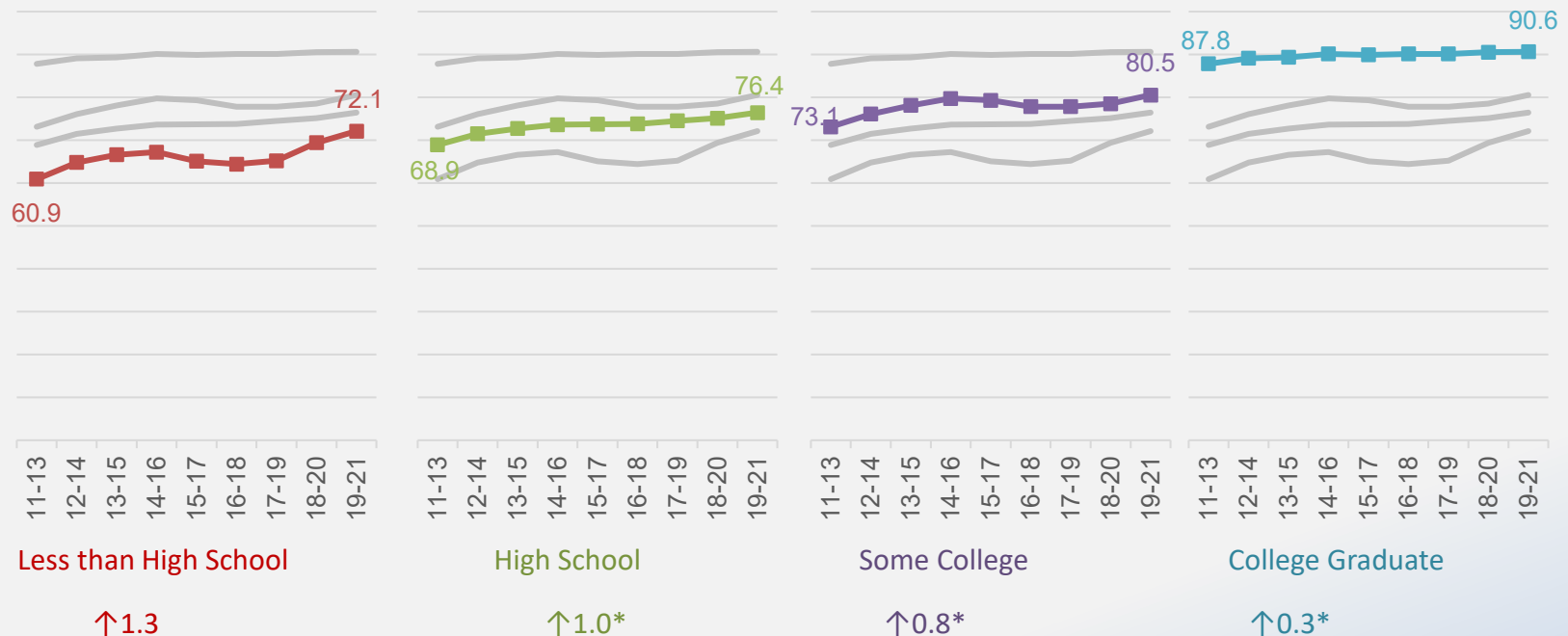
**Figure 10.4 Three-year rolling prevalence of Oklahoma adults reporting smoking ban in vehicle by race/ethnicity (Oklahoma BRFSS 2011 – 2021)**



# Proportion of Adults with Vehicle Smoking Policy by Education

The prevalence of vehicle smoking bans increased somewhat with increasing education. There was a significant increase in the average annual percentage change of individuals with vehicle smoking ban for high school graduates, those with some college education, and college graduates.

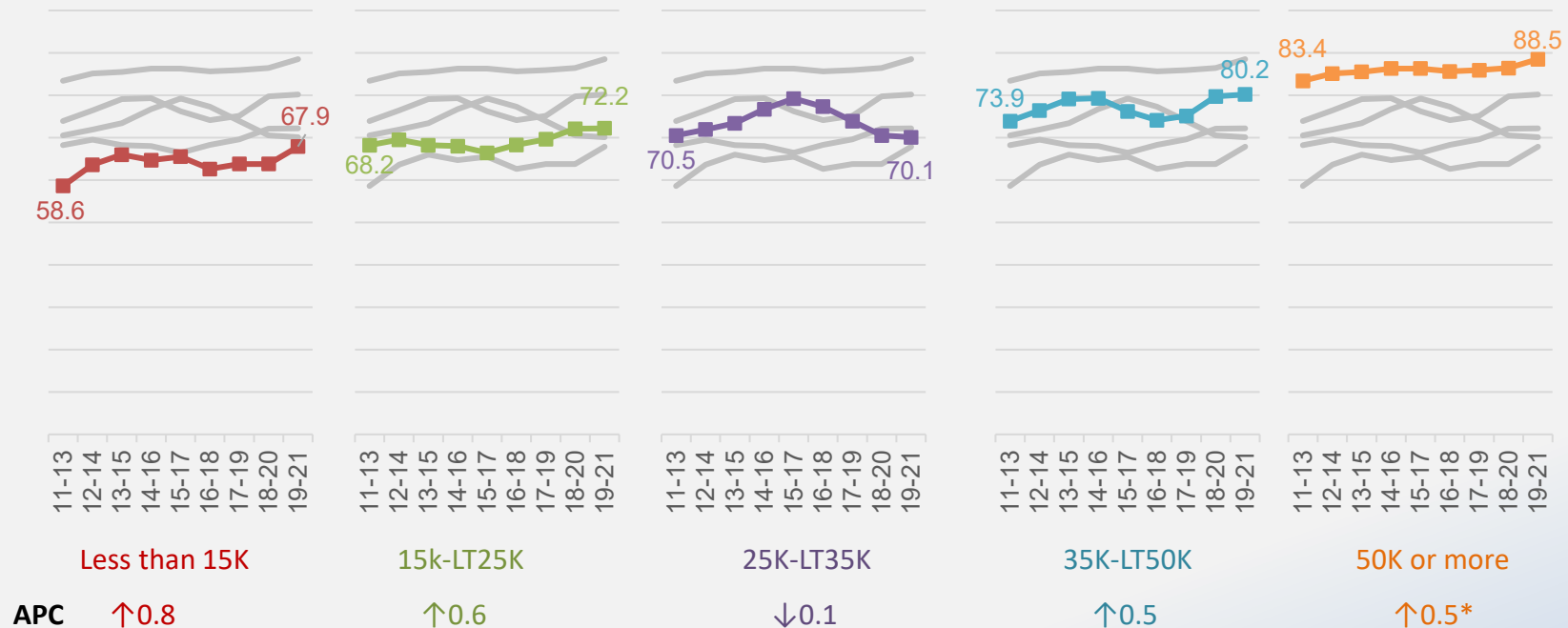
**Figure 10.5 Three-year rolling prevalence of Oklahoma adults reporting smoking ban in vehicle by education (Oklahoma BRFSS 2011 – 2021)**



# Proportion of Adults with Vehicle Smoking Policy by Income

Similarly, the prevalence of vehicle smoking bans increased somewhat with increasing income, with 88.5% of those in the highest income category reporting a vehicle smoking ban. The proportion of vehicle smoking bans increased by an average of 0.5% annually for adults in income group 50K or more over the last 11 years.

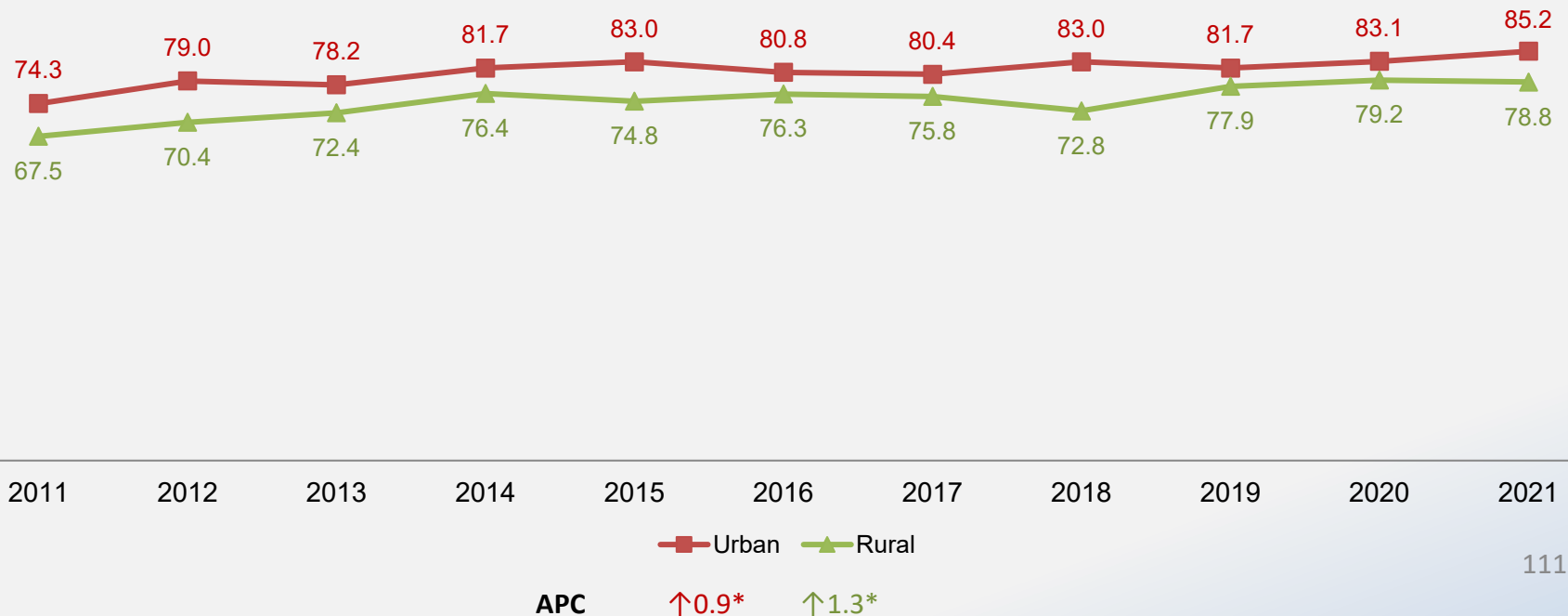
**Figure 10.6 Three-year rolling prevalence of Oklahoma adults reporting smoking ban in vehicle by income (Oklahoma BRFSS 2011 – 2021)**



# Proportion of Adults with Vehicle Smoking Policy by Area of Residence

Oklahomans living in urban areas consistently report a higher prevalence of vehicle smoking bans as compared to Oklahomans living in rural areas. The proportion with vehicle smoking bans increased an average of 0.9% annually for those living in urban areas and increased an average of 1.3% annually among rural residents over the last 11 years.

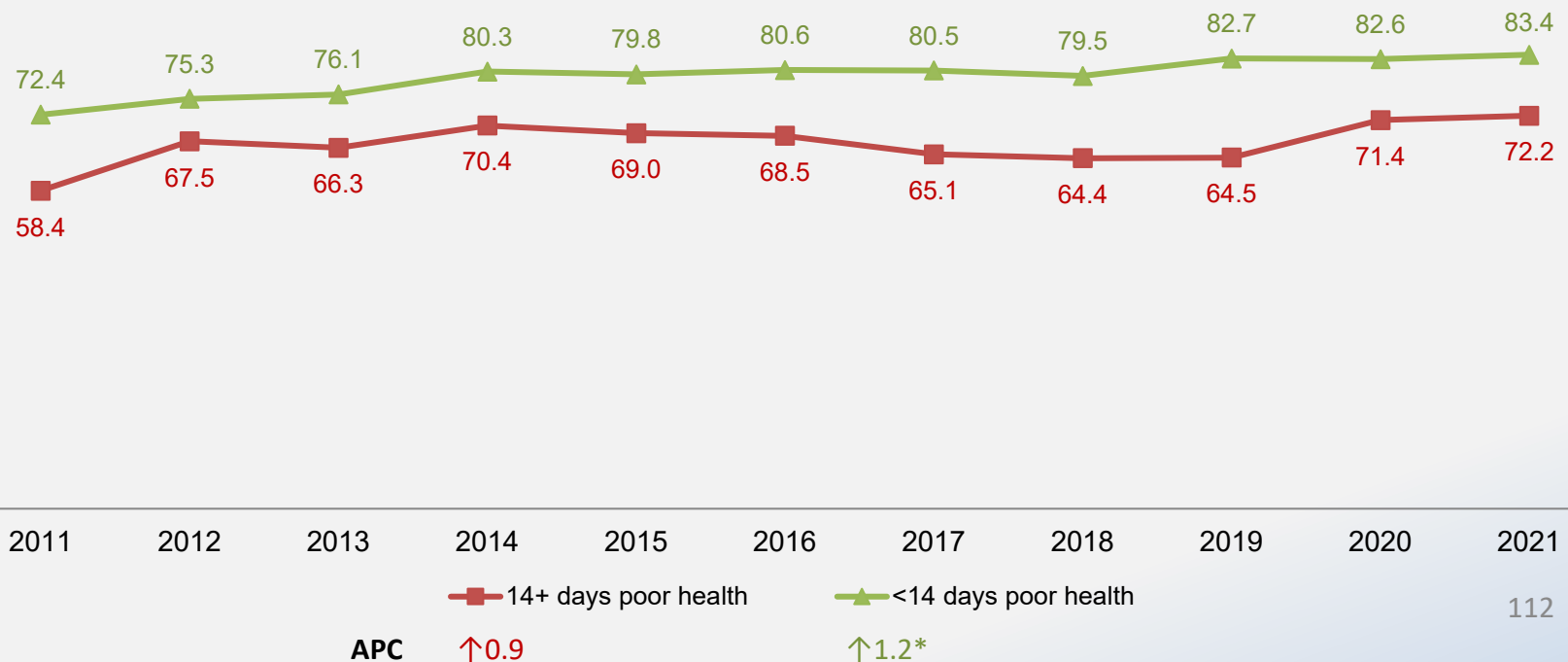
**Figure 10.7 Proportion of Oklahoma adults reporting smoking ban in vehicle by area of residence (Oklahoma BRFSS 2011 – 2021)**



# Proportion of Adults with Vehicle Smoking Policy by Physical Health

Oklahomans with poor physical health reported a lower prevalence of vehicle smoking bans (72.2%) as compared to those without poor physical health (83.4%). Those with poor physical health also experienced a statistically significant increase in the prevalence of vehicle smoking bans over time (1.2% average annual change).

**Figure 10.8 Proportion of Oklahoma adults reporting smoking ban in vehicle by poor physical health (Oklahoma BRFSS 2011 – 2021)**

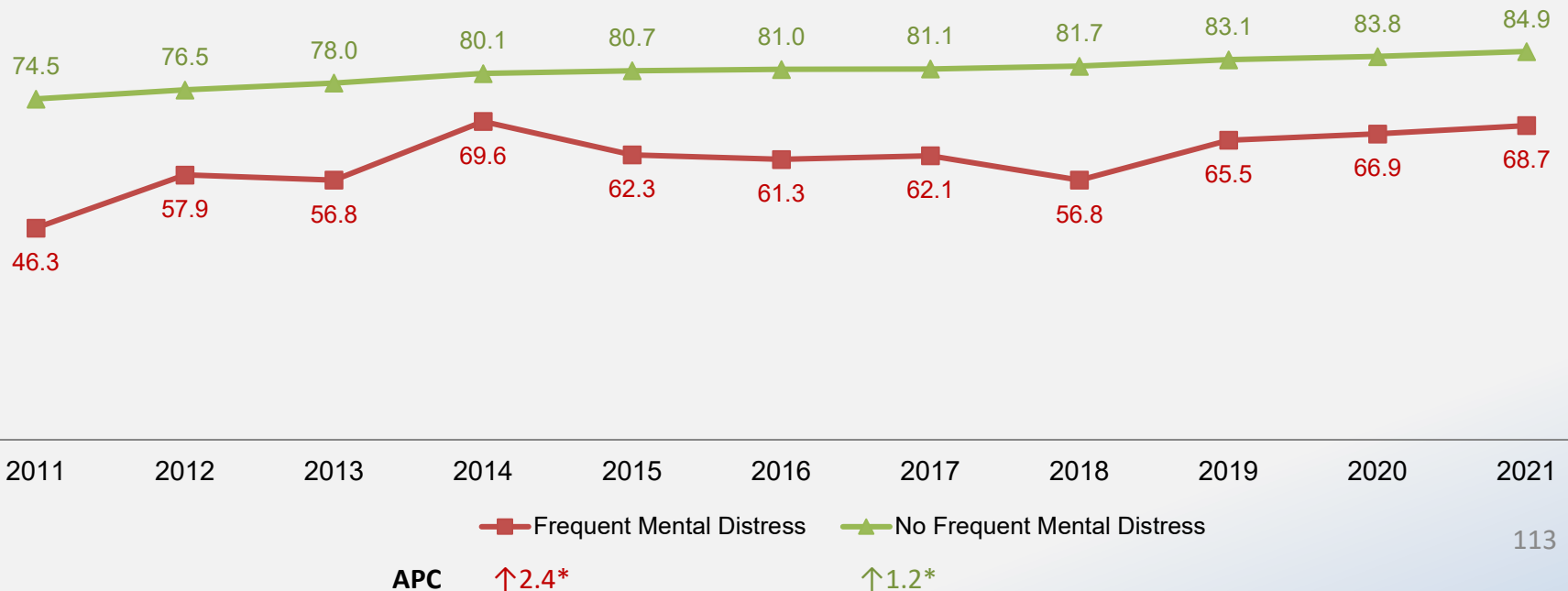




# Proportion of Adults with Vehicle Smoking Policy by Mental Health

Similarly, disparities in vehicle smoking bans are also observed by mental health status. 68.7% of those reporting FMD have bans on smoking in vehicles, compared to 84.9% of those without FMD. Both groups have experienced a statistically significant increase in the average annual percent change in vehicle smoking prevalence over the last 11 years.

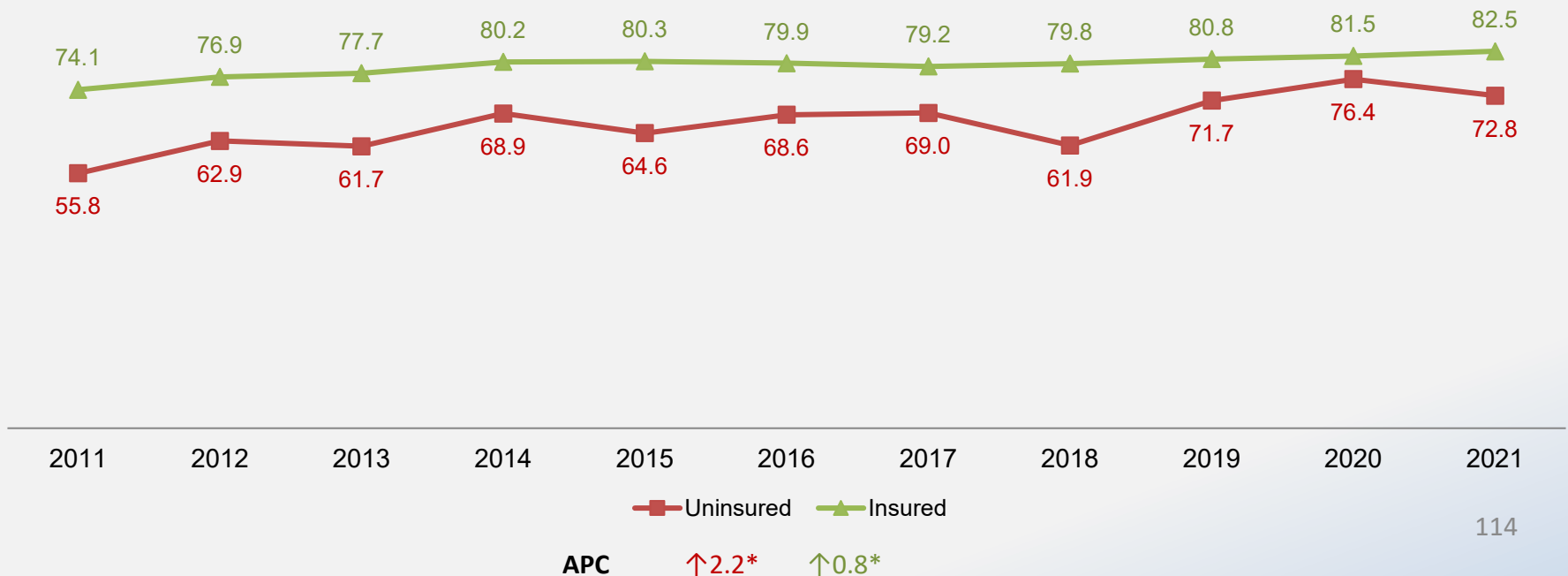
**Figure 10.9 Proportion of Oklahoma adults reporting smoking ban in vehicle by Frequent Mental Distress (FMD) (Oklahoma BRFSS 2011 – 2021)**



# Proportion of Adults with Vehicle Smoking Policy by Health Insurance Coverage

Those with health insurance consistently reported higher prevalence of vehicle smoking bans over time. In 2021, 82.5% of those with health insurance had a vehicle smoking ban and 72.8% of those without health insurance. Over the past 11 years the proportion of adults with vehicle smoking ban increased significantly by an average annual percent change of 2.2% for uninsured and 0.8% annually for those with insurance coverage.

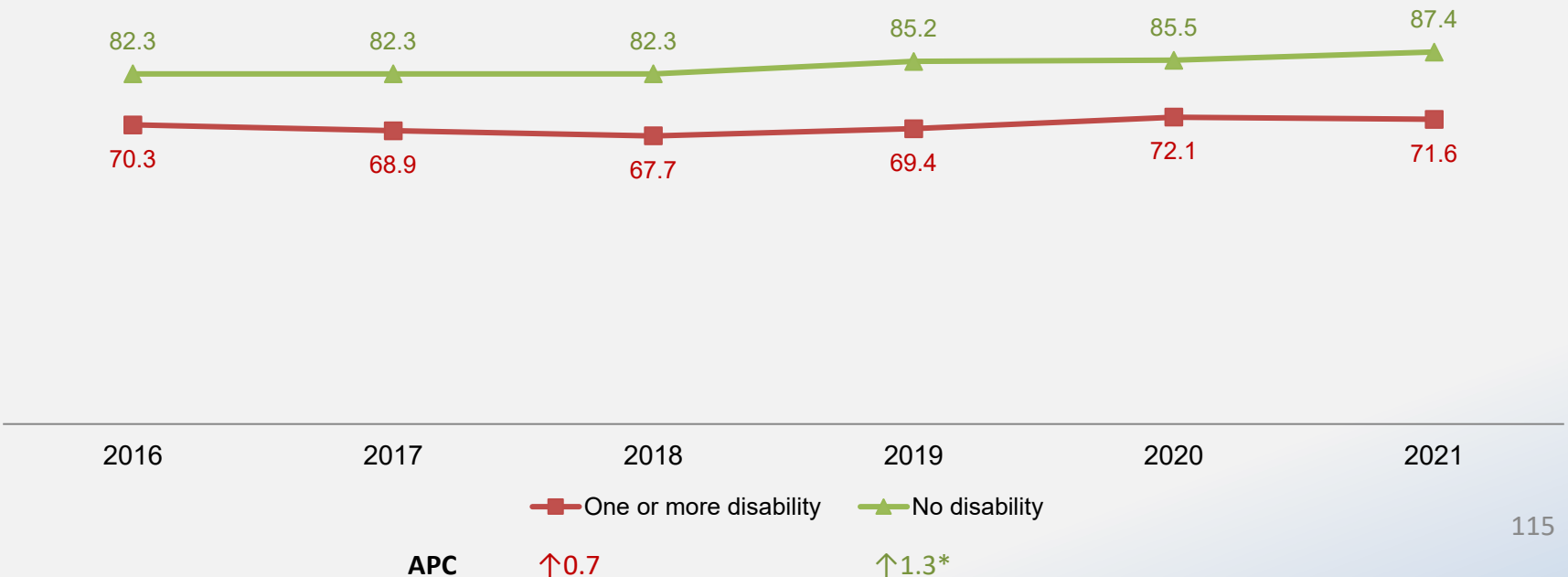
**Figure 10.10 Proportion of Oklahoma adults reporting smoking ban in vehicle by health insurance coverage (Oklahoma BRFSS 2011 – 2021)**



# Proportion of Adults with Vehicle Smoking Policy by Disability

Those with one or more disability consistently reported significantly lower prevalence of vehicle smoking bans than those with no disability. In 2021, 71.6% of those with at least one disability and 87.4% of those without disability had a vehicle smoking ban. There was a significant increase in vehicle smoking policy during the past six years for those without disability by an average annual percent change of 1.3%.

**Figure 10.11 Proportion of Oklahoma adults reporting smoking ban in vehicle by disability (Oklahoma BRFSS 2016 – 2021)**



## Appendix A

# Tables

## Tobacco Use Disparities in Oklahoma 2011-2021

## Section I. Cigarette smoking

Table 1. Prevalence of current cigarette smoking among Oklahoma adults, Oklahoma BRFSS 2011 – 2021

| Smoking Status | 2011 |                      | 2012 |                      | 2013 |                      | 2014 |                      | 2015 |                      |
|----------------|------|----------------------|------|----------------------|------|----------------------|------|----------------------|------|----------------------|
|                | N    | Weighted%<br>(95%CI) | N    | Weighted%<br>(95%CI) | N    | Weighted%<br>(95%CI) | N    | Weighted%<br>(95%CI) | N    | Weighted%<br>(95%CI) |
| Current smoker | 1857 | 26.1<br>(24.7, 27.5) | 1636 | 23.3<br>(22.0, 24.6) | 1567 | 23.7<br>(22.4, 25.0) | 1427 | 21.0<br>(19.8, 22.3) | 1148 | 22.2<br>(20.6, 23.7) |
| Former smoker  | 2482 | 24.7<br>(23.5, 25.9) | 2201 | 24.4<br>(23.2, 25.5) | 2327 | 24.5<br>(23.4, 25.7) | 2404 | 25.9<br>(24.8, 27.1) | 1992 | 24.7<br>(23.3, 26.1) |
| Never smoker   | 4169 | 49.2<br>(47.6, 50.7) | 4111 | 52.4<br>(50.9, 53.8) | 4240 | 51.8<br>(50.3, 53.2) | 4366 | 53.0<br>(51.6, 54.4) | 3613 | 53.4<br>(51.4, 54.9) |

| Smoking Status | 2016 |                       | 2017 |                      | 2018 |                      | 2019 |                      | 2020 |                      |
|----------------|------|-----------------------|------|----------------------|------|----------------------|------|----------------------|------|----------------------|
|                | N    | Weighted%<br>(95%CI)  | N    | Weighted%<br>(95%CI) | N    | Weighted%<br>(95%CI) | N    | Weighted%<br>(95%CI) | N    | Weighted%<br>(95%CI) |
| Current smoker | 1010 | 19.6<br>(18.2, 21.0)  | 1008 | 20.2<br>(18.8, 21.5) | 839  | 19.7<br>(18.2, 21.2) | 969  | 18.9<br>(17.6, 20.2) | 798  | 19.1<br>(17.6, 20.6) |
| Former smoker  | 1914 | 24.84<br>(23.5, 26.2) | 1856 | 24.5<br>(23.2, 25.8) | 1439 | 24.8<br>(23.3, 26.3) | 1699 | 25.3<br>(24.0, 26.6) | 1307 | 25.2<br>(23.7, 26.7) |
| Never smoker   | 3766 | 55.57<br>(53.9, 57.2) | 3507 | 55.3<br>(53.7, 56.9) | 2782 | 55.5<br>(53.7, 57.3) | 3368 | 55.8<br>(54.3, 57.4) | 2617 | 55.7<br>(53.9, 57.5) |

| Smoking Status | 2021 |                      |
|----------------|------|----------------------|
|                | N    | Weighted%<br>(95%CI) |
| Current smoker | 767  | 16.9<br>(15.6, 18.3) |
| Former smoker  | 1408 | 25.7<br>(24.2, 27.2) |
| Never smoker   | 2918 | 57.4<br>(55.6, 59.1) |

Table 2. Prevalence of current cigarette smoking among Oklahoma adults by sex, Oklahoma BRFSS 2011 – 2021

| Sex    | Smoking Status | 2011 |                      | 2012 |                      | 2013 |                      | 2014 |                      | 2015 |                      |
|--------|----------------|------|----------------------|------|----------------------|------|----------------------|------|----------------------|------|----------------------|
|        |                | N    | Weighted%<br>(95%CI) | N    | Weighted%<br>(95%CI) | N    | Weighted%<br>(95%CI) | N    | Weighted%<br>(95%CI) | N    | Weighted%<br>(95%CI) |
| Male   | Current smoker | 753  | 28.1<br>(25.8, 30.4) | 685  | 24.4<br>(22.4, 26.4) | 689  | 25.8<br>(23.8, 27.8) | 648  | 23.0<br>(21.1, 25.0) | 505  | 24.0<br>(21.4, 26.5) |
|        | Former smoker  | 1166 | 28.8<br>(26.7, 30.8) | 1150 | 29.6<br>(27.7, 31.5) | 1114 | 27.6<br>(25.8, 29.5) | 1158 | 29.6<br>(27.7, 31.5) | 960  | 27.6<br>(25.4, 29.8) |
|        | Never smoker   | 1244 | 43.2<br>(40.7, 45.6) | 1371 | 46.0<br>(43.7, 48.3) | 1428 | 46.6<br>(44.4, 48.8) | 1530 | 47.4<br>(45.2, 49.5) | 1209 | 48.5<br>(45.7, 51.2) |
| Female | Current smoker | 1104 | 24.3<br>(22.6, 26.0) | 951  | 22.2<br>(20.6, 23.8) | 878  | 21.7<br>(20.0, 23.4) | 779  | 19.1<br>(17.5, 20.7) | 643  | 20.4<br>(18.5, 22.3) |
|        | Former smoker  | 1316 | 20.9<br>(19.5, 22.2) | 1051 | 19.4<br>(18.0, 20.7) | 1213 | 21.6<br>(20.1, 23.0) | 1246 | 22.4<br>(21.0, 23.9) | 1032 | 21.9<br>(20.1, 23.7) |
|        | Never smoker   | 2925 | 54.9<br>(53.0, 56.7) | 2740 | 58.4<br>(56.6, 60.3) | 2812 | 56.7<br>(54.9, 58.6) | 2836 | 58.5<br>(56.6, 60.3) | 2404 | 57.7<br>(55.4, 59.9) |

| Sex    | Smoking Status | 2016 |                      | 2017 |                      | 2018 |                      | 2019 |                      | 2020 |                      |
|--------|----------------|------|----------------------|------|----------------------|------|----------------------|------|----------------------|------|----------------------|
|        |                | N    | Weighted%<br>(95%CI) | N    | Weighted%<br>(95%CI) | N    | Weighted%<br>(95%CI) | N    | Weighted%<br>(95%CI) | N    | Weighted%<br>(95%CI) |
| Male   | Current smoker | 445  | 21.4<br>(19.1, 23.7) | 447  | 21.2<br>(19.1, 23.3) | 407  | 22.2<br>(19.9, 24.5) | 465  | 21.1<br>(19.1, 23.1) | 368  | 20.6<br>(18.3, 23.0) |
|        | Former smoker  | 944  | 28.2<br>(26.1, 30.3) | 916  | 27.9<br>(25.8, 29.9) | 718  | 28.5<br>(26.2, 30.8) | 883  | 29.1<br>(27.1, 31.2) | 644  | 28.3<br>(25.9, 30.6) |
|        | Never smoker   | 1316 | 50.4<br>(47.8, 52.9) | 1232 | 50.9<br>(48.4, 53.4) | 1001 | 49.3<br>(46.6, 52.0) | 1260 | 49.8<br>(47.4, 52.2) | 1013 | 51.1<br>(48.4, 53.8) |
| Female | Current smoker | 565  | 17.9<br>(16.1, 19.6) | 561  | 19.2<br>(17.4, 21.0) | 432  | 17.2<br>(15.4, 19.1) | 504  | 16.8<br>(15.1, 18.4) | 430  | 17.6<br>(15.8, 19.4) |
|        | Former smoker  | 970  | 21.6<br>(20.0, 23.2) | 940  | 21.4<br>(19.7, 23.0) | 720  | 21.3<br>(19.5, 23.1) | 816  | 21.6<br>(19.9, 23.3) | 663  | 22.3<br>(20.4, 24.2) |
|        | Never smoker   | 2450 | 60.5<br>(58.4, 62.6) | 2273 | 59.4<br>(57.3, 61.6) | 1781 | 61.5<br>(59.3, 63.8) | 2108 | 61.6<br>(59.5, 63.7) | 1604 | 60.1<br>(57.7, 62.4) |

| Sex    | Smoking Status | 2021 |                      |
|--------|----------------|------|----------------------|
|        |                | N    | Weighted%<br>(95%CI) |
| Male   | Current smoker | 340  | 17.1<br>(15.0, 19.1) |
|        | Former smoker  | 718  | 29.0<br>(26.6, 31.4) |
|        | Never smoker   | 1183 | 53.9<br>(51.3, 56.6) |
| Female | Current smoker | 427  | 16.8<br>(15.0, 18.6) |
|        | Former smoker  | 690  | 22.6<br>(20.6, 24.6) |
|        | Never smoker   | 1735 | 60.6<br>(58.3, 62.9) |

Table 3. Three-year rolling percentage of current cigarette smoking among Oklahoma adults by age, Oklahoma BRFSS 2011 – 2021

| Age Group  | Smoking Status | 2011-13 |                      | 2012-14 |                      | 2013-15 |                      | 2014-16 |                      | 2015-17 |                      |
|------------|----------------|---------|----------------------|---------|----------------------|---------|----------------------|---------|----------------------|---------|----------------------|
|            |                | N       | Weighted%<br>(95%CI) | N       | Weighted%<br>(95%CI) | N       | Weighted%<br>(95%CI) | N       | Weighted%<br>(95%CI) | N       | Weighted%<br>(95%CI) |
| 18-24      | Current smoker | 296     | 26.8<br>(23.7, 29.8) | 294     | 26.1<br>(23.2, 29.0) | 236     | 24.2<br>(21.1, 27.4) | 195     | 22.5<br>(19.3, 25.7) | 162     | 21.4<br>(18.1, 24.7) |
|            | Former smoker  | 107     | 8.0<br>(6.4, 9.6)    | 101     | 7.6<br>(6.0, 9.2)    | 87      | 8.0<br>(6.1, 9.9)    | 70      | 7.0<br>(5.1, 8.8)    | 61      | 6.5<br>(4.6, 8.3)    |
|            | Never smoker   | 735     | 65.2<br>(62.0, 68.5) | 795     | 66.3<br>(63.2, 69.4) | 727     | 67.7<br>(64.4, 71.1) | 708     | 70.5<br>(67.1, 74.0) | 635     | 72.1 (68.6,<br>75.6) |
| 25-34      | Current smoker | 734     | 30.7<br>(28.6, 32.9) | 670     | 28.9<br>(26.8, 31.0) | 572     | 28.6<br>(26.3, 30.9) | 500     | 27.0<br>(24.7, 29.3) | 466     | 27.0<br>(24.6, 29.4) |
|            | Former smoker  | 477     | 18.3<br>(16.6, 20.1) | 475     | 19.0<br>(17.3, 20.8) | 377     | 17.5<br>(15.7, 19.3) | 346     | 17.8<br>(15.9, 19.7) | 311     | 16.4<br>(14.5, 18.3) |
|            | Never smoker   | 1406    | 50.9<br>(48.7, 53.2) | 1424    | 52.1<br>(49.8, 54.3) | 1275    | 53.9<br>(51.4, 56.3) | 1182    | 55.2<br>(52.7, 57.8) | 1123    | 56.6<br>(54.0, 59.2) |
| 35-44      | Current smoker | 758     | 27.2<br>(25.2, 29.2) | 688     | 25.0<br>(23.1, 26.8) | 593     | 24.3<br>(22.3, 26.3) | 478     | 22.6<br>(20.4, 24.7) | 426     | 22.6<br>(20.4, 24.8) |
|            | Former smoker  | 531     | 18.9<br>(17.2, 20.7) | 564     | 20.2<br>(18.5, 21.9) | 525     | 22.0<br>(20.0, 23.9) | 493     | 22.4<br>(20.3, 24.5) | 437     | 22.2<br>(20.0, 24.4) |
|            | Never smoker   | 1682    | 53.8<br>(51.7, 56.0) | 1670    | 54.9<br>(52.7, 57.0) | 1490    | 53.7<br>(51.4, 56.1) | 1357    | 55.0<br>(52.5, 57.5) | 1182    | 55.2<br>(52.6, 57.8) |
| 45-54      | Current smoker | 1158    | 29.6<br>(27.9, 31.3) | 982     | 26.2<br>(24.6, 27.8) | 827     | 25.9<br>(24.0, 27.7) | 676     | 24.2<br>(22.3, 26.1) | 573     | 23.8<br>(21.7, 25.8) |
|            | Former smoker  | 931     | 23.4<br>(21.8, 24.9) | 888     | 23.7<br>(22.1, 25.2) | 821     | 24.7<br>(23.0, 26.4) | 745     | 25.2<br>(23.4, 27.1) | 615     | 24.6<br>(22.6, 26.5) |
|            | Never smoker   | 1965    | 47.1<br>(45.2, 48.9) | 1986    | 50.1<br>(48.3, 52.0) | 1827    | 49.4<br>(47.4, 51.4) | 1716    | 50.6<br>(48.5, 52.7) | 1517    | 51.7<br>(49.4, 53.9) |
| 55-64      | Current smoker | 1181    | 22.7<br>(21.3, 24.1) | 1129    | 21.5<br>(20.2, 22.9) | 1044    | 21.5<br>(20.0, 22.9) | 907     | 20.2<br>(18.8, 21.7) | 785     | 20.4<br>(18.8, 21.9) |
|            | Former smoker  | 1614    | 31.5<br>(30.0, 33.1) | 1582    | 31.3<br>(29.9, 32.8) | 1527    | 31.2<br>(29.6, 32.7) | 1435    | 31.3<br>(29.7, 32.9) | 1277    | 31.4<br>(29.7, 33.1) |
|            | Never smoker   | 2537    | 45.8<br>(44.2, 47.4) | 2612    | 47.1<br>(45.5, 48.7) | 2524    | 47.4<br>(45.7, 49.0) | 2403    | 48.5<br>(46.7, 50.2) | 2153    | 48.2<br>(46.4, 50.1) |
| 65 or more | Current smoker | 933     | 10.7<br>(9.9, 11.5)  | 867     | 10.6<br>(9.7, 11.4)  | 870     | 11.4<br>(10.5, 12.3) | 829     | 11.1<br>(10.2, 12.0) | 754     | 10.8<br>(9.8, 11.7)  |
|            | Former smoker  | 3350    | 42.1<br>(40.8, 43.4) | 3322    | 42.1<br>(40.8, 43.4) | 3386    | 41.1<br>(39.8, 42.4) | 3221    | 40.8<br>(39.5, 42.1) | 3061    | 40.4<br>(39.1, 41.7) |
|            | Never smoker   | 4195    | 47.2<br>(45.9, 48.5) | 4227    | 47.3<br>(46.0, 48.6) | 4373    | 47.5<br>(46.2, 48.8) | 4376    | 48.0<br>(46.7, 49.3) | 4276    | 48.9<br>(47.5, 50.2) |



| Age Group  | Smoking Status | 2016-18 |                      | 2017-19 |                      | 2018-20 |                      | 2019-21 |                      |
|------------|----------------|---------|----------------------|---------|----------------------|---------|----------------------|---------|----------------------|
|            |                | N       | Weighted%<br>(95%CI) | N       | Weighted%<br>(95%CI) | N       | Weighted%<br>(95%CI) | N       | Weighted%<br>(95%CI) |
| 18-24      | Current smoker | 154     | 19.8<br>(16.7, 22.9) | 150     | 18.3<br>(15.4, 21.3) | 121     | 15.0<br>(12.2, 17.8) | 106     | 11.9<br>(9.6, 14.3)  |
|            | Former smoker  | 57      | 5.6<br>(4.0, 7.2)    | 64      | 6.6<br>(4.8, 8.4)    | 71      | 7.5<br>(5.6, 9.5)    | 79      | 8.5<br>(6.5, 10.6)   |
|            | Never smoker   | 661     | 74.6<br>(71.3, 78.0) | 674     | 75.1<br>(71.9, 78.4) | 691     | 77.5<br>(74.3, 80.6) | 752     | 79.5<br>(76.6, 82.4) |
| 25-34      | Current smoker | 430     | 25.4<br>(23.1, 27.8) | 404     | 24.0<br>(21.7, 26.4) | 347     | 22.4<br>(20.1, 24.8) | 318     | 20.0<br>(17.7, 22.2) |
|            | Former smoker  | 315     | 16.9<br>(14.9, 18.8) | 312     | 16.5<br>(14.6, 18.4) | 309     | 17.4<br>(15.4, 19.5) | 330     | 19.6<br>(17.4, 21.8) |
|            | Never smoker   | 1107    | 57.7<br>(55.0, 60.3) | 1159    | 59.5<br>(56.9, 62.0) | 1088    | 60.1<br>(57.5, 62.8) | 1120    | 60.5<br>(57.8, 63.1) |
| 35-44      | Current smoker | 408     | 21.2<br>(19.1, 23.4) | 452     | 21.6<br>(19.6, 23.6) | 433     | 21.8<br>(19.7, 23.9) | 457     | 22.9<br>(20.8, 25.1) |
|            | Former smoker  | 454     | 23.4<br>(21.2, 25.6) | 487     | 24.0<br>(21.8, 26.1) | 488     | 25.6<br>(23.3, 27.8) | 518     | 25.0<br>(22.8, 27.1) |
|            | Never smoker   | 1118    | 55.3<br>(52.7, 57.9) | 1150    | 54.5<br>(52.0, 56.9) | 1077    | 52.6<br>(50.1, 55.2) | 1159    | 52.1<br>(49.6, 54.6) |
| 45-54      | Current smoker | 535     | 23.7<br>(21.6, 25.7) | 521     | 23.4<br>(21.4, 25.5) | 502     | 23.7<br>(21.6, 25.8) | 469     | 21.9<br>(19.9, 24.0) |
|            | Former smoker  | 548     | 23.9<br>(21.8, 25.9) | 532     | 23.5<br>(21.4, 25.5) | 511     | 23.0<br>(20.9, 25.0) | 532     | 23.7<br>(21.7, 25.8) |
|            | Never smoker   | 1390    | 52.5<br>(50.2, 54.8) | 1323    | 53.1<br>(50.7, 55.4) | 1245    | 53.3<br>(50.9, 55.7) | 1275    | 54.3<br>(51.9, 56.8) |
| 55-64      | Current smoker | 670     | 20.5<br>(18.9, 22.2) | 638     | 20.9<br>(19.2, 22.6) | 583     | 21.8<br>(19.9, 23.7) | 574     | 21.9<br>(20.0, 23.8) |
|            | Former smoker  | 1107    | 30.9<br>(29.1, 32.7) | 1017    | 31.1<br>(29.2, 32.9) | 851     | 29.9<br>(27.9, 31.9) | 813     | 29.6<br>(27.5, 31.6) |
|            | Never smoker   | 1932    | 48.6<br>(46.6, 50.5) | 1733    | 48.1<br>(46.1, 50.0) | 1503    | 48.3<br>(46.2, 50.4) | 1421    | 48.5<br>(46.3, 50.7) |
| 65 or more | Current smoker | 660     | 10.3<br>(9.4, 11.3)  | 651     | 11.1<br>(10.2, 12.1) | 620     | 12.0<br>(10.9, 13.0) | 610     | 12.1<br>(11.0, 13.2) |
|            | Former smoker  | 2728    | 40.5<br>(39.1, 41.9) | 2582    | 40.4<br>(38.9, 41.8) | 2215    | 39.7<br>(38.2, 41.2) | 2142    | 38.6<br>(37.0, 40.2) |
|            | Never smoker   | 3847    | 49.2<br>(47.8, 50.6) | 3618    | 48.5<br>(47.1, 49.9) | 3163    | 48.3<br>(46.8, 49.9) | 3176    | 49.3<br>(47.7, 50.9) |

Table 4. Three-year rolling percentage of current cigarette smoking among Oklahoma adults by race/ethnicity, Oklahoma BRFSS 2011 – 2021

| Race/Ethnicity | Smoking Status | 2011-13 |                      | 2012-14 |                      | 2013-15 |                      | 2014-16 |                      | 2015-17 |                      |
|----------------|----------------|---------|----------------------|---------|----------------------|---------|----------------------|---------|----------------------|---------|----------------------|
|                |                | N       | Weighted% (95%CI)    | N       | Weighted% (95%CI)    | N       | Weighted% (95%CI)    | N       | Weighted% (95%CI)    | N       | Weighted% (95%CI)    |
| NH-White       | Current smoker | 3521    | 23.7<br>(22.8, 24.6) | 3240    | 21.7<br>(20.9, 22.6) | 2907    | 21.4<br>(20.5, 22.2) | 2585    | 20.3<br>(19.4, 21.3) | 2280    | 19.9<br>(18.9, 20.9) |
|                | Former smoker  | 5464    | 26.3<br>(25.5, 27.1) | 5456    | 27.4<br>(26.6, 28.2) | 5340    | 27.8<br>(27.0, 28.7) | 5038    | 27.8<br>(26.9, 28.7) | 4604    | 27.1<br>(26.2, 28.1) |
|                | Never smoker   | 9320    | 50.1<br>(49.1, 51.0) | 9447    | 50.9<br>(50.0, 51.8) | 9118    | 50.8<br>(49.8, 51.8) | 8916    | 51.9<br>(50.8, 52.9) | 8352    | 53.0<br>(51.9, 54.1) |
| NH-Black       | Current smoker | 387     | 26.7<br>(23.5, 29.9) | 318     | 25.0<br>(22.0, 28.0) | 295     | 25.5<br>(22.1, 28.8) | 227     | 23.0<br>(19.5, 26.4) | 189     | 20.7<br>(17.2, 24.2) |
|                | Former smoker  | 307     | 17.4<br>(14.8, 20.0) | 295     | 17.1<br>(14.8, 19.4) | 318     | 18.8<br>(16.2, 21.3) | 300     | 19.4<br>(16.7, 22.1) | 271     | 19.0<br>(16.1, 21.8) |
|                | Never smoker   | 777     | 55.9<br>(52.3, 59.5) | 781     | 57.9<br>(54.6, 61.3) | 751     | 55.8<br>(52.2, 59.3) | 667     | 57.7<br>(53.9, 61.5) | 624     | 60.3<br>(56.4, 64.3) |
| NH-AI/AN       | Current smoker | 451     | 33.6<br>(30.3, 36.8) | 417     | 31.2<br>(28.0, 34.3) | 405     | 32.3<br>(29.0, 35.6) | 349     | 27.8<br>(24.6, 31.0) | 321     | 28.9<br>(25.5, 32.2) |
|                | Former smoker  | 428     | 24.1<br>(21.5, 26.7) | 429     | 23.3<br>(20.8, 25.7) | 388     | 20.9<br>(18.5, 23.4) | 390     | 23.3<br>(20.6, 26.0) | 333     | 22.1<br>(19.4, 24.9) |
|                | Never smoker   | 622     | 42.3<br>(39.0, 45.6) | 694     | 45.6<br>(42.3, 48.8) | 707     | 46.8<br>(43.4, 50.2) | 697     | 48.8<br>(45.4, 52.3) | 623     | 49.0<br>(45.4, 52.6) |
| NH-Other       | Current smoker | 455     | 24.4<br>(21.5, 27.3) | 439     | 27.2<br>(23.8, 30.5) | 350     | 26.3<br>(22.7, 30.0) | 268     | 24.0<br>(20.2, 27.7) | 210     | 21.8<br>(18.2, 25.4) |
|                | Former smoker  | 540     | 21.4<br>(18.8, 24.0) | 488     | 18.8<br>(16.4, 21.2) | 421     | 17.7<br>(15.2, 20.2) | 360     | 17.6<br>(15.0, 20.1) | 332     | 19.1<br>(16.4, 21.8) |
|                | Never smoker   | 935     | 54.2<br>(50.8, 57.7) | 890     | 54.0<br>(50.5, 57.6) | 809     | 56.0<br>(52.1, 59.9) | 722     | 58.5<br>(54.4, 62.5) | 643     | 59.1<br>(55.1, 63.2) |
| Hispanic       | Current smoker | 229     | 19.9<br>(17.0, 22.8) | 200     | 18.2<br>(15.5, 20.9) | 163     | 16.4<br>(13.4, 19.4) | 128     | 16.1<br>(12.9, 19.4) | 131     | 18.2<br>(14.7, 21.8) |
|                | Former smoker  | 244     | 17.9<br>(15.3, 20.5) | 234     | 16.7<br>(14.3, 19.2) | 214     | 15.6<br>(13.1, 18.1) | 181     | 15.1<br>(12.5, 17.6) | 174     | 16.1<br>(13.3, 18.9) |
|                | Never smoker   | 810     | 62.2<br>(58.8, 65.7) | 835     | 65.1<br>(61.8, 68.3) | 762     | 68.0<br>(64.5, 71.5) | 664     | 68.8<br>(65.1, 72.5) | 551     | 65.7<br>(61.7, 69.7) |

| Race/Ethnicity | Smoking Status | 2016-18 |                      | 2017-19 |                      | 2018-20 |                      | 2019-21 |                      |
|----------------|----------------|---------|----------------------|---------|----------------------|---------|----------------------|---------|----------------------|
|                |                | N       | Weighted% (95%CI)    | N       | Weighted% (95%CI)    | N       | Weighted% (95%CI)    | N       | Weighted% (95%CI)    |
| NH-White       | Current smoker | 2052    | 19.3<br>(18.4, 20.3) | 1969    | 19.0<br>(18.1, 19.9) | 1805    | 19.0<br>(18.0, 20.0) | 1737    | 18.0<br>(17.0, 18.9) |
|                | Former smoker  | 4142    | 27.0<br>(26.1, 27.9) | 3935    | 27.2<br>(26.2, 28.1) | 3470    | 27.6<br>(26.6, 28.6) | 3399    | 27.9<br>(26.9, 28.9) |
|                | Never smoker   | 7660    | 53.7<br>(52.6, 54.8) | 7225    | 53.8<br>(52.7, 54.9) | 6432    | 53.4<br>(52.3, 54.6) | 6446    | 54.2<br>(53.0, 55.3) |
| NH-Black       | Current smoker | 167     | 19.4<br>(16.2, 22.7) | 165     | 18.9<br>(15.8, 21.9) | 151     | 19.9<br>(16.6, 23.2) | 139     | 19.1<br>(15.8, 22.4) |
|                | Former smoker  | 227     | 18.1<br>(15.2, 21.0) | 204     | 18.3<br>(15.3, 21.2) | 175     | 17.3<br>(14.3, 20.3) | 174     | 17.6<br>(14.6, 20.6) |
|                | Never smoker   | 569     | 62.4<br>(58.5, 66.3) | 552     | 62.9<br>(59.1, 66.7) | 495     | 62.8<br>(58.8, 66.8) | 505     | 63.3<br>(59.3, 67.2) |
| NH-AI/AN       | Current smoker | 256     | 25.3<br>(22.0, 28.6) | 279     | 27.4<br>(24.1, 30.7) | 277     | 26.4<br>(23.0, 29.8) | 304     | 27.8<br>(24.5, 31.1) |
|                | Former smoker  | 336     | 25.3<br>(22.3, 28.3) | 330     | 24.9<br>(21.9, 27.9) | 335     | 26.3<br>(23.2, 29.3) | 322     | 25.1<br>(22.1, 28.1) |
|                | Never smoker   | 559     | 49.5 (45.8, 53.1)    | 546     | 47.7<br>(44.1, 51.3) | 544     | 47.4<br>(43.7, 51.0) | 567     | 47.1<br>(43.6, 50.6) |
| NH-Other       | Current smoker | 223     | 23.5<br>(20.0, 27.0) | 236     | 22.6<br>(19.3, 26.0) | 222     | 22.3<br>(18.9, 25.8) | 190     | 18.3<br>(15.1, 21.4) |
|                | Former smoker  | 301     | 18.7<br>(16.1, 21.4) | 293     | 20.6<br>(17.8, 23.5) | 253     | 22.0<br>(18.8, 25.1) | 261     | 22.6<br>(19.3, 25.8) |
|                | Never smoker   | 611     | 57.7<br>(53.8, 61.7) | 595     | 56.7<br>(52.9, 60.6) | 529     | 55.7<br>(51.7, 59.8) | 559     | 59.2<br>(55.2, 63.2) |
| Hispanic       | Current smoker | 129     | 16.4<br>(13.2, 19.5) | 136     | 15.3<br>(12.4, 18.2) | 125     | 12.0<br>(9.7, 14.4)  | 128     | 12.0<br>(9.6, 14.4)  |
|                | Former smoker  | 164     | 16.3<br>(13.4, 19.2) | 176     | 15.6<br>(12.9, 18.3) | 164     | 13.9<br>(11.4, 16.4) | 180     | 14.9<br>(12.3, 17.5) |
|                | Never smoker   | 561     | 67.3<br>(63.5, 71.2) | 635     | 69.1<br>(65.5, 72.7) | 673     | 74.1<br>(70.9, 77.3) | 708     | 73.1<br>(69.8, 76.3) |

Table 5. Three-year rolling percentage of current cigarette smoking among Oklahoma adults by level of education, Oklahoma BRFSS 2011 – 2021

| Education             | Smoking Status | 2011-13 |                      | 2012-14 |                      | 2013-15 |                      | 2014-16 |                      | 2015-17 |                      |
|-----------------------|----------------|---------|----------------------|---------|----------------------|---------|----------------------|---------|----------------------|---------|----------------------|
|                       |                | N       | Weighted%<br>(95%CI) | N       | Weighted%<br>(95%CI) | N       | Weighted%<br>(95%CI) | N       | Weighted%<br>(95%CI) | N       | Weighted%<br>(95%CI) |
| Less than high school | Current smoker | 949     | 40.0<br>(37.4, 42.6) | 824     | 37.4<br>(34.9, 40.0) | 671     | 37.3<br>(34.3, 40.2) | 520     | 36.3<br>(33.1, 39.4) | 423     | 35.8<br>(32.4, 39.2) |
|                       | Former smoker  | 800     | 23.1<br>(21.1, 25.0) | 740     | 23.7<br>(21.7, 25.7) | 661     | 23.7<br>(21.5, 25.9) | 570     | 24.8<br>(22.4, 27.3) | 489     | 24.9<br>(22.2, 27.5) |
|                       | Never smoker   | 1119    | 36.9<br>(34.4, 39.4) | 1066    | 38.9<br>(36.4, 41.4) | 891     | 39.0<br>(36.2, 41.8) | 734     | 38.9<br>(35.9, 41.9) | 579     | 39.3<br>(35.9, 42.7) |
| High school           | Current smoker | 1932    | 27.7<br>(26.3, 29.0) | 1783    | 26.3<br>(25.0, 27.6) | 1571    | 25.7<br>(24.3, 27.1) | 1369    | 24.2<br>(22.7, 25.6) | 1192    | 23.7<br>(22.2, 25.2) |
|                       | Former smoker  | 2240    | 24.6<br>(23.4, 25.8) | 2255    | 25.4<br>(24.2, 26.5) | 2206    | 26.0<br>(24.7, 27.3) | 2076    | 26.2<br>(24.8, 27.5) | 1808    | 25.0<br>(23.6, 26.4) |
|                       | Never smoker   | 3588    | 47.7<br>(46.2, 49.3) | 3590    | 48.4<br>(46.9, 49.8) | 3440    | 48.3<br>(46.7, 49.9) | 3273    | 49.7<br>(48.0, 51.3) | 3011    | 51.3<br>(49.6, 53.0) |
| Some college          | Current smoker | 1497    | 23.3<br>(22.0, 24.6) | 1388    | 21.6<br>(20.3, 22.8) | 1317    | 21.3<br>(20.0, 22.6) | 1182    | 19.5<br>(18.2, 20.8) | 1086    | 19.5<br>(18.2, 20.9) |
|                       | Former smoker  | 2089    | 25.7<br>(24.4, 26.9) | 2052    | 25.8<br>(24.6, 27.0) | 1996    | 25.7<br>(24.4, 27.0) | 1942    | 26.1<br>(24.7, 27.4) | 1860    | 26.0<br>(24.6, 27.4) |
|                       | Never smoker   | 3431    | 51.0<br>(49.5, 52.6) | 3489    | 52.6<br>(51.1, 54.1) | 3378    | 52.9<br>(51.4, 54.5) | 3337    | 54.4<br>(52.8, 56.0) | 3238    | 54.4<br>(52.8, 56.1) |
| College graduate      | Current smoker | 678     | 9.5<br>(8.6, 10.4)   | 633     | 8.5<br>(7.7, 9.4)    | 580     | 8.5<br>(7.6, 9.4)    | 511     | 8.3<br>(7.4, 9.3)    | 461     | 8.4<br>(7.4, 9.3)    |
|                       | Former smoker  | 1871    | 23.7<br>(22.5, 25.0) | 1876    | 23.9<br>(22.7, 25.1) | 1851    | 23.5<br>(22.3, 24.7) | 1712    | 22.5<br>(21.3, 23.8) | 1592    | 22.1<br>(20.8, 23.3) |
|                       | Never smoker   | 4364    | 66.7<br>(65.4, 68.1) | 4548    | 67.6<br>(66.3, 68.9) | 4483    | 68.0<br>(66.6, 69.4) | 4371    | 69.1<br>(67.7, 70.6) | 4032    | 69.6<br>(68.1, 71.0) |

| Education                | Smoking Status | 2016-18 |                      | 2017-19 |                      | 2018-20 |                      | 2019-21 |                      |
|--------------------------|----------------|---------|----------------------|---------|----------------------|---------|----------------------|---------|----------------------|
|                          |                | N       | Weighted%<br>(95%CI) | N       | Weighted%<br>(95%CI) | N       | Weighted%<br>(95%CI) | N       | Weighted%<br>(95%CI) |
| Less than<br>high school | Current smoker | 388     | 33.9<br>(30.6, 37.1) | 397     | 33.6<br>(30.3, 36.8) | 377     | 33.6<br>(30.3, 36.9) | 362     | 33.2<br>(29.9, 36.5) |
|                          | Former smoker  | 429     | 25.6<br>(22.8, 28.4) | 401     | 24.9<br>(22.2, 27.7) | 347     | 24.4<br>(21.6, 27.2) | 321     | 23.7<br>(20.8, 26.5) |
|                          | Never smoker   | 521     | 40.5<br>(37.1, 44.0) | 530     | 41.5<br>(38.2, 44.9) | 503     | 42.0<br>(38.6, 45.4) | 496     | 43.1<br>(39.7, 46.6) |
| High school              | Current smoker | 1062    | 23.1<br>(21.5, 24.6) | 1064    | 23.3<br>(21.8, 24.8) | 968     | 22.7<br>(21.2, 24.2) | 920     | 21.7<br>(20.2, 23.1) |
|                          | Former smoker  | 1573    | 24.7<br>(23.3, 26.1) | 1513    | 25.7<br>(24.2, 27.1) | 1364    | 26.6<br>(25.0, 28.1) | 1306    | 26.6<br>(25.1, 28.2) |
|                          | Never smoker   | 2681    | 52.3<br>(50.5, 54.0) | 2490    | 51.0<br>(49.2, 52.8) | 2191    | 50.7<br>(48.9, 52.6) | 2187    | 51.7<br>(49.9, 53.5) |
| Some<br>college          | Current smoker | 973     | 18.9<br>(17.6, 20.3) | 930     | 18.8<br>(17.4, 20.1) | 875     | 18.6<br>(17.3, 19.9) | 884     | 17.8<br>(16.5, 19.1) |
|                          | Former smoker  | 1733    | 26.6<br>(25.1, 28.0) | 1653    | 26.4<br>(25.0, 27.8) | 1473    | 26.6<br>(25.1, 28.0) | 1497    | 27.4<br>(25.9, 28.9) |
|                          | Never smoker   | 3013    | 54.5<br>(52.9, 56.2) | 2841    | 54.9<br>(53.2, 56.5) | 2546    | 54.8<br>(53.1, 56.5) | 2556    | 54.8<br>(53.1, 56.5) |
| College<br>graduate      | Current smoker | 429     | 8.1<br>(7.2, 9.1)    | 420     | 7.6<br>(6.7, 8.5)    | 382     | 7.5<br>(6.6, 8.4)    | 364     | 6.6<br>(5.8, 7.4)    |
|                          | Former smoker  | 1462    | 21.6<br>(20.4, 22.9) | 1417    | 21.6<br>(20.4, 22.9) | 1253    | 21.6<br>(20.3, 22.9) | 1278    | 22.0<br>(20.7, 23.3) |
|                          | Never smoker   | 3818    | 70.2<br>(68.8, 71.7) | 3775    | 70.8<br>(69.3, 72.2) | 3502    | 70.9<br>(69.5, 72.4) | 3628    | 71.4<br>(69.9, 72.9) |

Table 6. Three-year rolling percentage of current cigarette smoking among Oklahoma adults by income level, Oklahoma BRFSS 2011 – 2021

| Income                     | Smoking Status | 2011-13 |                      | 2012-14 |                      | 2013-15 |                      | 2014-16 |                      | 2015-17 |                      |
|----------------------------|----------------|---------|----------------------|---------|----------------------|---------|----------------------|---------|----------------------|---------|----------------------|
|                            |                | N       | Weighted%<br>(95%CI) | N       | Weighted%<br>(95%CI) | N       | Weighted%<br>(95%CI) | N       | Weighted%<br>(95%CI) | N       | Weighted%<br>(95%CI) |
| Less than 15,000           | Current smoker | 1313    | 43.1<br>(40.7, 45.6) | 1116    | 39.7<br>(37.3, 42.0) | 927     | 39.0<br>(36.3, 41.7) | 698     | 36.5<br>(33.6, 39.5) | 574     | 35.4<br>(32.2, 38.5) |
|                            | Former smoker  | 850     | 19.6<br>(17.9, 21.4) | 798     | 20.7<br>(18.9, 22.5) | 698     | 21.6<br>(19.5, 23.6) | 572     | 22.1<br>(19.8, 24.3) | 470     | 21.9<br>(19.4, 24.3) |
|                            | Never smoker   | 1256    | 37.3<br>(34.8, 39.7) | 1184    | 39.7<br>(37.3, 42.1) | 1014    | 39.4<br>(36.7, 42.2) | 875     | 41.4<br>(38.3, 44.5) | 752     | 42.8<br>(39.5, 46.1) |
| 15,000 to Less than 25,000 | Current smoker | 1199    | 32.4<br>(30.4, 34.4) | 1106    | 31.1<br>(29.1, 33.1) | 978     | 31.5<br>(29.3, 33.7) | 826     | 30.3<br>(28.0, 32.6) | 693     | 30.1<br>(27.6, 32.5) |
|                            | Former smoker  | 1333    | 24.1<br>(22.5, 25.6) | 1262    | 24.1<br>(22.6, 25.7) | 1182    | 24.5<br>(22.7, 26.2) | 1074    | 25.2<br>(23.3, 27.1) | 931     | 24.0<br>(22.0, 25.9) |
|                            | Never smoker   | 2004    | 43.6<br>(41.6, 45.6) | 1960    | 44.7<br>(42.7, 46.7) | 1775    | 44.0<br>(41.8, 46.2) | 1611    | 44.6<br>(42.2, 46.9) | 1461    | 46.0<br>(43.4, 48.5) |
| 25,000 to Less than 35,000 | Current smoker | 603     | 26.7<br>(24.3, 29.0) | 556     | 25.9<br>(23.6, 28.3) | 454     | 23.2<br>(20.7, 25.6) | 403     | 22.5<br>(19.9, 25.0) | 348     | 22.0<br>(19.3, 24.7) |
|                            | Former smoker  | 806     | 26.3<br>(24.1, 28.5) | 813     | 26.3<br>(24.2, 28.4) | 777     | 26.0<br>(23.8, 28.2) | 715     | 26.1<br>(23.8, 28.5) | 633     | 25.8<br>(23.4, 28.3) |
|                            | Never smoker   | 1306    | 47.0<br>(44.4, 49.6) | 1317    | 47.7<br>(45.2, 50.3) | 1257    | 50.8<br>(48.1, 53.6) | 1145    | 51.4<br>(48.5, 54.3) | 1002    | 52.1<br>(49.0, 55.2) |
| 35,000 to Less than 50,000 | Current smoker | 592     | 21.5<br>(19.5, 23.4) | 534     | 19.9<br>(18.1, 21.7) | 484     | 19.7<br>(17.7, 21.6) | 415     | 19.1<br>(16.9, 21.2) | 383     | 20.0<br>(17.7, 22.3) |
|                            | Former smoker  | 1053    | 27.9<br>(26.0, 29.8) | 997     | 27.8<br>(26.0, 29.7) | 964     | 27.8<br>(25.8, 29.8) | 893     | 27.2<br>(25.1, 29.3) | 814     | 27.7<br>(25.5, 30.0) |
|                            | Never smoker   | 1674    | 50.6<br>(48.4, 52.9) | 1686    | 52.2<br>(50.0, 54.4) | 1613    | 52.5<br>(50.2, 54.9) | 1511    | 53.7<br>(51.2, 56.3) | 1343    | 52.3<br>(49.6, 55.0) |
| 50,000 or more             | Current smoker | 922     | 14.3<br>(13.3, 15.4) | 879     | 13.0<br>(12.1, 14.0) | 832     | 13.9<br>(12.7, 15.0) | 779     | 13.6<br>(12.5, 14.8) | 691     | 13.7<br>(12.4, 14.9) |
|                            | Former smoker  | 2208    | 26.3<br>(25.1, 27.5) | 2325    | 27.3<br>(26.1, 28.4) | 2254    | 26.9<br>(25.6, 28.1) | 2128    | 26.8<br>(25.5, 28.2) | 1921    | 26.2<br>(24.9, 27.6) |
|                            | Never smoker   | 4580    | 59.4<br>(58.0, 60.7) | 4785    | 59.7<br>(58.4, 61.0) | 4635    | 59.3<br>(57.8, 60.7) | 4488    | 59.5<br>(58.0, 61.0) | 4084    | 60.1<br>(58.5, 61.7) |

| Income                     | Smoking Status | 2016-18 |                      | 2017-19 |                      | 2018-20 |                      | 2019-2021 |                      |
|----------------------------|----------------|---------|----------------------|---------|----------------------|---------|----------------------|-----------|----------------------|
|                            |                | N       | Weighted%<br>(95%CI) | N       | Weighted%<br>(95%CI) | N       | Weighted%<br>(95%CI) | N         | Weighted%<br>(95%CI) |
| Less than 15,000           | Current smoker | 479     | 34.8<br>(31.6, 38.0) | 463     | 34.5<br>(31.3, 37.7) | 402     | 34.7<br>(31.2, 38.1) | 363       | 33.0<br>(29.5, 36.5) |
|                            | Former smoker  | 405     | 21.3<br>(18.8, 23.7) | 376     | 21.7<br>(19.2, 24.3) | 299     | 21.2<br>(18.4, 24.0) | 285       | 23.3<br>(20.2, 26.4) |
|                            | Never smoker   | 663     | 43.9<br>(40.6, 47.3) | 573     | 43.7<br>(40.3, 47.2) | 501     | 44.1<br>(40.5, 47.7) | 460       | 43.7<br>(40.0, 47.4) |
| 15,000 to Less than 25,000 | Current smoker | 602     | 29.0<br>(26.5, 31.5) | 608     | 29.8<br>(27.3, 32.3) | 571     | 28.4<br>(25.9, 30.8) | 524       | 27.7<br>(25.2, 30.2) |
|                            | Former smoker  | 799     | 23.4<br>(21.4, 25.4) | 731     | 22.6<br>(20.7, 24.6) | 665     | 23.7<br>(21.6, 25.7) | 585       | 23.7<br>(21.6, 25.9) |
|                            | Never smoker   | 1339    | 47.7<br>(45.1, 50.2) | 1281    | 47.6<br>(45.1, 50.2) | 1144    | 48.0<br>(45.4, 50.6) | 1031      | 48.6<br>(45.9, 51.3) |
| 25,000 to Less than 35,000 | Current smoker | 351     | 24.6<br>(21.8, 27.4) | 324     | 23.7<br>(20.9, 26.5) | 313     | 24.4<br>(21.6, 27.3) | 316       | 23.5<br>(20.8, 26.3) |
|                            | Former smoker  | 566     | 25.7<br>(23.1, 28.3) | 533     | 26.1<br>(23.5, 28.8) | 463     | 26.9<br>(24.1, 29.7) | 471       | 27.2<br>(24.4, 29.9) |
|                            | Never smoker   | 886     | 49.7<br>(46.5, 52.8) | 848     | 50.2<br>(47.0, 53.3) | 761     | 48.7<br>(45.4, 51.9) | 796       | 49.3<br>(46.1, 52.4) |
| 35,000 to Less than 50,000 | Current smoker | 364     | 20.3<br>(18.0, 22.6) | 345     | 19.2<br>(16.9, 21.4) | 307     | 18.7<br>(16.3, 21.1) | 312       | 18.9<br>(16.5, 21.3) |
|                            | Former smoker  | 732     | 27.6<br>(25.3, 29.9) | 694     | 28.2<br>(25.9, 30.5) | 627     | 27.1<br>(24.7, 29.4) | 573       | 25.9<br>(23.5, 28.2) |
|                            | Never smoker   | 1221    | 52.1<br>(49.3, 54.8) | 1148    | 52.6<br>(49.9, 55.4) | 1107    | 54.2<br>(51.4, 57.0) | 1110      | 55.2<br>(52.4, 58.1) |
| 50,000 or more             | Current smoker | 639     | 12.2<br>(11.1, 13.3) | 664     | 12.2<br>(11.1, 13.3) | 641     | 12.0<br>(10.9, 13.1) | 634       | 11.6<br>(10.6, 12.7) |
|                            | Former smoker  | 1847    | 27.0<br>(25.6, 28.3) | 1865    | 26.8<br>(25.5, 28.2) | 1702    | 26.8<br>(25.5, 28.2) | 1742      | 27.4<br>(26.0, 28.8) |
|                            | Never smoker   | 3933    | 60.8<br>(59.3, 62.4) | 3977    | 60.9<br>(59.4, 62.4) | 3691    | 61.2<br>(59.6, 62.7) | 3756      | 60.9<br>(59.4, 62.5) |

Table 7. Prevalence of current cigarette smoking among Oklahoma adults by area of residence, Oklahoma BRFSS 2011 – 2021

| Area of Residence | Smoking Status | 2011 |                      | 2012 |                      | 2013 |                      | 2014 |                      | 2015 |                      |
|-------------------|----------------|------|----------------------|------|----------------------|------|----------------------|------|----------------------|------|----------------------|
|                   |                | N    | Weighted%<br>(95%CI) | N    | Weighted%<br>(95%CI) | N    | Weighted%<br>(95%CI) | N    | Weighted%<br>(95%CI) | N    | Weighted%<br>(95%CI) |
| Urban             | Current smoker | 807  | 25.7<br>(23.6, 27.8) | 508  | 19.3<br>(17.4, 21.1) | 581  | 20.9<br>(19.0, 22.8) | 466  | 18.4<br>(16.6, 20.3) | 378  | 20.3<br>(17.7, 22.8) |
|                   | Former smoker  | 1057 | 23.2<br>(21.4, 25)   | 748  | 24.2<br>(22.4, 26.1) | 937  | 24.2<br>(22.4, 26.0) | 870  | 25.1<br>(23.3, 27.0) | 699  | 23.3<br>(21.1, 25.4) |
|                   | Never smoker   | 1865 | 51.1<br>(48.8, 53.4) | 1537 | 56.5<br>(54.2, 58.8) | 1810 | 54.9<br>(52.7, 57.1) | 1657 | 56.4<br>(54.2, 58.7) | 1351 | 56.5<br>(53.6, 59.3) |
| Rural             | Current smoker | 1050 | 26.4<br>(24.5, 28.3) | 1128 | 26.2<br>(24.4, 28)   | 986  | 25.8<br>(24, 27.5)   | 961  | 22.9<br>(21.3, 24.6) | 770  | 23.6<br>(21.6, 25.6) |
|                   | Former smoker  | 1425 | 25.8<br>(24.2, 27.4) | 1453 | 24.5<br>(23, 25.9)   | 1390 | 24.8<br>(23.3, 26.3) | 1534 | 26.5<br>(25.0, 28.0) | 1293 | 25.8<br>(23.9, 27.6) |
|                   | Never smoker   | 2304 | 47.8<br>(45.7, 49.8) | 2574 | 49.3<br>(47.4, 51.2) | 2430 | 49.5<br>(47.6, 51.4) | 2709 | 50.5<br>(48.7, 52.3) | 2262 | 50.6<br>(48.4, 52.9) |

| Area of Residence | Smoking Status | 2016 |                      | 2017 |                      | 2018 |                      | 2019 |                      | 2020 |                      |
|-------------------|----------------|------|----------------------|------|----------------------|------|----------------------|------|----------------------|------|----------------------|
|                   |                | N    | Weighted%<br>(95%CI) | N    | Weighted%<br>(95%CI) | N    | Weighted%<br>(95%CI) | N    | Weighted%<br>(95%CI) | N    | Weighted%<br>(95%CI) |
| Urban             | Current smoker | 308  | 16.8<br>(14.6, 19.0) | 322  | 18.5<br>(16.2, 20.7) | 251  | 16.2<br>(14.1, 18.4) | 272  | 16.6<br>(14.5, 18.7) | 236  | 17.3<br>(15.0, 19.7) |
|                   | Former smoker  | 662  | 22.2<br>(20.2, 24.2) | 642  | 24.2<br>(22.0, 26.4) | 519  | 23.9<br>(21.6, 26.3) | 551  | 24.1<br>(22.0, 26.2) | 429  | 23.3<br>(20.9, 25.7) |
|                   | Never smoker   | 1441 | 61.1<br>(58.4, 63.7) | 1261 | 57.3<br>(54.6, 60.0) | 1084 | 59.8<br>(57.1, 62.6) | 1208 | 59.3<br>(56.7, 61.9) | 962  | 59.4<br>(56.5, 62.3) |
| Rural             | Current smoker | 702  | 21.7<br>(19.8, 23.6) | 686  | 21.4<br>(19.7, 23.2) | 588  | 22.3<br>(20.3, 24.3) | 697  | 20.6<br>(19.0, 22.3) | 562  | 20.4<br>(18.6, 22.3) |
|                   | Former smoker  | 1252 | 26.8<br>(25.1, 28.6) | 1214 | 24.8<br>(23.2, 26.4) | 920  | 25.5<br>(23.7, 27.4) | 1148 | 26.2<br>(24.5, 27.9) | 878  | 26.7<br>(24.8, 28.6) |
|                   | Never smoker   | 2325 | 51.5<br>(49.4, 53.5) | 2246 | 53.8<br>(51.8, 55.8) | 1698 | 52.1<br>(49.9, 54.4) | 2160 | 53.2<br>(51.2, 55.2) | 1655 | 52.9<br>(50.7, 55.1) |



| Area of Residence | Smoking Status | 2021 |                      |
|-------------------|----------------|------|----------------------|
|                   |                | N    | Weighted%<br>(95%CI) |
| Urban             | Current smoker | 191  | 13.0<br>(10.9, 15.0) |
|                   | Former smoker  | 417  | 26.9<br>(24.3, 29.6) |
|                   | Never smoker   | 934  | 60.1<br>(57.1, 63.1) |
| Rural             | Current smoker | 576  | 20.0<br>(18.2, 21.7) |
|                   | Former smoker  | 991  | 24.7<br>(23.0, 26.5) |
|                   | Never smoker   | 1984 | 55.3<br>(53.2, 57.4) |

Table 8. Prevalence of current cigarette smoking among Oklahoma adults by physical health (14 or more physically unhealthy days), Oklahoma BRFSS 2011 – 2021

| Poor Physical Health | Smoking Status | 2011 |                      | 2012 |                      | 2013 |                      | 2014 |                      | 2015 |                      |
|----------------------|----------------|------|----------------------|------|----------------------|------|----------------------|------|----------------------|------|----------------------|
|                      |                | N    | Weighted% (95%CI)    | N    | Weighted% (95%CI)    | N    | Weighted% (95%CI)    | N    | Weighted% (95%CI)    | N    | Weighted% (95%CI)    |
| Yes                  | Current smoker | 466  | 36.7<br>(33.2, 40.2) | 403  | 34.4<br>(30.9, 38.0) | 388  | 34.2<br>(30.8, 37.7) | 350  | 31.2<br>(27.8, 34.5) | 281  | 32.4<br>(28.0, 36.8) |
|                      | Former smoker  | 491  | 30.2<br>(27.0, 33.3) | 411  | 29.7<br>(26.5, 32.9) | 431  | 29.3<br>(26.3, 32.4) | 494  | 33.7<br>(30.5, 36.8) | 400  | 32.7<br>(28.8, 36.6) |
|                      | Never smoker   | 507  | 33.1<br>(29.8, 36.5) | 519  | 35.8<br>(32.4, 39.3) | 516  | 36.4<br>(33.1, 39.8) | 494  | 35.2<br>(31.9, 38.4) | 417  | 34.9<br>(30.7, 39.1) |
| No                   | Current smoker | 1391 | 24.5<br>(22.9, 26.0) | 1233 | 21.5<br>(20.1, 22.9) | 1179 | 22.0<br>(20.6, 23.4) | 1077 | 19.4<br>(18.0, 20.7) | 867  | 20.4<br>(18.7, 22.1) |
|                      | Former smoker  | 1991 | 23.9<br>(22.5, 25.2) | 1790 | 23.5<br>(22.3, 24.8) | 1896 | 23.8<br>(22.5, 25.0) | 1910 | 24.7<br>(23.4, 25.9) | 1592 | 23.3<br>(21.8, 24.8) |
|                      | Never smoker   | 3662 | 51.7<br>(50.0, 53.4) | 3592 | 55.0<br>(53.4, 56.6) | 3724 | 54.2<br>(52.7, 55.8) | 3872 | 56.0<br>(54.4, 57.5) | 3196 | 56.3<br>(54.4, 58.2) |

| Poor Physical Health | Smoking Status | 2016 |                      | 2017 |                      | 2018 |                      | 2019 |                      | 2020 |                      |
|----------------------|----------------|------|----------------------|------|----------------------|------|----------------------|------|----------------------|------|----------------------|
|                      |                | N    | Weighted% (95%CI)    | N    | Weighted% (95%CI)    | N    | Weighted% (95%CI)    | N    | Weighted% (95%CI)    | N    | Weighted% (95%CI)    |
| Yes                  | Current smoker | 260  | 31.8<br>(27.8, 35.9) | 250  | 29.8<br>(25.9, 33.7) | 206  | 31.6<br>(27.3, 35.9) | 242  | 30.8<br>(26.8, 34.8) | 186  | 31.6<br>(27.0, 36.1) |
|                      | Former smoker  | 358  | 30.9<br>(27.3, 34.4) | 348  | 30.8<br>(27.2, 34.4) | 268  | 28.1<br>(24.2, 31.9) | 295  | 29.0<br>(25.5, 32.5) | 204  | 30.9<br>(26.4, 35.3) |
|                      | Never smoker   | 464  | 37.3<br>(33.5, 41.1) | 413  | 39.4<br>(35.3, 43.6) | 339  | 40.3<br>(35.9, 44.7) | 378  | 40.2<br>(36.2, 44.2) | 268  | 37.6<br>(33.0, 42.2) |
| No                   | Current smoker | 707  | 17.0<br>(15.5, 18.5) | 721  | 18.2<br>(16.7, 19.7) | 605  | 17.3<br>(15.7, 18.8) | 680  | 16.6<br>(15.2, 18.0) | 580  | 17.0<br>(15.5, 18.6) |
|                      | Former smoker  | 1504 | 23.7<br>(22.3, 25.2) | 1432 | 23.2<br>(21.7, 24.6) | 1131 | 24.1<br>(22.5, 25.7) | 1338 | 24.6<br>(23.1, 26.1) | 1055 | 24.4<br>(22.7, 26.0) |
|                      | Never smoker   | 3205 | 59.3<br>(57.5, 61.1) | 3016 | 58.7<br>(56.9, 60.4) | 2389 | 58.6<br>(56.7, 60.5) | 2862 | 58.9<br>(57.1, 60.6) | 2261 | 58.6<br>(56.7, 60.6) |

| Poor<br>Physical<br>Health | Smoking Status | 2021 |                      |
|----------------------------|----------------|------|----------------------|
|                            |                | N    | Weighted%<br>(95%CI) |
| Yes                        | Current smoker | 167  | 29.0<br>(24.6, 33.4) |
|                            | Former smoker  | 214  | 28.8<br>(24.6, 33.0) |
|                            | Never smoker   | 297  | 42.2<br>(37.6, 46.9) |
| No                         | Current smoker | 557  | 14.9<br>(13.5, 16.3) |
|                            | Former smoker  | 1131 | 25.2<br>(23.6, 26.9) |
|                            | Never smoker   | 2499 | 59.9<br>(57.9, 61.8) |

Table 9. Prevalence of current cigarette smoking among Oklahoma adults by frequent Mental Distress (FMD), Oklahoma BRFSS 2011 – 2021

| Poor mental health | Smoking Status | 2011 |                      | 2012 |                      | 2013 |                      | 2014 |                      | 2015 |                      |
|--------------------|----------------|------|----------------------|------|----------------------|------|----------------------|------|----------------------|------|----------------------|
|                    |                | N    | Weighted%<br>(95%CI) | N    | Weighted%<br>(95%CI) | N    | Weighted%<br>(95%CI) | N    | Weighted%<br>(95%CI) | N    | Weighted%<br>(95%CI) |
| Yes                | Current smoker | 493  | 43.2<br>(39.1, 47.3) | 414  | 42.9<br>(38.8, 47.0) | 403  | 45.2<br>(41.1, 49.4) | 348  | 38.9<br>(35.0, 42.8) | 265  | 41.1<br>(36.1, 46.2) |
|                    | Former smoker  | 328  | 22.6<br>(19.5, 25.7) | 248  | 20.8<br>(17.7, 23.9) | 276  | 21.9<br>(18.8, 25.0) | 301  | 24.7<br>(21.6, 27.9) | 211  | 22.5<br>(18.6, 26.4) |
|                    | Never smoker   | 395  | 34.2<br>(30.2, 38.1) | 369  | 36.3<br>(32.3, 40.3) | 375  | 32.9<br>(29.0, 36.7) | 381  | 36.3<br>(32.6, 40.1) | 280  | 36.4<br>(31.4, 41.3) |
| No                 | Current smoker | 1364 | 23.2<br>(21.7, 24.7) | 1222 | 20.3<br>(19.0, 21.7) | 1164 | 20.2<br>(18.9, 21.5) | 1079 | 18.3<br>(17.1, 19.6) | 883  | 19.4<br>(17.7, 21.0) |
|                    | Former smoker  | 2154 | 25.1<br>(23.8, 26.4) | 1953 | 24.9<br>(23.7, 26.2) | 2051 | 25.0<br>(23.7, 26.2) | 2103 | 26.1<br>(24.9, 27.4) | 1781 | 25.0<br>(23.5, 26.5) |
|                    | Never smoker   | 3774 | 51.7<br>(50.1, 53.4) | 3742 | 54.8<br>(53.2, 56.3) | 3865 | 54.9<br>(53.3, 56.4) | 3985 | 55.5<br>(54.0, 57.0) | 3333 | 55.6<br>(53.7, 57.5) |

| Poor mental health | Smoking Status | 2016 |                      | 2017 |                      | 2018 |                      | 2019 |                      | 2020 |                      |
|--------------------|----------------|------|----------------------|------|----------------------|------|----------------------|------|----------------------|------|----------------------|
|                    |                | N    | Weighted%<br>(95%CI) | N    | Weighted%<br>(95%CI) | N    | Weighted%<br>(95%CI) | N    | Weighted%<br>(95%CI) | N    | Weighted%<br>(95%CI) |
| Yes                | Current smoker | 242  | 36.0<br>(31.4, 40.7) | 234  | 33.8<br>(29.5, 38.2) | 215  | 34.9<br>(30.3, 39.6) | 243  | 33.8<br>(29.6, 37.9) | 219  | 33.7<br>(29.4, 38.1) |
|                    | Former smoker  | 234  | 24.5<br>(20.9, 28.2) | 233  | 22.9<br>(19.6, 26.2) | 176  | 21.7<br>(17.9, 25.4) | 220  | 24.4<br>(20.8, 27.9) | 181  | 25.5<br>(21.6, 29.4) |
|                    | Never smoker   | 333  | 39.4<br>(34.9, 43.9) | 338  | 43.3<br>(38.8, 47.8) | 276  | 43.4<br>(38.5, 48.3) | 324  | 41.9<br>(37.6, 46.2) | 268  | 40.8<br>(36.2, 45.3) |
| No                 | Current smoker | 741  | 16.6<br>(15.2, 18.1) | 744  | 17.4<br>(15.9, 18.8) | 591  | 16.5<br>(14.9, 18.0) | 678  | 15.8<br>(14.4, 17.1) | 543  | 15.9<br>(14.4, 17.5) |
|                    | Former smoker  | 1643 | 25.0<br>(23.5, 26.4) | 1577 | 24.9<br>(23.4, 26.3) | 1237 | 25.6<br>(23.9, 27.2) | 1426 | 25.6<br>(24.1, 27.1) | 1080 | 25.2<br>(23.6, 26.9) |
|                    | Never smoker   | 3362 | 58.4<br>(56.6, 60.1) | 3105 | 57.8<br>(56.0, 59.5) | 2449 | 58.0<br>(56.1, 59.9) | 2930 | 58.6<br>(56.9, 60.3) | 2261 | 58.8<br>(56.9, 60.8) |

Frequent Mental Distress = 14 or more days of poor mental health

| Poor mental health | Smoking Status | 2021 |                      |
|--------------------|----------------|------|----------------------|
|                    |                | N    | Weighted% (95%CI)    |
| Yes                | Current smoker | 195  | 27.9<br>(23.9, 32.0) |
|                    | Former smoker  | 213  | 26.4<br>(22.5, 30.3) |
|                    | Never smoker   | 333  | 45.6<br>(41.2, 50.1) |
| No                 | Current smoker | 534  | 14.3<br>(12.9, 15.7) |
|                    | Former smoker  | 1148 | 25.6<br>(23.9, 27.3) |
|                    | Never smoker   | 2503 | 60.2<br>(58.2, 62.1) |

Frequent Mental Distress = 14 or more days of poor mental health

Table 10. Prevalence of current cigarette smoking among Oklahoma adults by health insurance coverage, Oklahoma BRFSS 2011 – 2021

| Health Insurance Status | Smoking Status | 2011 |                      | 2012 |                      | 2013 |                      | 2014 |                      | 2015 |                      |
|-------------------------|----------------|------|----------------------|------|----------------------|------|----------------------|------|----------------------|------|----------------------|
|                         |                | N    | Weighted% (95%CI)    | N    | Weighted% (95%CI)    | N    | Weighted% (95%CI)    | N    | Weighted% (95%CI)    | N    | Weighted% (95%CI)    |
| Insured                 | Current smoker | 1392 | 22.3<br>(20.9, 23.8) | 1246 | 19.8<br>(18.6, 21.1) | 1173 | 20.0<br>(18.7, 21.4) | 1154 | 18.6<br>(17.4, 19.9) | 955  | 19.8<br>(18.2, 21.4) |
|                         | Former smoker  | 2227 | 26.9<br>(25.5, 28.2) | 2023 | 26.6<br>(25.3, 27.9) | 2132 | 26.2<br>(24.9, 27.4) | 2256 | 27.3<br>(26.0, 28.5) | 1897 | 26.4<br>(24.9, 27.9) |
|                         | Never smoker   | 3644 | 50.8<br>(49.2, 52.4) | 3615 | 53.6<br>(52.0, 55.1) | 3791 | 53.8<br>(52.3, 55.3) | 4003 | 54.1<br>(52.6, 55.6) | 3374 | 53.8<br>(52.0, 55.7) |
| Uninsured               | Current smoker | 461  | 39.9<br>(36.0, 43.7) | 387  | 39.3<br>(35.5, 43.1) | 389  | 39.8<br>(36.1, 43.6) | 269  | 36.0<br>(31.8, 40.2) | 189  | 38.2<br>(32.8, 43.7) |
|                         | Former smoker  | 248  | 17.0<br>(14.3, 19.6) | 176  | 14.8<br>(12.2, 17.3) | 189  | 17.9<br>(15.0, 20.7) | 142  | 17.6<br>(14.3, 20.8) | 93   | 14.5<br>(10.9, 18.0) |
|                         | Never smoker   | 516  | 43.1<br>(39.3, 47.0) | 483  | 45.9<br>(42.1, 49.7) | 437  | 42.3<br>(38.6, 46.1) | 352  | 46.4<br>(42.1, 50.8) | 224  | 47.3<br>(41.6, 53.0) |

| Health Insurance Status | Smoking Status | 2016 |                      | 2017 |                      | 2018 |                      | 2019 |                      | 2020 |                      |
|-------------------------|----------------|------|----------------------|------|----------------------|------|----------------------|------|----------------------|------|----------------------|
|                         |                | N    | Weighted% (95%CI)    | N    | Weighted% (95%CI)    | N    | Weighted% (95%CI)    | N    | Weighted% (95%CI)    | N    | Weighted% (95%CI)    |
| Insured                 | Current smoker | 833  | 17.3<br>(15.9, 18.7) | 829  | 18.2<br>(16.8, 19.6) | 678  | 17.5<br>(16.0, 19.0) | 774  | 17.2<br>(15.8, 18.5) | 659  | 18.3<br>(16.7, 19.8) |
|                         | Former smoker  | 1794 | 26.1<br>(24.7, 27.6) | 1748 | 26.6<br>(25.1, 28.0) | 1335 | 26.0<br>(24.4, 27.5) | 1573 | 26.7<br>(25.2, 28.1) | 1182 | 26.1<br>(24.5, 27.7) |
|                         | Never smoker   | 3486 | 56.6<br>(54.9, 58.3) | 3209 | 55.2<br>(53.5, 56.9) | 2528 | 56.5<br>(54.6, 58.4) | 3019 | 56.2<br>(54.5, 57.9) | 2333 | 55.6<br>(53.7, 57.5) |
| Uninsured               | Current smoker | 174  | 33.5<br>(28.4, 38.5) | 178  | 31.6<br>(26.8, 36.4) | 159  | 33.2<br>(28.2, 38.2) | 194  | 28.8<br>(24.6, 32.9) | 136  | 24.1<br>(19.8, 28.3) |
|                         | Former smoker  | 114  | 17.7<br>(14.1, 21.3) | 105  | 13.4<br>(10.4, 16.5) | 99   | 18.1<br>(14.1, 22.1) | 123  | 17.9<br>(14.5, 21.3) | 121  | 21.1<br>(17.0, 25.3) |
|                         | Never smoker   | 268  | 48.8<br>(43.6, 54.0) | 282  | 55.0<br>(49.8, 60.1) | 245  | 48.7<br>(43.5, 54.0) | 340  | 53.4<br>(48.8, 57.9) | 267  | 54.8<br>(49.7, 59.9) |

| Health Insurance Status | Smoking Status | 2021 |                      |
|-------------------------|----------------|------|----------------------|
|                         |                | N    | Weighted% (95%CI)    |
| Insured                 | Current smoker | 635  | 15.7<br>(14.3, 17.1) |
|                         | Former smoker  | 1310 | 27.0<br>(25.3, 28.6) |
|                         | Never smoker   | 2661 | 57.3<br>(55.5, 59.2) |
| Uninsured               | Current smoker | 113  | 27.7<br>(22.4, 32.9) |
|                         | Former smoker  | 75   | 18.8<br>(14.1, 23.6) |
|                         | Never smoker   | 176  | 53.5<br>(47.4, 59.5) |

Table 11. Prevalence of current cigarette smoking among Oklahoma adults by disability status, Oklahoma BRFSS 2016 – 2021

| Disability Status      | Smoking Status | 2016 |                      | 2017 |                      | 2018 |                      | 2019 |                      | 2020 |                      |
|------------------------|----------------|------|----------------------|------|----------------------|------|----------------------|------|----------------------|------|----------------------|
|                        |                | N    | Weighted%<br>(95%CI) | N    | Weighted%<br>(95%CI) | N    | Weighted%<br>(95%CI) | N    | Weighted%<br>(95%CI) | N    | Weighted%<br>(95%CI) |
| One or more disability | Current smoker | 503  | 27.9<br>(25.3, 30.5) | 510  | 27.9<br>(25.4, 30.5) | 412  | 27.0<br>(24.2, 29.7) | 493  | 25.1<br>(22.8, 27.5) | 429  | 28.2<br>(25.4, 30.9) |
|                        | Former smoker  | 798  | 29.8<br>(27.4, 32.1) | 861  | 29.2<br>(27.0, 31.5) | 670  | 30.7<br>(28.1, 33.4) | 804  | 31.8<br>(29.4, 34.1) | 586  | 30.4<br>(27.7, 33.0) |
|                        | Never smoker   | 1193 | 42.3<br>(39.6, 44.9) | 1136 | 42.9<br>(40.1, 45.6) | 900  | 42.3<br>(39.4, 45.2) | 1104 | 43.1<br>(40.5, 45.6) | 795  | 41.5<br>(38.5, 44.4) |
| No disability          | Current smoker | 486  | 15.2<br>(13.6, 16.9) | 486  | 16.0<br>(14.4, 17.6) | 423  | 15.8<br>(14.1, 17.5) | 461  | 15.3<br>(13.7, 16.9) | 355  | 14.1<br>(12.4, 15.8) |
|                        | Former smoker  | 1087 | 22.4<br>(20.8, 24.0) | 976  | 22.0<br>(20.4, 23.7) | 762  | 21.8<br>(20.0, 23.5) | 873  | 21.4<br>(19.8, 23.0) | 696  | 22.3<br>(20.5, 24.1) |
|                        | Never smoker   | 2525 | 62.4<br>(60.4, 64.4) | 2334 | 62.0<br>(60.0, 64.0) | 1874 | 62.5<br>(60.3, 64.6) | 2225 | 63.3<br>(61.3, 65.3) | 1797 | 63.6<br>(61.4, 65.8) |
| Disability Status      | Smoking Status | 2021 |                      |      |                      |      |                      |      |                      |      |                      |
|                        |                | N    | Weighted%<br>(95%CI) |      |                      |      |                      |      |                      |      |                      |
| One or more disability | Current smoker | 392  | 24.2<br>(21.7, 26.8) |      |                      |      |                      |      |                      |      |                      |
|                        | Former smoker  | 637  | 29.8<br>(27.2, 32.4) |      |                      |      |                      |      |                      |      |                      |
|                        | Never smoker   | 909  | 46.0<br>(43.1, 48.9) |      |                      |      |                      |      |                      |      |                      |
| No disability          | Current smoker | 354  | 12.8<br>(11.2, 14.3) |      |                      |      |                      |      |                      |      |                      |
|                        | Former smoker  | 750  | 23.8<br>(21.8, 25.7) |      |                      |      |                      |      |                      |      |                      |
|                        | Never smoker   | 1948 | 63.5<br>(61.3, 65.7) |      |                      |      |                      |      |                      |      |                      |



## Section II. Pattern of cigarette smoking (Daily, Someday, Former, and Never smokers)

Table 1. Proportion of everyday and someday smokers among Oklahoma adults, Oklahoma BRFSS 2011 – 2021

| Smoking Status | 2011 |                      | 2012 |                      | 2013 |                      | 2014 |                      | 2015 |                      |
|----------------|------|----------------------|------|----------------------|------|----------------------|------|----------------------|------|----------------------|
|                | N    | Weighted%<br>(95%CI) | N    | Weighted%<br>(95%CI) | N    | Weighted%<br>(95%CI) | N    | Weighted%<br>(95%CI) | N    | Weighted%<br>(95%CI) |
| Daily smoker   | 1394 | 19.9<br>(18.6, 21.2) | 1214 | 17.0<br>(15.8, 18.1) | 1140 | 17.4<br>(16.2, 18.5) | 1030 | 15.1<br>(14.0, 16.2) | 842  | 16.0<br>(14.6, 17.4) |
| Someday smoker | 463  | 6.2<br>(5.4, 7.0)    | 422  | 6.3<br>(5.5, 7.1)    | 427  | 6.3<br>(5.6, 7.1)    | 397  | 6.0<br>(5.2, 6.7)    | 306  | 6.2<br>(5.2, 7.2)    |
| Former smoker  | 2482 | 24.7<br>(23.5, 25.9) | 2201 | 24.4<br>(23.2, 25.5) | 2327 | 24.5<br>(23.4, 25.7) | 2404 | 25.9<br>(24.8, 27.1) | 1992 | 24.7<br>(23.3, 26.1) |
| Never smoker   | 4169 | 49.2<br>(47.6, 50.7) | 4111 | 52.4<br>(50.9, 53.8) | 4240 | 51.8<br>(50.3, 53.2) | 4366 | 53.0<br>(51.6, 54.4) | 3613 | 53.4<br>(51.4, 54.9) |

| Smoking Status | 2016 |                      | 2017 |                      | 2018 |                      | 2019 |                      | 2020 |                      |
|----------------|------|----------------------|------|----------------------|------|----------------------|------|----------------------|------|----------------------|
|                | N    | Weighted%<br>(95%CI) | N    | Weighted%<br>(95%CI) | N    | Weighted%<br>(95%CI) | N    | Weighted%<br>(95%CI) | N    | Weighted%<br>(95%CI) |
| Daily smoker   | 729  | 14.0<br>(12.8, 15.3) | 702  | 13.3<br>(12.1, 14.4) | 595  | 13.7<br>(12.4, 15.0) | 683  | 13.2<br>(12.0, 14.3) | 608  | 14.0<br>(12.8, 15.3) |
| Someday smoker | 281  | 5.6<br>(4.7, 6.4)    | 306  | 6.9<br>(5.9, 7.8)    | 244  | 6.0<br>(5.1, 6.9)    | 286  | 5.7<br>(4.9, 6.5)    | 190  | 5.1<br>(4.1, 6.0)    |
| Former smoker  | 1914 | 24.8<br>(23.5, 26.2) | 1856 | 24.5<br>(23.2, 25.8) | 1439 | 24.8<br>(23.4, 26.3) | 1699 | 25.3<br>(24.0, 26.6) | 1307 | 25.2<br>(23.7, 26.7) |
| Never smoker   | 3766 | 55.6<br>(53.9, 57.2) | 3507 | 55.3<br>(53.7, 56.9) | 2782 | 55.5<br>(53.7, 57.3) | 3368 | 55.8<br>(54.3, 57.4) | 2617 | 55.7<br>(53.9, 57.5) |

| Smoking Status | 2021 |                      |
|----------------|------|----------------------|
|                | N    | Weighted%<br>(95%CI) |
| Daily smoker   | 559  | 12.2<br>(11.0, 13.3) |
| Someday smoker | 208  | 4.8<br>(4.0, 5.6)    |
| Former smoker  | 1408 | 25.7<br>(24.2, 27.2) |
| Never smoker   | 2918 | 57.4<br>(55.6, 59.1) |

Table 2. Proportion of everyday and someday smokers among Oklahoma adults by sex, Oklahoma BRFSS 2016 – 2021

| Sex    | Smoking Status | 2011 |                      | 2012 |                      | 2013 |                      | 2014 |                      | 2015 |                      |
|--------|----------------|------|----------------------|------|----------------------|------|----------------------|------|----------------------|------|----------------------|
|        |                | N    | Weighted%<br>(95%CI) | N    | Weighted%<br>(95%CI) | N    | Weighted%<br>(95%CI) | N    | Weighted%<br>(95%CI) | N    | Weighted%<br>(95%CI) |
| Male   | Daily smoker   | 584  | 21.8<br>(19.7, 23.9) | 500  | 17.1<br>(15.4, 18.9) | 508  | 18.7<br>(16.9, 20.5) | 480  | 16.2<br>(14.6, 17.9) | 370  | 17.1<br>(14.9, 19.3) |
|        | Someday smoker | 169  | 6.3<br>(4.9, 7.6)    | 185  | 7.3<br>(6.0, 8.6)    | 181  | 7.0<br>(5.8, 8.2)    | 168  | 6.8<br>(5.6, 8.1)    | 135  | 6.8<br>(5.2, 8.4)    |
|        | Former smoker  | 1166 | 28.8<br>(26.7, 30.8) | 1150 | 29.6<br>(27.7, 31.5) | 1114 | 27.6<br>(25.8, 29.5) | 1158 | 29.6<br>(27.7, 31.5) | 960  | 27.6<br>(25.4, 29.8) |
|        | Never smoker   | 1244 | 43.2<br>(40.7, 45.6) | 1371 | 46.0<br>(43.7, 48.3) | 1428 | 46.6<br>(44.4, 48.8) | 1530 | 47.4<br>(45.2, 49.5) | 1209 | 48.5<br>(45.7, 51.2) |
| Female | Daily smoker   | 810  | 18.1<br>(16.6, 19.6) | 714  | 16.8<br>(15.3, 18.2) | 632  | 16.1<br>(14.6, 17.6) | 550  | 14.0<br>(12.5, 15.4) | 472  | 14.9<br>(13.2, 16.6) |
|        | Someday smoker | 294  | 6.2<br>(5.2, 7.2)    | 237  | 5.4<br>(4.5, 6.3)    | 246  | 5.6<br>(4.7, 6.6)    | 229  | 5.1<br>(4.3, 6.0)    | 171  | 5.5<br>(4.4, 6.7)    |
|        | Former smoker  | 1316 | 20.9<br>(19.5, 22.2) | 1051 | 19.4<br>(18.0, 20.7) | 1213 | 21.6<br>(20.1, 23.0) | 1246 | 22.4<br>(21.0, 23.9) | 1032 | 21.9<br>(20.1, 23.7) |
|        | Never smoker   | 2925 | 54.9<br>(53.0, 56.7) | 2740 | 58.4<br>(56.6, 60.3) | 2812 | 56.7<br>(54.9, 58.6) | 2836 | 58.5<br>(56.6, 60.3) | 2404 | 57.7<br>(55.4, 59.9) |
| Sex    | Smoking Status | 2016 |                      | 2017 |                      | 2018 |                      | 2019 |                      | 2020 |                      |
|        |                | N    | Weighted%<br>(95%CI) | N    | Weighted%<br>(95%CI) | N    | Weighted%<br>(95%CI) | N    | Weighted%<br>(95%CI) | N    | Weighted%<br>(95%CI) |
| Male   | Daily smoker   | 336  | 15.4<br>(13.4, 17.4) | 307  | 13.7<br>(12.0, 15.4) | 293  | 15.3<br>(13.3, 17.3) | 320  | 14.2<br>(12.4, 15.9) | 282  | 14.8<br>(12.8, 16.7) |
|        | Someday smoker | 109  | 6.0<br>(4.6, 7.4)    | 140  | 7.5<br>(6.0, 9.0)    | 114  | 6.9<br>(5.5, 8.4)    | 145  | 6.9<br>(5.6, 8.2)    | 86   | 5.9<br>(4.3, 7.5)    |
|        | Former smoker  | 944  | 28.2<br>(26.1, 30.3) | 916  | 27.9<br>(25.8, 29.9) | 718  | 28.5<br>(26.2, 30.8) | 883  | 29.1<br>(27.1, 31.2) | 644  | 28.3<br>(25.9, 30.6) |
|        | Never smoker   | 1316 | 50.4<br>(47.8, 52.9) | 1232 | 50.9<br>(48.4, 53.4) | 1001 | 49.3<br>(46.6, 52.0) | 1260 | 49.8<br>(47.4, 52.2) | 1013 | 51.1<br>(48.4, 53.8) |
| Female | Daily smoker   | 393  | 12.8<br>(11.2, 14.3) | 395  | 12.9<br>(11.4, 14.4) | 302  | 12.1<br>(10.5, 13.7) | 363  | 12.2<br>(10.7, 13.7) | 326  | 13.4<br>(11.7, 15.0) |
|        | Someday smoker | 172  | 5.1<br>(4.2, 6.1)    | 166  | 6.3<br>(5.1, 7.5)    | 130  | 5.1<br>(4.0, 6.2)    | 141  | 4.6<br>(3.7, 5.5)    | 104  | 4.3<br>(3.3, 5.2)    |
|        | Former smoker  | 970  | 21.6<br>(20.0, 23.2) | 940  | 21.4<br>(19.7, 23.0) | 720  | 21.3<br>(19.5, 23.1) | 816  | 21.6<br>(19.9, 23.3) | 663  | 22.3<br>(20.4, 24.2) |
|        | Never smoker   | 2450 | 60.5<br>(58.4, 62.6) | 2273 | 59.4<br>(57.3, 61.6) | 1781 | 61.5<br>(59.2, 63.8) | 2108 | 61.6<br>(59.5, 63.7) | 1604 | 60.1<br>(57.7, 62.4) |

| Sex    | Smoking Status | 2021 |                      |
|--------|----------------|------|----------------------|
|        |                | N    | Weighted%<br>(95%CI) |
| Male   | Daily smoker   | 247  | 11.6<br>(10.0, 13.3) |
|        | Someday smoker | 93   | 5.4<br>(4.1, 6.8)    |
|        | Former smoker  | 718  | 29.0<br>(26.6, 31.4) |
|        | Never smoker   | 1183 | 53.9<br>(51.3, 56.6) |
| Female | Daily smoker   | 312  | 12.7<br>(11.1, 14.3) |
|        | Someday smoker | 115  | 4.1<br>(3.2, 5.0)    |
|        | Former smoker  | 690  | 22.6<br>(20.6, 24.6) |
|        | Never smoker   | 1735 | 60.6<br>(58.3, 62.9) |

Table 3. Three-year rolling weighted percentages of everyday and someday smokers among Oklahoma adults by age, Oklahoma BRFSS 2011 – 2021

| Age Group | Smoking Status | 2011-13 |                      | 2012-14 |                      | 2013-15 |                      | 2014-16 |                      | 2015-17 |                      |
|-----------|----------------|---------|----------------------|---------|----------------------|---------|----------------------|---------|----------------------|---------|----------------------|
|           |                | N       | Weighted%<br>(95%CI) | N       | Weighted%<br>(95%CI) | N       | Weighted%<br>(95%CI) | N       | Weighted%<br>(95%CI) | N       | Weighted%<br>(95%CI) |
| 18-24     | Daily smoker   | 200     | 18.1<br>(15.5, 20.8) | 195     | 17.2<br>(14.6, 19.7) | 155     | 15.7<br>(13.0, 18.3) | 125     | 14.4<br>(11.7, 17.1) | 107     | 14.0<br>(11.2, 16.8) |
|           | Someday smoker | 96      | 8.6<br>(6.7, 10.6)   | 99      | 8.9<br>(7.0, 10.9)   | 81      | 8.6<br>(6.5, 10.7)   | 70      | 8.1<br>(5.9, 10.3)   | 55      | 7.4<br>(5.2, 9.6)    |
|           | Former smoker  | 107     | 8.0<br>(6.4, 9.6)    | 101     | 7.6<br>(6.0, 9.2)    | 87      | 8.0<br>(6.1, 9.9)    | 70      | 7.0<br>(5.1, 8.8)    | 61      | 6.5<br>(4.6, 8.3)    |
|           | Never smoker   | 735     | 65.2<br>(62.0, 68.5) | 795     | 66.3<br>(63.2, 69.4) | 727     | 67.7<br>(64.4, 71.1) | 708     | 70.5<br>(67.1, 74.0) | 635     | 72.1<br>(68.6, 75.6) |
| 25-34     | Daily smoker   | 513     | 21.9<br>(20.0, 23.9) | 477     | 21.0<br>(19.1, 22.9) | 401     | 20.3<br>(18.2, 22.3) | 352     | 19.2<br>(17.1, 21.3) | 303     | 17.1<br>(15.0, 19.1) |
|           | Someday smoker | 221     | 8.8<br>(7.5, 10.1)   | 193     | 7.9<br>(6.7, 9.1)    | 171     | 8.3<br>(6.9, 9.8)    | 148     | 7.8<br>(6.4, 9.3)    | 163     | 9.9<br>(8.2, 11.6)   |
|           | Former smoker  | 477     | 18.3<br>(16.6, 20.1) | 475     | 19.0<br>(17.3, 20.8) | 377     | 17.5<br>(15.7, 19.3) | 346     | 17.8<br>(15.9, 19.7) | 311     | 16.4<br>(14.5, 18.3) |
|           | Never smoker   | 1406    | 50.9<br>(48.7, 53.2) | 1424    | 52.1<br>(49.8, 54.3) | 1275    | 53.9<br>(51.4, 56.3) | 1182    | 55.2<br>(52.7, 57.8) | 1123    | 56.6<br>(54.0, 59.2) |
| 35-44     | Daily smoker   | 568     | 20.8<br>(19.0, 22.6) | 496     | 18.4<br>(16.7, 20.1) | 434     | 18.2<br>(16.4, 20.1) | 346     | 16.6<br>(14.6, 18.5) | 309     | 16.4<br>(14.4, 18.4) |
|           | Someday smoker | 190     | 6.4<br>(5.3, 7.4)    | 192     | 6.6<br>(5.5, 7.6)    | 159     | 6.1<br>(5.0, 7.2)    | 132     | 6.0<br>(4.8, 7.2)    | 117     | 6.2<br>(4.9, 7.4)    |
|           | Former smoker  | 531     | 18.9<br>(17.2, 20.7) | 564     | 20.2<br>(18.5, 21.9) | 525     | 22.0<br>(20.0, 23.9) | 493     | 22.4<br>(20.3, 24.5) | 437     | 22.2<br>(20.0, 24.4) |
|           | Never smoker   | 1682    | 53.8<br>(51.7, 56.0) | 1670    | 54.9<br>(52.7, 57.0) | 1490    | 53.7<br>(51.4, 56.1) | 1357    | 55.0<br>(52.5, 57.5) | 1182    | 55.2<br>(52.6, 57.8) |
| 45-54     | Daily smoker   | 882     | 22.9<br>(21.4, 24.5) | 729     | 19.3<br>(17.9, 20.8) | 613     | 19.3<br>(17.6, 20.9) | 500     | 18.0<br>(16.3, 19.7) | 423     | 17.6<br>(15.8, 19.5) |
|           | Someday smoker | 276     | 6.6<br>(5.7, 7.6)    | 253     | 6.9<br>(5.9, 7.8)    | 214     | 6.6<br>(5.5, 7.7)    | 176     | 6.2<br>(5.1, 7.3)    | 150     | 6.1<br>(4.9, 7.3)    |
|           | Former smoker  | 931     | 23.4<br>(21.8, 24.9) | 888     | 23.7<br>(22.1, 25.2) | 821     | 24.7<br>(23.0, 26.4) | 745     | 25.2<br>(23.4, 27.1) | 615     | 24.6<br>(22.6, 26.5) |
|           | Never smoker   | 1965    | 47.1<br>(45.2, 48.9) | 1986    | 50.1<br>(48.3, 52.0) | 1827    | 49.4<br>(47.4, 51.4) | 1716    | 50.6<br>(48.5, 52.7) | 1517    | 51.7<br>(49.4, 53.9) |
| 55-64     | Daily smoker   | 890     | 17.2<br>(15.9, 18.5) | 840     | 16.0<br>(14.8, 17.2) | 769     | 15.8<br>(14.6, 17.1) | 671     | 15.0<br>(13.7, 16.3) | 581     | 15.1<br>(13.7, 16.4) |
|           | Someday smoker | 291     | 5.5<br>(4.7, 6.3)    | 289     | 5.5<br>(4.8, 6.3)    | 275     | 5.6<br>(4.8, 6.4)    | 236     | 5.3<br>(4.5, 6.1)    | 204     | 5.3<br>(4.4, 6.2)    |
|           | Former smoker  | 1614    | 31.5<br>(30.0, 33.1) | 1582    | 31.3<br>(29.9, 32.8) | 1527    | 31.2<br>(29.6, 32.7) | 1435    | 31.3<br>(29.7, 32.9) | 1277    | 31.4<br>(29.7, 33.1) |

| Age Group  | Smoking Status | 2011-13 |                      | 2012-14 |                      | 2013-15 |                      | 2014-16 |                      | 2015-17 |                      |
|------------|----------------|---------|----------------------|---------|----------------------|---------|----------------------|---------|----------------------|---------|----------------------|
|            |                | N       | Weighted%<br>(95%CI) | N       | Weighted%<br>(95%CI) | N       | Weighted%<br>(95%CI) | N       | Weighted%<br>(95%CI) | N       | Weighted%<br>(95%CI) |
| 65 or more | Never smoker   | 2537    | 45.8<br>(44.2, 47.4) | 2612    | 47.1<br>(45.5, 48.7) | 2524    | 47.4<br>(45.7, 49.0) | 2403    | 48.5<br>(46.7, 50.2) | 2153    | 48.2<br>(46.4, 50.1) |
|            | Daily smoker   | 695     | 8.2<br>(7.5, 8.9)    | 647     | 8.1<br>(7.4, 8.8)    | 640     | 8.6<br>(7.8, 9.5)    | 607     | 8.2<br>(7.4, 9.0)    | 550     | 7.8<br>(7.0, 8.6)    |
|            | Someday smoker | 238     | 2.5<br>(2.1, 2.9)    | 220     | 2.5<br>(2.1, 2.9)    | 230     | 2.7<br>(2.3, 3.2)    | 222     | 2.9<br>(2.4, 3.4)    | 204     | 3.0<br>(2.4, 3.5)    |
|            | Former smoker  | 3350    | 42.1<br>(40.8, 43.4) | 3322    | 42.1<br>(40.8, 43.4) | 3386    | 41.1<br>(39.8, 42.4) | 3221    | 40.8<br>(39.5, 42.1) | 3061    | 40.4<br>(39.1, 41.7) |
|            | Never smoker   | 4195    | 47.2<br>(45.9, 48.5) | 4227    | 47.3<br>(46.0, 48.6) | 4373    | 47.5<br>(46.2, 48.8) | 4376    | 48.0<br>(46.7, 49.3) | 4276    | 48.9<br>(47.5, 50.2) |

| Age Group | Smoking Status | 2016-18 |                      | 2017-19 |                      | 2018-20 |                      | 2019-21 |                      |
|-----------|----------------|---------|----------------------|---------|----------------------|---------|----------------------|---------|----------------------|
|           |                | N       | Weighted%<br>(95%CI) | N       | Weighted%<br>(95%CI) | N       | Weighted%<br>(95%CI) | N       | Weighted%<br>(95%CI) |
| 18-24     | Daily smoker   | 96      | 12.3<br>(9.7, 14.9)  | 94      | 11.6<br>(9.1, 14.1)  | 71      | 9.1<br>(6.8, 11.3)   | 66      | 7.6<br>(5.7, 9.5)    |
|           | Someday smoker | 58      | 7.5<br>(5.4, 9.6)    | 56      | 6.7<br>(4.8, 8.6)    | 50      | 5.9<br>(4.2, 7.7)    | 40      | 4.3<br>(2.9, 5.8)    |
|           | Former smoker  | 57      | 5.6<br>(4.0, 7.2)    | 64      | 6.6<br>(4.8, 8.4)    | 71      | 7.5<br>(5.6, 9.5)    | 79      | 8.5<br>(6.5, 10.6)   |
|           | Never smoker   | 661     | 74.6<br>(71.3, 78.0) | 674     | 75.1<br>(71.9, 78.4) | 691     | 77.5<br>(74.3, 80.6) | 752     | 79.5<br>(76.6, 82.4) |
| 25-34     | Daily smoker   | 270     | 15.5<br>(13.5, 17.4) | 249     | 14.1<br>(12.3, 15.9) | 224     | 14.4<br>(12.4, 16.3) | 212     | 13.0<br>(11.1, 14.8) |
|           | Someday smoker | 160     | 10.0<br>(8.3, 11.7)  | 155     | 9.9<br>(8.2, 11.7)   | 123     | 8.1<br>(6.5, 9.7)    | 106     | 7.0<br>(5.4, 8.5)    |
|           | Former smoker  | 315     | 16.9<br>(14.9, 18.8) | 312     | 16.5<br>(14.6, 18.4) | 309     | 17.4<br>(15.4, 19.5) | 330     | 19.6<br>(17.4, 21.8) |
|           | Never smoker   | 1107    | 57.7<br>(55.0, 60.3) | 1159    | 59.5<br>(56.9, 62.0) | 1088    | 60.1<br>(57.5, 62.8) | 1120    | 60.5<br>(57.8, 63.1) |
| 35-44     | Daily smoker   | 299     | 15.5<br>(13.6, 17.3) | 327     | 15.7<br>(13.9, 17.5) | 314     | 15.7<br>(13.9, 17.5) | 330     | 16.8<br>(14.9, 18.7) |
|           | Someday smoker | 109     | 5.8<br>(4.6, 7.0)    | 125     | 5.9<br>(4.7, 7.0)    | 119     | 6.1<br>(4.9, 7.4)    | 127     | 6.2<br>(4.9, 7.4)    |
|           | Former smoker  | 454     | 23.4<br>(21.2, 25.6) | 487     | 24.0<br>(21.8, 26.1) | 488     | 25.6<br>(23.3, 27.8) | 518     | 25.0<br>(22.8, 27.1) |

| Age Group  | Smoking Status | 2016-18 |                      | 2017-19 |                      | 2018-20 |                      | 2019-21 |                      |
|------------|----------------|---------|----------------------|---------|----------------------|---------|----------------------|---------|----------------------|
|            |                | N       | Weighted%<br>(95%CI) | N       | Weighted%<br>(95%CI) | N       | Weighted%<br>(95%CI) | N       | Weighted%<br>(95%CI) |
| 45-54      | Never smoker   | 1118    | 55.3<br>(52.7, 57.9) | 1150    | 54.5<br>(52.0, 56.9) | 1077    | 52.6<br>(50.1, 55.2) | 1159    | 52.1<br>(49.6, 54.6) |
|            | Daily smoker   | 385     | 17.3<br>(15.5, 19.1) | 373     | 16.9<br>(15.1, 18.7) | 385     | 18.3<br>(16.4, 20.2) | 358     | 16.8<br>(15.0, 18.7) |
|            | Someday smoker | 150     | 6.3<br>(5.2, 7.5)    | 148     | 6.6<br>(5.4, 7.7)    | 117     | 5.4<br>(4.3, 6.5)    | 111     | 5.1<br>(4.0, 6.2)    |
|            | Former smoker  | 548     | 23.9<br>(21.8, 25.9) | 532     | 23.5<br>(21.4, 25.5) | 511     | 23.0<br>(20.9, 25.0) | 532     | 23.7<br>(21.7, 25.8) |
|            | Never smoker   | 1390    | 52.5<br>(50.2, 54.8) | 1323    | 53.1<br>(50.7, 55.4) | 1245    | 53.3<br>(50.9, 55.7) | 1275    | 54.3<br>(51.9, 56.8) |
| 55-64      | Daily smoker   | 500     | 15.3<br>(13.8, 16.8) | 468     | 15.1<br>(13.6, 16.6) | 440     | 16.3<br>(14.6, 18.0) | 434     | 16.3<br>(14.7, 18.0) |
|            | Someday smoker | 170     | 5.2<br>(4.3, 6.1)    | 170     | 5.8<br>(4.8, 6.8)    | 143     | 5.5<br>(4.4, 6.6)    | 140     | 5.6<br>(4.5, 6.7)    |
|            | Former smoker  | 1107    | 30.9<br>(29.1, 32.7) | 1017    | 31.1<br>(29.2, 32.9) | 851     | 29.9<br>(27.9, 31.9) | 813     | 29.6<br>(27.5, 31.6) |
|            | Never smoker   | 1932    | 48.6<br>(46.6, 50.5) | 1733    | 48.1<br>(46.1, 50.0) | 1503    | 48.3<br>(46.2, 50.4) | 1421    | 48.5<br>(46.3, 50.7) |
| 65 or more | Daily smoker   | 476     | 7.5<br>(6.8, 8.3)    | 469     | 8.1<br>(7.3, 9.0)    | 452     | 8.8<br>(7.9, 9.8)    | 450     | 8.8<br>(7.9, 9.8)    |
|            | Someday smoker | 184     | 2.8<br>(2.3, 3.3)    | 182     | 3.0<br>(2.5, 3.5)    | 168     | 3.1<br>(2.6, 3.7)    | 160     | 3.3<br>(2.7, 3.9)    |
|            | Former smoker  | 2728    | 40.5<br>(39.1, 41.9) | 2582    | 40.4<br>(38.9, 41.8) | 2215    | 39.7<br>(38.2, 41.2) | 2142    | 38.6<br>(37.0, 40.2) |
|            | Never smoker   | 3847    | 49.2<br>(47.8, 50.6) | 3618    | 48.5<br>(47.1, 49.9) | 3163    | 48.3<br>(46.8, 49.9) | 3176    | 49.3<br>(47.7, 50.9) |

Table 4. Three-year rolling weighted percentages of everyday and someday smokers among Oklahoma adults by race/ethnicity, Oklahoma BRFSS 2011 – 2021

| Race/Ethnicity | Smoking Status | 2011-13 |                      | 2012-14 |                      | 2013-15 |                      | 2014-16 |                      | 2015-17 |                      |
|----------------|----------------|---------|----------------------|---------|----------------------|---------|----------------------|---------|----------------------|---------|----------------------|
|                |                | N       | Weighted%<br>(95%CI) | N       | Weighted%<br>(95%CI) | N       | Weighted%<br>(95%CI) | N       | Weighted%<br>(95%CI) | N       | Weighted%<br>(95%CI) |
| NH-White       | Daily smoker   | 2711    | 18.2<br>(17.4, 19.0) | 2475    | 16.6<br>(15.8, 17.3) | 2191    | 16.1<br>(15.3, 16.9) | 1943    | 15.2<br>(14.4, 16.1) | 1707    | 14.7<br>(13.9, 15.6) |
|                | Someday smoker | 810     | 5.5<br>(5.0, 6.0)    | 765     | 5.2<br>(4.7, 5.6)    | 716     | 5.2<br>(4.7, 5.8)    | 642     | 5.1<br>(4.6, 5.6)    | 573     | 5.2<br>(4.6, 5.7)    |
|                | Former smoker  | 5464    | 26.3<br>(25.5, 27.1) | 5456    | 27.4<br>(26.6, 28.2) | 5340    | 27.8<br>(27.0, 28.7) | 5038    | 27.8<br>(26.9, 28.7) | 4604    | 27.1<br>(26.2, 28.1) |
|                | Never smoker   | 9320    | 50.1<br>(49.1, 51.0) | 9447    | 50.9<br>(50.0, 51.8) | 9118    | 50.8<br>(49.8, 51.8) | 8916    | 51.9<br>(50.8, 52.9) | 8352    | 53.0<br>(51.9, 54.1) |
| NH-Black       | Daily smoker   | 245     | 18.0<br>(15.1, 20.8) | 188     | 15.4<br>(12.9, 18.0) | 180     | 16.0<br>(13.1, 18.9) | 141     | 14.6<br>(11.6, 17.7) | 106     | 12.0<br>(9.0, 15.0)  |
|                | Someday smoker | 142     | 8.7<br>(6.8, 10.6)   | 130     | 9.5<br>(7.5, 11.6)   | 115     | 9.5<br>(7.3, 11.7)   | 86      | 8.3<br>(6.2, 10.5)   | 83      | 8.7<br>(6.4, 11.0)   |
|                | Former smoker  | 307     | 17.4<br>(14.8, 20.0) | 295     | 17.1<br>(14.8, 19.4) | 318     | 18.8<br>(16.2, 21.3) | 300     | 19.4<br>(16.7, 22.1) | 271     | 19.0<br>(16.1, 21.8) |
|                | Never smoker   | 777     | 55.9<br>(52.3, 59.5) | 781     | 57.9<br>(54.6, 61.3) | 751     | 55.8<br>(52.2, 59.3) | 667     | 57.7<br>(53.9, 61.5) | 624     | 60.3<br>(56.4, 64.3) |
| NH-AI/AN       | Daily smoker   | 306     | 23.6 (20.5,<br>26.7) | 278     | 22.0 (19.0,<br>24.9) | 278     | 23.6 (20.5,<br>26.7) | 239     | 20.2 (17.3,<br>23.1) | 210     | 18.8<br>(15.9, 21.8) |
|                | Someday smoker | 145     | 10.0<br>(8.0, 11.9)  | 139     | 9.2<br>(7.4, 11.0)   | 127     | 8.7<br>(6.9, 10.5)   | 110     | 7.6<br>(5.8, 9.5)    | 111     | 10.0<br>(7.7, 12.3)  |
|                | Former smoker  | 428     | 24.1<br>(21.5, 26.7) | 429     | 23.3<br>(20.8, 25.7) | 388     | 20.9<br>(18.5, 23.4) | 390     | 23.3<br>(20.6, 26.0) | 333     | 22.1<br>(19.4, 24.9) |
|                | Never smoker   | 622     | 42.3<br>(39.0, 45.6) | 694     | 45.6<br>(42.3, 48.8) | 707     | 46.8<br>(43.4, 50.2) | 697     | 48.8<br>(45.4, 52.3) | 623     | 49.0<br>(45.4, 52.6) |
| NH-Other       | Daily smoker   | 343     | 18.9<br>(16.3, 21.6) | 330     | 19.5<br>(16.6, 22.5) | 257     | 17.8<br>(14.7, 20.9) | 186     | 15.9<br>(12.8, 19.1) | 153     | 15.2<br>(12.2, 18.2) |
|                | Someday smoker | 112     | 5.4<br>(4.0, 6.9)    | 109     | 7.7<br>(5.5, 9.8)    | 93      | 8.5<br>(5.9, 11.1)   | 82      | 8.1<br>(5.5, 10.6)   | 57      | 6.6<br>(4.1, 9.0)    |
|                | Former smoker  | 540     | 21.4<br>(18.8, 24.0) | 488     | 18.8<br>(16.4, 21.2) | 421     | 17.7<br>(15.2, 20.2) | 360     | 17.6<br>(15.0, 20.1) | 332     | 19.1<br>(16.4, 21.8) |
|                | Never smoker   | 935     | 54.2<br>(50.8, 57.7) | 890     | 54.0 (50.5,<br>57.6) | 809     | 56.0<br>(52.1, 59.9) | 722     | 58.5<br>(54.4, 62.5) | 643     | 59.1<br>(55.1, 63.2) |
| Hispanic       | Daily smoker   | 131     | 11.5<br>(9.2, 13.8)  | 103     | 9.5<br>(7.4, 11.6)   | 93      | 9.4<br>(7.0, 11.7)   | 72      | 8.7<br>(6.3, 11.2)   | 68      | 8.7<br>(6.2, 11.2)   |
|                | Someday smoker | 98      | 8.4<br>(6.4, 10.4)   | 97      | 8.7<br>(6.7, 10.6)   | 70      | 7.1<br>(4.9, 9.2)    | 56      | 7.4<br>(5.0, 9.7)    | 63      | 9.5<br>(6.7, 12.3)   |
|                | Former smoker  | 244     | 17.9<br>(15.3, 20.5) | 234     | 16.7<br>(14.3, 19.2) | 214     | 15.6<br>(13.1, 18.1) | 181     | 15.1<br>(12.5, 17.6) | 174     | 16.1<br>(13.3, 18.9) |

| Race/Ethnicity | Smoking Status | 2011-13 |                      | 2012-14 |                      | 2013-15 |                      | 2014-16 |                      | 2015-17 |                      |
|----------------|----------------|---------|----------------------|---------|----------------------|---------|----------------------|---------|----------------------|---------|----------------------|
|                |                | N       | Weighted%<br>(95%CI) | N       | Weighted%<br>(95%CI) | N       | Weighted%<br>(95%CI) | N       | Weighted%<br>(95%CI) | N       | Weighted%<br>(95%CI) |
|                | Never smoker   | 810     | 62.2<br>(58.8, 65.7) | 835     | 65.1<br>(61.8, 68.3) | 762     | 68.0<br>(64.5, 71.5) | 664     | 68.8<br>(65.1, 72.5) | 551     | 65.7<br>(61.7, 69.7) |

| Race/Ethnicity | Smoking Status | 2016-18 |                      | 2017-19 |                      | 2018-20 |                      | 2019-21 |                      |
|----------------|----------------|---------|----------------------|---------|----------------------|---------|----------------------|---------|----------------------|
|                |                | N       | Weighted%<br>(95%CI) | N       | Weighted%<br>(95%CI) | N       | Weighted%<br>(95%CI) | N       | Weighted%<br>(95%CI) |
| NH-White       | Daily smoker   | 1523    | 14.2<br>(13.3, 15.0) | 1459    | 13.9<br>(13.1, 14.7) | 1368    | 14.2<br>(13.3, 15.0) | 1329    | 13.7<br>(12.8, 14.5) |
|                | Someday smoker | 529     | 5.2<br>(4.6, 5.7)    | 510     | 5.1<br>(4.6, 5.7)    | 437     | 4.8<br>(4.2, 5.4)    | 408     | 4.3<br>(3.8, 4.8)    |
|                | Former smoker  | 4142    | 27.0<br>(26.1, 27.9) | 3935    | 27.2<br>(26.2, 28.1) | 3470    | 27.6<br>(26.6, 28.6) | 3399    | 27.9<br>(26.9, 28.9) |
|                | Never smoker   | 7660    | 53.7<br>(52.6, 54.8) | 7225    | 53.8<br>(52.7, 54.9) | 6432    | 53.4<br>(52.3, 54.6) | 6446    | 54.2<br>(53.0, 55.3) |
| NH-Black       | Daily smoker   | 90      | 10.6<br>(8.0, 13.2)  | 91      | 10.3<br>(8.0, 12.6)  | 93      | 12.6<br>(9.8, 15.4)  | 88      | 12.6<br>(9.8, 15.4)  |
|                | Someday smoker | 77      | 8.8<br>(6.5, 11.1)   | 74      | 8.6<br>(6.3, 10.8)   | 58      | 7.3<br>(5.1, 9.4)    | 51      | 6.5<br>(4.6, 8.5)    |
|                | Former smoker  | 227     | 18.1<br>(15.2, 21.0) | 204     | 18.3<br>(15.3, 21.2) | 175     | 17.3<br>(14.3, 20.3) | 174     | 17.6<br>(14.6, 20.6) |
|                | Never smoker   | 569     | 62.4<br>(58.5, 66.3) | 552     | 62.9<br>(59.1, 66.7) | 495     | 62.8<br>(58.8, 66.8) | 505     | 63.3<br>(59.3, 67.2) |
| NH-AI/AN       | Daily smoker   | 167     | 16.2<br>(13.4, 19.0) | 180     | 18.1<br>(15.2, 21.0) | 183     | 17.5<br>(14.7, 20.4) | 194     | 17.5<br>(14.8, 20.2) |
|                | Someday smoker | 89      | 9.1<br>(6.8, 11.4)   | 99      | 9.3<br>(7.1, 11.5)   | 94      | 8.9<br>(6.5, 11.2)   | 110     | 10.3<br>(7.9, 12.7)  |
|                | Former smoker  | 336     | 25.3<br>(22.3, 28.3) | 330     | 24.9<br>(21.9, 27.9) | 335     | 26.3<br>(23.2, 29.3) | 322     | 25.1<br>(22.1, 28.1) |
|                | Never smoker   | 559     | 49.5<br>(45.8, 53.1) | 546     | 47.7<br>(44.1, 51.3) | 544     | 47.4<br>(43.7, 51.0) | 567     | 47.1<br>(43.6, 50.6) |
| NH-Other       | Daily smoker   | 158     | 16.7<br>(13.6, 19.8) | 164     | 15.0<br>(12.1, 17.8) | 155     | 15.1<br>(12.0, 18.2) | 140     | 12.4<br>(9.8, 15.1)  |
|                | Someday smoker | 65      | 6.8<br>(4.8, 8.9)    | 72      | 7.7<br>(5.5, 9.8)    | 67      | 7.2<br>(5.2, 9.2)    | 50      | 5.8<br>(3.9, 7.8)    |
|                | Former smoker  | 301     | 18.7<br>(16.1, 21.4) | 293     | 20.6<br>(17.8, 23.5) | 253     | 22.0<br>(18.8, 25.1) | 261     | 22.6<br>(19.3, 25.8) |
|                | Never smoker   | 611     | 57.7<br>(53.8, 61.7) | 595     | 56.7<br>(52.9, 60.6) | 529     | 55.7<br>(51.7, 59.8) | 559     | 59.2<br>(55.2, 63.2) |



| Race/Ethnicity | Smoking Status | 2016-18 |                      | 2017-19 |                      | 2018-20 |                      | 2019-21 |                      |
|----------------|----------------|---------|----------------------|---------|----------------------|---------|----------------------|---------|----------------------|
|                |                | N       | Weighted%<br>(95%CI) | N       | Weighted%<br>(95%CI) | N       | Weighted%<br>(95%CI) | N       | Weighted%<br>(95%CI) |
| Hispanic       | Daily smoker   | 61      | 6.9<br>(4.9, 8.9)    | 62      | 6.3<br>(4.5, 8.0)    | 69      | 6.1<br>(4.5, 7.7)    | 75      | 6.6<br>(4.9, 8.4)    |
|                | Someday smoker | 68      | 9.4<br>(6.9, 12.0)   | 74      | 9.0<br>(6.5, 11.4)   | 56      | 5.9<br>(4.1, 7.7)    | 53      | 5.4<br>(3.6, 7.2)    |
|                | Former smoker  | 164     | 16.3<br>(13.4, 19.2) | 176     | 15.6<br>(12.9, 18.3) | 164     | 13.9<br>(11.4, 16.4) | 180     | 14.9<br>(12.3, 17.5) |
|                | Never smoker   | 561     | 67.3<br>(63.5, 71.2) | 635     | 69.1<br>(65.5, 72.7) | 673     | 74.1<br>(70.9, 77.3) | 708     | 73.1<br>(69.8, 76.3) |

Table 5. Three-year rolling weighted percentages of everyday and someday smokers among Oklahoma adults by education, Oklahoma BRFSS 2011 – 2021

| Education             | Smoking Status | 2011-13 |                      | 2012-14 |                      | 2013-15 |                      | 2014-16 |                      | 2015-17 |                      |
|-----------------------|----------------|---------|----------------------|---------|----------------------|---------|----------------------|---------|----------------------|---------|----------------------|
|                       |                | N       | Weighted%<br>(95%CI) | N       | Weighted%<br>(95%CI) | N       | Weighted%<br>(95%CI) | N       | Weighted%<br>(95%CI) | N       | Weighted%<br>(95%CI) |
| Less than high school | Daily smoker   | 728     | 30.1<br>(27.7, 32.5) | 614     | 27.3<br>(24.9, 29.7) | 497     | 27.0<br>(24.3, 29.7) | 385     | 26.7<br>(23.7, 29.6) | 318     | 25.5<br>(22.4, 28.5) |
|                       | Someday smoker | 221     | 9.9<br>(8.2, 11.6)   | 210     | 10.1<br>(8.4, 11.8)  | 174     | 10.3<br>(8.3, 12.3)  | 135     | 9.6<br>(7.5, 11.7)   | 105     | 10.3<br>(7.9, 12.7)  |
|                       | Former smoker  | 800     | 23.1<br>(21.1, 25.0) | 740     | 23.7<br>(21.7, 25.7) | 661     | 23.7<br>(21.5, 25.9) | 570     | 24.8<br>(22.4, 27.3) | 489     | 24.9<br>(22.2, 27.5) |
|                       | Never smoker   | 1119    | 36.9<br>(34.4, 39.4) | 1066    | 38.9<br>(36.4, 41.4) | 891     | 39.0<br>(36.2, 41.8) | 734     | 38.9<br>(35.9, 41.9) | 579     | 39.3<br>(35.9, 42.7) |
| High school           | Daily smoker   | 1482    | 21.4<br>(20.2, 22.7) | 1349    | 19.9<br>(18.7, 21.1) | 1185    | 19.4<br>(18.1, 20.6) | 1016    | 17.8<br>(16.6, 19.1) | 892     | 17.5<br>(16.1, 18.8) |
|                       | Someday smoker | 450     | 6.2<br>(5.5, 7.0)    | 434     | 6.4<br>(5.6, 7.1)    | 386     | 6.3<br>(5.6, 7.1)    | 353     | 6.3<br>(5.5, 7.2)    | 300     | 6.3<br>(5.4, 7.1)    |
|                       | Former smoker  | 2240    | 24.6<br>(23.4, 25.8) | 2255    | 25.4<br>(24.2, 26.5) | 2206    | 26.0<br>(24.7, 27.3) | 2076    | 26.2<br>(24.8, 27.5) | 1808    | 25.0<br>(23.6, 26.4) |
|                       | Never smoker   | 3588    | 47.7<br>(46.2, 49.3) | 3590    | 48.4<br>(46.9, 49.8) | 3440    | 48.3<br>(46.7, 49.9) | 3273    | 49.7<br>(48.0, 51.3) | 3011    | 51.3<br>(49.6, 53.0) |
| Some college          | Daily smoker   | 1082    | 16.8<br>(15.6, 17.9) | 996     | 15.3<br>(14.2, 16.4) | 933     | 15.1<br>(14.0, 16.2) | 854     | 13.8<br>(12.7, 14.9) | 747     | 12.9<br>(11.8, 14.0) |
|                       | Someday smoker | 415     | 6.5<br>(5.7, 7.3)    | 392     | 6.3<br>(5.5, 7.0)    | 384     | 6.2<br>(5.4, 7.0)    | 328     | 5.8<br>(5.0, 6.6)    | 339     | 6.6<br>(5.7, 7.5)    |
|                       | Former smoker  | 2089    | 25.7<br>(24.4, 26.9) | 2052    | 25.8<br>(24.6, 27.0) | 1996    | 25.7<br>(24.4, 27.0) | 1942    | 26.1<br>(24.7, 27.4) | 1860    | 26.0<br>(24.6, 27.4) |
|                       | Never smoker   | 3431    | 51.0<br>(49.5, 52.6) | 3489    | 52.6<br>(51.1, 54.1) | 3378    | 52.9<br>(51.4, 54.5) | 3337    | 54.4<br>(52.8, 56.0) | 3238    | 54.4<br>(52.8, 56.1) |
| College graduate      | Daily smoker   | 453     | 6.1<br>(5.4, 6.8)    | 423     | 5.4<br>(4.7, 6.0)    | 394     | 5.5<br>(4.8, 6.2)    | 343     | 5.2<br>(4.5, 6.0)    | 312     | 5.4<br>(4.6, 6.1)    |
|                       | Someday smoker | 225     | 3.4<br>(2.8, 4.0)    | 210     | 3.1<br>(2.6, 3.7)    | 186     | 3.0<br>(2.4, 3.6)    | 168     | 3.1<br>(2.5, 3.7)    | 149     | 3.0<br>(2.4, 3.6)    |
|                       | Former smoker  | 1871    | 23.7<br>(22.5, 25.0) | 1876    | 23.9<br>(22.7, 25.1) | 1851    | 23.5<br>(22.3, 24.7) | 1712    | 22.5<br>(21.3, 23.8) | 1592    | 22.1<br>(20.8, 23.3) |
|                       | Never smoker   | 4364    | 66.7<br>(65.4, 68.1) | 4548    | 67.6<br>(66.3, 68.9) | 4483    | 68.0<br>(66.6, 69.4) | 4371    | 69.1<br>(67.7, 70.6) | 4032    | 69.6<br>(68.1, 71.0) |

| Education             | Smoking Status | 2016-18 |                      | 2017-19 |                      | 2018-20 |                      | 2019-21 |                      |
|-----------------------|----------------|---------|----------------------|---------|----------------------|---------|----------------------|---------|----------------------|
|                       |                | N       | Weighted%<br>(95%CI) | N       | Weighted%<br>(95%CI) | N       | Weighted%<br>(95%CI) | N       | Weighted%<br>(95%CI) |
| Less than high school | Daily smoker   | 294     | 24.5<br>(21.5, 27.4) | 306     | 24.3<br>(21.4, 27.2) | 298     | 25.5<br>(22.5, 28.4) | 292     | 25.7<br>(22.7, 28.7) |
|                       | Someday smoker | 94      | 9.4<br>(7.2, 11.5)   | 91      | 9.2<br>(7.1, 11.4)   | 79      | 8.1<br>(6.0, 10.2)   | 70      | 7.5<br>(5.4, 9.6)    |
|                       | Former smoker  | 429     | 25.6<br>(22.8, 28.4) | 401     | 24.9<br>(22.2, 27.7) | 347     | 24.4<br>(21.6, 27.2) | 321     | 23.7<br>(20.8, 26.5) |
|                       | Never smoker   | 521     | 40.5<br>(37.1, 44.0) | 530     | 41.5<br>(38.2, 44.9) | 503     | 42.0<br>(38.6, 45.4) | 496     | 43.1<br>(39.7, 46.6) |
| High school           | Daily smoker   | 776     | 16.4<br>(15.1, 17.7) | 776     | 16.5<br>(15.2, 17.8) | 714     | 16.3<br>(15.0, 17.6) | 696     | 15.9<br>(14.6, 17.2) |
|                       | Someday smoker | 286     | 6.7<br>(5.7, 7.6)    | 288     | 6.8<br>(5.9, 7.7)    | 254     | 6.4<br>(5.5, 7.4)    | 224     | 5.8<br>(4.9, 6.6)    |
|                       | Former smoker  | 1573    | 24.7<br>(23.3, 26.1) | 1513    | 25.7<br>(24.2, 27.1) | 1364    | 26.6<br>(25.0, 28.1) | 1306    | 26.6<br>(25.1, 28.2) |
|                       | Never smoker   | 2681    | 52.3<br>(50.5, 54.0) | 2490    | 51.0<br>(49.2, 52.8) | 2191    | 50.7<br>(48.9, 52.6) | 2187    | 51.7<br>(49.9, 53.5) |
| Some college          | Daily smoker   | 675     | 12.6<br>(11.5, 13.7) | 623     | 12.1<br>(11.0, 13.2) | 622     | 12.8<br>(11.7, 13.9) | 615     | 12.0<br>(10.9, 13.0) |
|                       | Someday smoker | 298     | 6.3<br>(5.5, 7.2)    | 307     | 6.6<br>(5.8, 7.5)    | 253     | 5.8<br>(5.0, 6.6)    | 269     | 5.9<br>(5.0, 6.7)    |
|                       | Former smoker  | 1733    | 26.6<br>(25.1, 28.0) | 1653    | 26.4<br>(25.0, 27.8) | 1473    | 26.6<br>(25.1, 28.0) | 1497    | 27.4<br>(25.9, 28.9) |
|                       | Never smoker   | 3013    | 54.5<br>(52.9, 56.2) | 2841    | 54.9<br>(53.2, 56.5) | 2546    | 54.8<br>(53.1, 56.5) | 2556    | 54.8<br>(53.1, 56.5) |
| College graduate      | Daily smoker   | 276     | 4.9<br>(4.2, 5.7)    | 271     | 4.6<br>(3.9, 5.3)    | 249     | 4.6<br>(3.9, 5.4)    | 245     | 4.4<br>(3.7, 5.0)    |
|                       | Someday smoker | 153     | 3.2<br>(2.6, 3.8)    | 149     | 3.0<br>(2.4, 3.6)    | 133     | 2.8<br>(2.2, 3.4)    | 119     | 2.2<br>(1.7, 2.8)    |
|                       | Former smoker  | 1462    | 21.6<br>(20.4, 22.9) | 1417    | 21.6<br>(20.4, 22.9) | 1253    | 21.6<br>(20.3, 22.9) | 1278    | 22.0<br>(20.7, 23.3) |
|                       | Never smoker   | 3818    | 70.2<br>(68.8, 71.7) | 3775    | 70.8<br>(69.3, 72.2) | 3502    | 70.9<br>(69.5, 72.4) | 3628    | 71.4<br>(69.9, 72.9) |

Table 6. Three-year rolling weighted percentages of everyday and someday smokers among Oklahoma adults by income, Oklahoma BRFSS 2011 – 2021

| Income                     | Smoking Status | 2011-13 |                      | 2012-14 |                      | 2013-15 |                      | 2014-16 |                      | 2015-17 |                      |
|----------------------------|----------------|---------|----------------------|---------|----------------------|---------|----------------------|---------|----------------------|---------|----------------------|
|                            |                | N       | Weighted%<br>(95%CI) | N       | Weighted%<br>(95%CI) | N       | Weighted%<br>(95%CI) | N       | Weighted%<br>(95%CI) | N       | Weighted%<br>(95%CI) |
| Less than 15,000           | Daily smoker   | 961     | 32.5<br>(30.2, 34.9) | 807     | 29.2<br>(27.0, 31.4) | 664     | 28.4<br>(26.0, 30.9) | 500     | 26.8<br>(24.0, 29.5) | 404     | 24.7<br>(21.9, 27.6) |
|                            | Someday smoker | 352     | 10.6<br>(9.1, 12.0)  | 309     | 10.4<br>(9.0, 11.9)  | 263     | 10.6<br>(8.9, 12.2)  | 198     | 9.8<br>(8.0, 11.5)   | 170     | 10.6<br>(8.6, 12.6)  |
|                            | Former smoker  | 850     | 19.6<br>(17.9, 21.4) | 798     | 20.7<br>(18.9, 22.5) | 698     | 21.6<br>(19.5, 23.6) | 572     | 22.1<br>(19.8, 24.3) | 470     | 21.9<br>(19.4, 24.3) |
|                            | Never smoker   | 1256    | 37.3<br>(34.8, 39.7) | 1184    | 39.7<br>(37.3, 42.1) | 1014    | 39.4<br>(36.7, 42.2) | 875     | 41.4<br>(38.3, 44.5) | 752     | 42.8<br>(39.5, 46.1) |
|                            |                |         |                      |         |                      |         |                      |         |                      |         |                      |
| 15,000 to Less than 25,000 | Daily smoker   | 898     | 23.6<br>(21.8, 25.4) | 819     | 22.9<br>(21.1, 24.7) | 739     | 24.2<br>(22.2, 26.3) | 621     | 23.0<br>(20.8, 25.2) | 524     | 22.3<br>(20.1, 24.6) |
|                            | Someday smoker | 301     | 8.7<br>(7.4, 10.1)   | 287     | 8.2<br>(6.9, 9.5)    | 239     | 7.3<br>(6.0, 8.5)    | 205     | 7.3<br>(6.0, 8.6)    | 169     | 7.7<br>(6.2, 9.2)    |
|                            | Former smoker  | 1333    | 24.1<br>(22.5, 25.6) | 1262    | 24.1<br>(22.6, 25.7) | 1182    | 24.5<br>(22.7, 26.2) | 1074    | 25.2<br>(23.3, 27.1) | 931     | 24.0<br>(22.0, 25.9) |
|                            | Never smoker   | 2004    | 43.6<br>(41.6, 45.6) | 1960    | 44.7<br>(42.7, 46.7) | 1775    | 44.0<br>(41.8, 46.2) | 1611    | 44.6<br>(42.2, 46.9) | 1461    | 46.0<br>(43.4, 48.5) |
|                            |                |         |                      |         |                      |         |                      |         |                      |         |                      |
| 25,000 to Less than 35,000 | Daily smoker   | 448     | 19.7<br>(17.6, 21.8) | 396     | 18.0<br>(16.0, 20.1) | 324     | 16.5<br>(14.4, 18.7) | 283     | 15.3<br>(13.1, 17.5) | 241     | 14.9<br>(12.7, 17.2) |
|                            | Someday smoker | 155     | 7.0<br>(5.6, 8.3)    | 160     | 7.9<br>(6.4, 9.4)    | 130     | 6.6<br>(5.2, 8.1)    | 120     | 7.2<br>(5.6, 8.8)    | 107     | 7.1<br>(5.3, 8.8)    |
|                            | Former smoker  | 806     | 26.3<br>(24.1, 28.5) | 813     | 26.3<br>(24.2, 28.4) | 777     | 26.0<br>(23.8, 28.2) | 715     | 26.1<br>(23.8, 28.5) | 633     | 25.8<br>(23.4, 28.3) |
|                            | Never smoker   | 1306    | 47.0<br>(44.4, 49.6) | 1317    | 47.7<br>(45.2, 50.3) | 1257    | 50.8<br>(48.1, 53.6) | 1145    | 51.4<br>(48.5, 54.3) | 1002    | 52.1<br>(49.0, 55.2) |
|                            |                |         |                      |         |                      |         |                      |         |                      |         |                      |
| 35,000 to Less than 50,000 | Daily smoker   | 449     | 16.1<br>(14.4, 17.8) | 403     | 14.6<br>(13.0, 16.2) | 355     | 14.3<br>(12.6, 16.0) | 306     | 14.2<br>(12.3, 16.1) | 276     | 14.8<br>(12.7, 16.8) |
|                            | Someday smoker | 143     | 5.4<br>(4.3, 6.4)    | 131     | 5.3<br>(4.3, 6.4)    | 129     | 5.4<br>(4.3, 6.5)    | 109     | 4.9<br>(3.7, 6.0)    | 107     | 5.2<br>(4.0, 6.5)    |
|                            | Former smoker  | 1053    | 27.9<br>(26.0, 29.8) | 997     | 27.8<br>(26.0, 29.7) | 964     | 27.8<br>(25.8, 29.8) | 893     | 27.2<br>(25.1, 29.3) | 814     | 27.7<br>(25.5, 30.0) |
|                            | Never smoker   | 1674    | 50.6<br>(48.4, 52.9) | 1686    | 52.2<br>(50.0, 54.4) | 1613    | 52.5<br>(50.2, 54.9) | 1511    | 53.7<br>(51.2, 56.3) | 1343    | 52.3<br>(49.6, 55.0) |
|                            |                |         |                      |         |                      |         |                      |         |                      |         |                      |
| 50,000 or more             | Daily smoker   | 666     | 10.3<br>(9.4, 11.2)  | 634     | 9.3<br>(8.5, 10.2)   | 590     | 9.4<br>(8.5, 10.4)   | 556     | 9.3<br>(8.4, 10.3)   | 487     | 9.0<br>(8.0, 10.0)   |
|                            | Someday smoker | 256     | 4.0<br>(3.4, 4.6)    | 245     | 3.7<br>(3.2, 4.3)    | 242     | 4.4<br>(3.7, 5.2)    | 223     | 4.3<br>(3.5, 5.1)    | 204     | 4.7<br>(3.8, 5.5)    |
|                            | Former smoker  | 2208    | 26.3                 | 2325    | 27.3                 | 2254    | 26.9                 | 2128    | 26.8                 | 1921    | 26.2                 |

| Income | Smoking Status | 2011-13 |                      | 2012-14 |                      | 2013-15 |                      | 2014-16 |                      | 2015-17 |                      |
|--------|----------------|---------|----------------------|---------|----------------------|---------|----------------------|---------|----------------------|---------|----------------------|
|        |                | N       | Weighted%<br>(95%CI) | N       | Weighted%<br>(95%CI) | N       | Weighted%<br>(95%CI) | N       | Weighted%<br>(95%CI) | N       | Weighted%<br>(95%CI) |
|        |                |         | (25.1, 27.5)         |         | (26.1, 28.4)         |         | (25.6, 28.1)         |         | (25.5, 28.2)         |         | (24.9, 27.6)         |
|        | Never smoker   | 4580    | 59.4<br>(58.0, 60.7) | 4785    | 59.7<br>(58.4, 61.0) | 4635    | 59.3<br>(57.8, 60.7) | 4488    | 59.5<br>(58.0, 61.0) | 4084    | 60.1<br>(58.5, 61.7) |

| Income                     | Smoking Status | 2016-18 |                      | 2017-19 |                      | 2018-20 |                      | 2019-21 |                      |
|----------------------------|----------------|---------|----------------------|---------|----------------------|---------|----------------------|---------|----------------------|
|                            |                | N       | Weighted%<br>(95%CI) | N       | Weighted%<br>(95%CI) | N       | Weighted%<br>(95%CI) | N       | Weighted%<br>(95%CI) |
| Less than 15,000           | Daily smoker   | 336     | 24.6<br>(21.6, 27.5) | 327     | 23.9<br>(21.0, 26.7) | 292     | 25.2<br>(22.1, 28.3) | 273     | 24.9<br>(21.7, 28.1) |
|                            | Someday smoker | 143     | 10.2<br>(8.2, 12.2)  | 136     | 10.7<br>(8.6, 12.7)  | 110     | 9.4<br>(7.3, 11.5)   | 90      | 8.1<br>(6.0, 10.2)   |
|                            | Former smoker  | 405     | 21.3<br>(18.8, 23.7) | 376     | 21.7<br>(19.2, 24.3) | 299     | 21.2<br>(18.4, 24.0) | 285     | 23.3<br>(20.2, 26.4) |
|                            | Never smoker   | 663     | 43.9<br>(40.6, 47.3) | 573     | 43.7<br>(40.3, 47.2) | 501     | 44.1<br>(40.5, 47.7) | 460     | 43.7<br>(40.0, 47.4) |
| 15,000 to Less than 25,000 | Daily smoker   | 453     | 20.8<br>(18.6, 23.0) | 454     | 21.3<br>(19.2, 23.5) | 433     | 21.0<br>(18.8, 23.2) | 394     | 20.6<br>(18.3, 22.8) |
|                            | Someday smoker | 149     | 8.2<br>(6.5, 9.8)    | 154     | 8.4<br>(6.8, 10.1)   | 138     | 7.4<br>(5.8, 8.9)    | 130     | 7.1<br>(5.7, 8.6)    |
|                            | Former smoker  | 799     | 23.4<br>(21.4, 25.4) | 731     | 22.6<br>(20.7, 24.6) | 665     | 23.7<br>(21.6, 25.7) | 585     | 23.7<br>(21.6, 25.9) |
|                            | Never smoker   | 1339    | 47.7<br>(45.1, 50.2) | 1281    | 47.6<br>(45.1, 50.2) | 1144    | 48.0<br>(45.4, 50.6) | 1031    | 48.6<br>(45.9, 51.3) |
| 25,000 to Less than 35,000 | Daily smoker   | 240     | 16.4<br>(14.0, 18.7) | 235     | 16.7<br>(14.3, 19.1) | 236     | 18.3<br>(15.7, 20.9) | 246     | 17.8<br>(15.4, 20.3) |
|                            | Someday smoker | 111     | 8.2<br>(6.3, 10.2)   | 89      | 7.0<br>(5.2, 8.8)    | 77      | 6.1<br>(4.5, 7.8)    | 70      | 5.7<br>(4.1, 7.3)    |
|                            | Former smoker  | 566     | 25.7<br>(23.1, 28.3) | 533     | 26.1<br>(23.5, 28.8) | 463     | 26.9<br>(24.1, 29.7) | 471     | 27.2<br>(24.4, 29.9) |
|                            | Never smoker   | 886     | 49.7<br>(46.5, 52.8) | 848     | 50.2<br>(47.0, 53.3) | 761     | 48.7<br>(45.4, 51.9) | 796     | 49.3<br>(46.1, 52.4) |
| 35,000 to Less than 50,000 | Daily smoker   | 263     | 14.6<br>(12.5, 16.6) | 243     | 13.0<br>(11.1, 14.8) | 220     | 11.9<br>(10.1, 13.8) | 225     | 12.3<br>(10.5, 14.2) |
|                            | Someday smoker | 101     | 5.7<br>(4.3, 7.1)    | 102     | 6.2<br>(4.7, 7.6)    | 87      | 6.8<br>(5.0, 8.6)    | 87      | 6.6<br>(4.8, 8.3)    |
|                            | Former smoker  | 732     | 27.6<br>(25.3, 29.9) | 694     | 28.2<br>(25.9, 30.5) | 627     | 27.1<br>(24.7, 29.4) | 573     | 25.9<br>(23.5, 28.2) |

| Income         | Smoking Status | 2016-18 |                      | 2017-19 |                      | 2018-20 |                      | 2019-21 |                      |
|----------------|----------------|---------|----------------------|---------|----------------------|---------|----------------------|---------|----------------------|
|                |                | N       | Weighted%<br>(95%CI) | N       | Weighted%<br>(95%CI) | N       | Weighted%<br>(95%CI) | N       | Weighted%<br>(95%CI) |
| 50,000 or more | Never smoker   | 1221    | 52.1<br>(49.3, 54.8) | 1148    | 52.6<br>(49.9, 55.4) | 1107    | 54.2<br>(51.4, 57.0) | 1110    | 55.2<br>(52.4, 58.1) |
|                | Daily smoker   | 442     | 8.2<br>(7.3, 9.2)    | 438     | 7.9<br>(7.0, 8.8)    | 432     | 8.1<br>(7.2, 9.0)    | 431     | 7.8<br>(6.9, 8.6)    |
|                | Someday smoker | 197     | 4.0<br>(3.3, 4.7)    | 226     | 4.3<br>(3.7, 5.0)    | 209     | 3.9<br>(3.3, 4.5)    | 203     | 3.9<br>(3.2, 4.5)    |
|                | Former smoker  | 1847    | 27.0<br>(25.6, 28.3) | 1865    | 26.8<br>(25.5, 28.2) | 1702    | 26.8<br>(25.5, 28.2) | 1742    | 27.4<br>(26.0, 28.8) |
|                | Never smoker   | 3933    | 60.8<br>(59.3, 62.4) | 3977    | 60.9<br>(59.4, 62.4) | 3691    | 61.2<br>(59.6, 62.7) | 3756    | 60.9<br>(59.4, 62.5) |
|                |                |         |                      |         |                      |         |                      |         |                      |

Table 7. Proportion of everyday and someday smokers among Oklahoma adults by area of residence, Oklahoma BRFSS 2011 – 2021

| Area of Residence | Smoking Status | 2011 |                      | 2012 |                      | 2013 |                      | 2014 |                      | 2015 |                      |
|-------------------|----------------|------|----------------------|------|----------------------|------|----------------------|------|----------------------|------|----------------------|
|                   |                | N    | Weighted%<br>(95%CI) | N    | Weighted%<br>(95%CI) | N    | Weighted%<br>(95%CI) | N    | Weighted%<br>(95%CI) | N    | Weighted%<br>(95%CI) |
| Urban             | Daily smoker   | 582  | 19.2<br>(17.3, 21.2) | 350  | 13.3<br>(11.8, 14.9) | 393  | 14.5<br>(12.9, 16.2) | 305  | 12.1<br>(10.5, 13.7) | 262  | 13.6<br>(11.5, 15.6) |
|                   | Someday smoker | 225  | 6.5<br>(5.3, 7.7)    | 158  | 5.9<br>(4.8, 7.0)    | 188  | 6.4<br>(5.3, 7.5)    | 161  | 6.3<br>(5.2, 7.5)    | 116  | 6.7<br>(4.9, 8.5)    |
|                   | Former smoker  | 1057 | 23.2<br>(21.4, 25)   | 748  | 24.2<br>(22.4, 26.1) | 937  | 24.2<br>(22.4, 26)   | 870  | 25.1<br>(23.3, 27)   | 699  | 23.3<br>(21.1, 25.4) |
|                   | Never smoker   | 1865 | 51.1<br>(48.8, 53.4) | 1537 | 56.5<br>(54.2, 58.8) | 1810 | 54.9<br>(52.7, 57.1) | 1657 | 56.4<br>(54.2, 58.7) | 1351 | 56.5<br>(53.6, 59.3) |
| Rural             | Daily smoker   | 812  | 20.4<br>(18.7, 22.1) | 864  | 19.6<br>(18.0, 21.2) | 747  | 19.5<br>(17.8, 21.1) | 725  | 17.3<br>(15.8, 18.8) | 580  | 17.8<br>(15.9, 19.6) |
|                   | Someday smoker | 238  | 6.1<br>(5.0, 7.2)    | 264  | 6.6<br>(5.6, 7.7)    | 239  | 6.3<br>(5.3, 7.3)    | 236  | 5.7<br>(4.7, 6.6)    | 190  | 5.8<br>(4.7, 6.9)    |
|                   | Former smoker  | 1425 | 25.8<br>(24.2, 27.4) | 1453 | 24.5<br>(23.0, 25.9) | 1390 | 24.8<br>(23.3, 26.3) | 1534 | 26.5<br>(25, 28)     | 1293 | 25.8<br>(23.9, 27.6) |
|                   | Never smoker   | 2304 | 47.8<br>(45.7, 49.8) | 2574 | 49.3<br>(47.4, 51.2) | 2430 | 49.5<br>(47.6, 51.4) | 2709 | 50.5<br>(48.7, 52.3) | 2262 | 50.6<br>(48.4, 52.9) |

| Area of Residence | Smoking Status | 2016 |                      | 2017 |                      | 2018 |                      | 2019 |                      | 2020 |                      |
|-------------------|----------------|------|----------------------|------|----------------------|------|----------------------|------|----------------------|------|----------------------|
|                   |                | N    | Weighted%<br>(95%CI) | N    | Weighted%<br>(95%CI) | N    | Weighted%<br>(95%CI) | N    | Weighted%<br>(95%CI) | N    | Weighted%<br>(95%CI) |
| Urban             | Daily smoker   | 202  | 11.0<br>(9.1, 12.8)  | 217  | 11.4<br>(9.7, 13.1)  | 165  | 10.3<br>(8.6, 12.1)  | 184  | 10.9<br>(9.2, 12.7)  | 169  | 12.2<br>(10.2, 14.2) |
|                   | Someday smoker | 106  | 5.8<br>(4.4, 7.2)    | 105  | 7.1<br>(5.4, 8.7)    | 86   | 5.9<br>(4.5, 7.3)    | 88   | 5.7<br>(4.4, 7.0)    | 67   | 5.1<br>(3.7, 6.5)    |
|                   | Former smoker  | 662  | 22.2<br>(20.2, 24.2) | 642  | 24.2<br>(22.0, 26.4) | 519  | 23.9<br>(21.6, 26.3) | 551  | 24.1<br>(22.0, 26.2) | 429  | 23.3<br>(20.9, 25.7) |
|                   | Never smoker   | 1441 | 61.1<br>(58.4, 63.7) | 1261 | 57.3<br>(54.6, 60.0) | 1084 | 59.8<br>(57.1, 62.6) | 1208 | 59.3<br>(56.7, 61.9) | 962  | 59.4<br>(56.5, 62.3) |
| Rural             | Daily smoker   | 527  | 16.3<br>(14.6, 18.0) | 485  | 14.7<br>(13.2, 16.2) | 430  | 16.3<br>(14.5, 18.0) | 499  | 14.9<br>(13.4, 16.4) | 439  | 15.4<br>(13.8, 17.0) |
|                   | Someday smoker | 175  | 5.4<br>(4.3, 6.4)    | 201  | 6.7<br>(5.6, 7.9)    | 158  | 6.1<br>(4.9, 7.2)    | 198  | 5.8<br>(4.8, 6.7)    | 123  | 5.0<br>(3.8, 6.2)    |
|                   | Former smoker  | 1252 | 26.8<br>(25.1, 28.6) | 1214 | 24.8<br>(23.2, 26.4) | 920  | 25.5<br>(23.7, 27.4) | 1148 | 26.2<br>(24.5, 27.9) | 878  | 26.7<br>(24.8, 28.6) |
|                   | Never smoker   | 2325 | 51.5<br>(49.4, 53.5) | 2246 | 53.8<br>(51.8, 55.8) | 1698 | 52.1<br>(49.9, 54.4) | 2160 | 53.2<br>(51.2, 55.2) | 1655 | 52.9<br>(50.7, 55.1) |

| Area of Residence | Smoking Status | 2021 |                      |
|-------------------|----------------|------|----------------------|
|                   |                | N    | Weighted%<br>(95%CI) |
| Urban             | Daily smoker   | 135  | 8.7<br>(7.0, 10.4)   |
|                   | Someday smoker | 56   | 4.2<br>(2.9, 5.5)    |
|                   | Former smoker  | 417  | 26.9<br>(24.3, 29.6) |
|                   | Never smoker   | 934  | 60.1<br>(57.1, 63.1) |
| Rural             | Daily smoker   | 424  | 14.8<br>(13.3, 16.4) |
|                   | Someday smoker | 152  | 5.2<br>(4.2, 6.2)    |
|                   | Former smoker  | 991  | 24.7<br>(23.0, 26.5) |
|                   | Never smoker   | 1984 | 55.3<br>(53.2, 57.4) |



Table 8. Proportion of everyday and someday smokers among Oklahoma adults by poor physical health, Oklahoma BRFSS 2011 – 2021

| Poor Physical Health | Smoking Status | 2011 |                      | 2012 |                      | 2013 |                      | 2014 |                      | 2015 |                      |
|----------------------|----------------|------|----------------------|------|----------------------|------|----------------------|------|----------------------|------|----------------------|
|                      |                | N    | Weighted% (95%CI)    | N    | Weighted% (95%CI)    | N    | Weighted% (95%CI)    | N    | Weighted% (95%CI)    | N    | Weighted% (95%CI)    |
| Yes                  | Daily smoker   | 342  | 28.0<br>(24.7, 31.4) | 305  | 26.6<br>(23.2, 30.0) | 283  | 25.2<br>(22.0, 28.4) | 244  | 22.1<br>(19.0, 25.1) | 197  | 20.7<br>(17.2, 24.2) |
|                      | Someday smoker | 124  | 8.7<br>(6.6, 10.8)   | 98   | 7.9<br>(6.0, 9.7)    | 105  | 9.0<br>(7.0, 11.1)   | 106  | 9.1<br>(6.9, 11.2)   | 84   | 11.7<br>(8.0, 15.4)  |
|                      | Former smoker  | 491  | 30.2<br>(27.0, 33.3) | 411  | 29.7<br>(26.5, 32.9) | 431  | 29.3<br>(26.3, 32.4) | 494  | 33.7<br>(30.5, 36.8) | 400  | 32.7<br>(28.8, 36.6) |
|                      | Never smoker   | 507  | 33.1<br>(29.8, 36.5) | 519  | 35.8<br>(32.4, 39.3) | 516  | 36.4<br>(33.1, 39.8) | 494  | 35.2<br>(31.9, 38.4) | 417  | 34.9<br>(30.7, 39.1) |
| No                   | Daily smoker   | 1052 | 18.6<br>(17.2, 20.0) | 909  | 15.4<br>(14.2, 16.6) | 857  | 16.1<br>(14.9, 17.4) | 786  | 13.9<br>(12.8, 15.1) | 645  | 15.2<br>(13.7, 16.7) |
|                      | Someday smoker | 339  | 5.8<br>(5.0, 6.7)    | 324  | 6.1<br>(5.2, 6.9)    | 322  | 5.9<br>(5.1, 6.7)    | 291  | 5.4<br>(4.6, 6.2)    | 222  | 5.2<br>(4.3, 6.2)    |
|                      | Former smoker  | 1991 | 23.9<br>(22.5, 25.2) | 1790 | 23.5<br>(22.3, 24.8) | 1896 | 23.8<br>(22.5, 25.0) | 1910 | 24.7<br>(23.4, 25.9) | 1592 | 23.3<br>(21.8, 24.8) |
|                      | Never smoker   | 3662 | 51.7<br>(50.0, 53.4) | 3592 | 55.0<br>(53.4, 56.6) | 3724 | 54.2<br>(52.7, 55.8) | 3872 | 56.0<br>(54.4, 57.5) | 3196 | 56.3<br>(54.4, 58.2) |
| Poor Physical Health | Smoking Status | 2016 |                      | 2017 |                      | 2018 |                      | 2019 |                      | 2020 |                      |
|                      |                | N    | Weighted% (95%CI)    | N    | Weighted% (95%CI)    | N    | Weighted% (95%CI)    | N    | Weighted% (95%CI)    | N    | Weighted% (95%CI)    |
| Yes                  | Daily smoker   | 200  | 24.2<br>(20.3, 28.0) | 170  | 19.9<br>(16.5, 23.3) | 151  | 22.6<br>(18.8, 26.5) | 173  | 21.4<br>(17.8, 24.9) | 149  | 25.3<br>(21.1, 29.6) |
|                      | Someday smoker | 60   | 7.7<br>(5.4, 9.9)    | 80   | 9.9<br>(7.3, 12.4)   | 55   | 9.0<br>(6.1, 11.8)   | 69   | 9.4<br>(6.8, 12.0)   | 37   | 6.2<br>(3.8, 8.7)    |
|                      | Former smoker  | 358  | 30.9<br>(27.3, 34.4) | 348  | 30.8<br>(27.2, 34.4) | 268  | 28.1<br>(24.2, 31.9) | 295  | 29.0<br>(25.5, 32.5) | 204  | 30.9<br>(26.4, 35.3) |
|                      | Never smoker   | 464  | 37.3<br>(33.5, 41.1) | 413  | 39.4<br>(35.3, 43.6) | 339  | 40.3<br>(35.9, 44.7) | 378  | 40.2<br>(36.2, 44.2) | 268  | 37.6<br>(33.0, 42.2) |
| No                   | Daily smoker   | 505  | 12.1<br>(10.8, 13.4) | 506  | 11.9<br>(10.7, 13.1) | 424  | 12.0<br>(10.6, 13.3) | 478  | 11.6<br>(10.4, 12.9) | 435  | 12.1<br>(10.8, 13.4) |
|                      | Someday smoker | 202  | 4.8<br>(4.0, 5.7)    | 215  | 6.3<br>(5.3, 7.4)    | 181  | 5.3<br>(4.4, 6.2)    | 202  | 4.9<br>(4.1, 5.7)    | 145  | 4.9<br>(3.9, 5.9)    |
|                      | Former smoker  | 150  | 23.7<br>(22.3, 25.2) | 1432 | 23.2<br>(21.7, 24.6) | 1131 | 24.1<br>(22.5, 25.7) | 1338 | 24.6<br>(23.1, 26.1) | 1055 | 24.4<br>(22.7, 26.0) |
|                      | Never smoker   | 320  | 59.3<br>(57.5, 61.1) | 3016 | 58.7<br>(56.9, 60.4) | 2389 | 58.6<br>(56.7, 60.5) | 2862 | 58.9<br>(57.1, 60.6) | 2261 | 58.6<br>(56.7, 60.6) |

| Poor<br>Physical<br>Health | Smoking Status | 2021 |                      |
|----------------------------|----------------|------|----------------------|
|                            |                | N    | Weighted%<br>(95%CI) |
| Yes                        | Daily smoker   | 123  | 20.5<br>(16.7, 24.3) |
|                            | Someday smoker | 44   | 8.5<br>(5.5, 11.5)   |
|                            | Former smoker  | 214  | 28.8<br>(24.6, 33.0) |
|                            | Never smoker   | 297  | 42.2<br>(37.6, 46.9) |
| No                         | Daily smoker   | 408  | 10.9<br>(9.6, 12.1)  |
|                            | Someday smoker | 149  | 4.0<br>(3.2, 4.8)    |
|                            | Former smoker  | 1131 | 25.2<br>(23.6, 26.9) |
|                            | Never smoker   | 2499 | 59.9<br>(57.9, 61.8) |

Table 9. Proportion of everyday and someday smokers among Oklahoma adults by Frequent Mental Distress (FMD), Oklahoma BRFSS 2011 – 2021

| Frequent Mental Distress | Smoking Status | 2011 |                      | 2012 |                      | 2013 |                      | 2014 |                      | 2015 |                      |
|--------------------------|----------------|------|----------------------|------|----------------------|------|----------------------|------|----------------------|------|----------------------|
|                          |                | N    | Weighted% (95%CI)    | N    | Weighted% (95%CI)    | N    | Weighted% (95%CI)    | N    | Weighted% (95%CI)    | N    | Weighted% (95%CI)    |
| Yes                      | Daily smoker   | 379  | 33.8<br>(29.9, 37.6) | 304  | 31.3<br>(27.5, 35.1) | 303  | 34.1<br>(30.0, 38.2) | 255  | 28.7<br>(25.1, 32.3) | 186  | 28.4<br>(23.8, 32.9) |
|                          | Someday smoker | 114  | 9.4<br>(6.8, 12.1)   | 110  | 11.6<br>(8.7, 14.5)  | 100  | 11.1<br>(8.6, 13.7)  | 93   | 10.2<br>(7.7, 12.7)  | 79   | 12.8<br>(9.0, 16.6)  |
|                          | Former smoker  | 328  | 22.6<br>(19.5, 25.7) | 248  | 20.8<br>(17.7, 23.9) | 276  | 21.9<br>(18.8, 25)   | 301  | 24.7<br>(21.6, 27.9) | 211  | 22.5<br>(18.6, 26.4) |
|                          | Never smoker   | 395  | 34.2<br>(30.2, 38.1) | 369  | 36.3<br>(32.3, 40.3) | 375  | 32.9<br>(29, 36.7)   | 381  | 36.3<br>(32.6, 40.1) | 280  | 36.4<br>(31.4, 41.3) |
| No                       | Daily smoker   | 1015 | 17.5<br>(16.2, 18.9) | 910  | 14.8<br>(13.6, 16.0) | 837  | 14.6<br>(13.5, 15.8) | 775  | 13.0<br>(11.9, 14.1) | 656  | 14.2<br>(12.7, 15.6) |
|                          | Someday smoker | 349  | 5.7<br>(4.8, 6.5)    | 312  | 5.5<br>(4.8, 6.3)    | 327  | 5.5<br>(4.8, 6.3)    | 304  | 5.3<br>(4.5, 6.1)    | 227  | 5.2<br>(4.2, 6.2)    |
|                          | Former smoker  | 2154 | 25.1<br>(23.8, 26.4) | 1953 | 24.9<br>(23.7, 26.2) | 2051 | 25.0<br>(23.7, 26.2) | 2103 | 26.1<br>(24.9, 27.4) | 1781 | 25.0<br>(23.5, 26.5) |
|                          | Never smoker   | 3774 | 51.7<br>(50.1, 53.4) | 3742 | 54.8<br>(53.2, 56.3) | 3865 | 54.9<br>(53.3, 56.4) | 3985 | 55.5<br>(54.0, 57.0) | 3333 | 55.6<br>(53.7, 57.5) |

| Frequent Mental Distress | Smoking Status | 2016 |                      | 2017 |                      | 2018 |                      | 2019 |                      | 2020 |                      |
|--------------------------|----------------|------|----------------------|------|----------------------|------|----------------------|------|----------------------|------|----------------------|
|                          |                | N    | Weighted% (95%CI)    | N    | Weighted% (95%CI)    | N    | Weighted% (95%CI)    | N    | Weighted% (95%CI)    | N    | Weighted% (95%CI)    |
| Yes                      | Daily smoker   | 180  | 27.4<br>(23.1, 31.7) | 163  | 23.3<br>(19.5, 27.0) | 154  | 24.3<br>(20.1, 28.4) | 178  | 24.7<br>(20.8, 28.6) | 175  | 26.7<br>(22.6, 30.7) |
|                          | Someday smoker | 62   | 8.6<br>(5.7, 11.6)   | 71   | 10.6<br>(7.4, 13.7)  | 61   | 10.7<br>(7.6, 13.8)  | 65   | 9.1<br>(6.5, 11.6)   | 44   | 7.1<br>(4.7, 9.4)    |
|                          | Former smoker  | 234  | 24.5<br>(20.9, 28.2) | 233  | 22.9<br>(19.6, 26.2) | 176  | 21.7<br>(17.9, 25.4) | 220  | 24.4<br>(20.8, 27.9) | 181  | 25.5<br>(21.6, 29.4) |
|                          | Never smoker   | 333  | 39.4<br>(34.9, 43.9) | 338  | 43.3<br>(38.8, 47.8) | 276  | 43.4<br>(38.5, 48.3) | 324  | 41.9<br>(37.6, 46.2) | 268  | 40.8<br>(36.2, 45.3) |
| No                       | Daily smoker   | 532  | 11.7<br>(10.4, 12.9) | 515  | 11.1<br>(10.0, 12.2) | 418  | 11.5<br>(10.2, 12.8) | 466  | 10.7<br>(9.5, 11.8)  | 406  | 11.4<br>(10.1, 12.7) |
|                          | Someday smoker | 209  | 4.9<br>(4.1, 5.8)    | 229  | 6.2<br>(5.2, 7.2)    | 173  | 5.0<br>(4.0, 5.9)    | 212  | 5.1<br>(4.3, 5.9)    | 137  | 4.5<br>(3.6, 5.5)    |
|                          | Former smoker  | 1643 | 25.0<br>(23.5, 26.4) | 1577 | 24.9<br>(23.4, 26.3) | 1237 | 25.6<br>(23.9, 27.2) | 1426 | 25.6<br>(24.1, 27.1) | 1080 | 25.2<br>(23.6, 26.9) |
|                          | Never smoker   | 3362 | 58.4<br>(56.6, 60.1) | 3105 | 57.8<br>(56.0, 59.5) | 2449 | 58.0<br>(56.1, 59.9) | 2930 | 58.6<br>(56.9, 60.3) | 2261 | 58.8<br>(56.9, 60.8) |

Frequent Mental Distress = 14 or more days of poor mental health

| Frequent<br>Mental<br>Distress | Smoking<br>Status | 2021 |                      |
|--------------------------------|-------------------|------|----------------------|
|                                |                   | N    | Weighted%<br>(95%CI) |
| Yes                            | Daily smoker      | 148  | 21.2<br>(17.5, 24.9) |
|                                | Someday<br>smoker | 47   | 6.8<br>(4.5, 9.0)    |
|                                | Former<br>smoker  | 213  | 26.4<br>(22.5, 30.3) |
|                                | Never smoker      | 333  | 45.6<br>(41.2, 50.1) |
| No                             | Daily smoker      | 382  | 9.9<br>(8.8, 11.1)   |
|                                | Someday<br>smoker | 152  | 4.3<br>(3.5, 5.2)    |
|                                | Former<br>smoker  | 1148 | 25.6<br>(23.9, 27.3) |
|                                | Never smoker      | 2503 | 60.2<br>(58.2, 62.1) |

Frequent Mental Distress = 14 or more days of poor mental health

Table 10. Proportion of everyday and someday smokers among Oklahoma adults by health insurance coverage, Oklahoma BRFSS 2011 – 2021

| Health Insurance Status | Smoking Status | 2011 |                      | 2012 |                      | 2013 |                      | 2014 |                      | 2015 |                      |
|-------------------------|----------------|------|----------------------|------|----------------------|------|----------------------|------|----------------------|------|----------------------|
|                         |                | N    | Weighted% (95%CI)    | N    | Weighted% (95%CI)    | N    | Weighted% (95%CI)    | N    | Weighted% (95%CI)    | N    | Weighted% (95%CI)    |
| Insured                 | Daily smoker   | 1039 | 17.0<br>(15.7, 18.3) | 924  | 14.2<br>(13.1, 15.3) | 853  | 14.6<br>(13.4, 15.8) | 819  | 13.0<br>(12.0, 14.1) | 696  | 14.0<br>(12.6, 15.4) |
|                         | Someday smoker | 353  | 5.3<br>(4.5, 6.1)    | 322  | 5.7<br>(4.8, 6.5)    | 320  | 5.4<br>(4.7, 6.2)    | 335  | 5.6<br>(4.8, 6.3)    | 259  | 5.7<br>(4.7, 6.8)    |
|                         | Former smoker  | 2227 | 26.9<br>(25.5, 28.2) | 2023 | 26.6<br>(25.3, 27.9) | 2132 | 26.2<br>(24.9, 27.4) | 2256 | 27.3<br>(26.0, 28.5) | 1897 | 26.4<br>(24.9, 27.9) |
|                         | Never smoker   | 3644 | 50.8<br>(49.2, 52.4) | 3615 | 53.6<br>(52.0, 55.1) | 3791 | 53.8<br>(52.3, 55.3) | 4003 | 54.1<br>(52.6, 55.6) | 3374 | 53.8<br>(52.0, 55.7) |
| Uninsured               | Daily smoker   | 351  | 30.3<br>(26.7, 33.8) | 287  | 29.8<br>(26.2, 33.4) | 283  | 29.3<br>(25.9, 32.8) | 209  | 27.9<br>(23.9, 31.9) | 143  | 28.9<br>(23.8, 33.9) |
|                         | Someday smoker | 110  | 9.6<br>(7.2, 12.0)   | 100  | 9.5<br>(7.3, 11.7)   | 106  | 10.5<br>(8.2, 12.8)  | 60   | 8.1<br>(5.7, 10.5)   | 46   | 9.4<br>(6.1, 12.6)   |
|                         | Former smoker  | 248  | 17.0<br>(14.3, 19.6) | 176  | 14.8<br>(12.2, 17.3) | 189  | 17.9<br>(15, 20.7)   | 142  | 17.6<br>(14.3, 20.8) | 93   | 14.5<br>(10.9, 18.0) |
|                         | Never smoker   | 516  | 43.1<br>(39.3, 47.0) | 483  | 45.9<br>(42.1, 49.7) | 437  | 42.3<br>(38.6, 46.1) | 352  | 46.4<br>(42.1, 50.8) | 224  | 47.3<br>(41.6, 53)   |
| Health Insurance Status | Smoking Status | 2016 |                      | 2017 |                      | 2018 |                      | 2019 |                      | 2020 |                      |
|                         |                | N    | Weighted% (95%CI)    | N    | Weighted% (95%CI)    | N    | Weighted% (95%CI)    | N    | Weighted% (95%CI)    | N    | Weighted% (95%CI)    |
| Insured                 | Daily smoker   | 595  | 12.3<br>(11.1, 13.6) | 567  | 11.7<br>(10.6, 12.8) | 476  | 12.3<br>(11.0, 13.6) | 540  | 12.0<br>(10.8, 13.2) | 495  | 13.1<br>(11.8, 14.4) |
|                         | Someday smoker | 238  | 4.9<br>(4.1, 5.7)    | 262  | 6.5<br>(5.5, 7.5)    | 202  | 5.2<br>(4.4, 6.1)    | 234  | 5.2<br>(4.4, 5.9)    | 164  | 5.2<br>(4.2, 6.2)    |
|                         | Former smoker  | 1794 | 26.1<br>(24.7, 27.6) | 1748 | 26.6<br>(25.1, 28.0) | 1335 | 26.0<br>(24.4, 27.5) | 1573 | 26.7<br>(25.2, 28.1) | 1182 | 26.1<br>(24.5, 27.7) |
|                         | Never smoker   | 3486 | 56.6<br>(54.9, 58.3) | 3209 | 55.2<br>(53.5, 56.9) | 2528 | 56.5<br>(54.6, 58.4) | 3019 | 56.2<br>(54.5, 57.9) | 2333 | 55.6<br>(53.7, 57.5) |
| Uninsured               | Daily smoker   | 132  | 24.2<br>(19.7, 28.8) | 134  | 22.4<br>(18.3, 26.6) | 118  | 22.4<br>(18.1, 26.7) | 142  | 19.7<br>(16.2, 23.3) | 111  | 19.6<br>(15.7, 23.5) |
|                         | Someday smoker | 42   | 9.2<br>(5.9, 12.5)   | 44   | 9.1<br>(5.9, 12.3)   | 41   | 10.8<br>(7.1, 14.4)  | 52   | 9.0<br>(6.3, 11.7)   | 25   | 4.5<br>(2.4, 6.5)    |
|                         | Former smoker  | 114  | 17.7<br>(14.1, 21.3) | 105  | 13.4<br>(10.4, 16.5) | 99   | 18.1<br>(14.1, 22.1) | 123  | 17.9<br>(14.5, 21.3) | 121  | 21.1<br>(17.0, 25.3) |
|                         | Never smoker   | 268  | 48.8<br>(43.6, 54.0) | 282  | 55.0<br>(49.8, 60.1) | 245  | 48.7<br>(43.5, 54.0) | 340  | 53.4<br>(48.8, 57.9) | 267  | 54.8<br>(49.7, 59.9) |

| Health Insurance Status | Smoking Status | 2021 |                      |
|-------------------------|----------------|------|----------------------|
|                         |                | N    | Weighted% (95%CI)    |
| Insured                 | Daily smoker   | 448  | 10.8<br>(9.7, 12.0)  |
|                         | Someday smoker | 187  | 4.9<br>(4.0, 5.7)    |
|                         | Former smoker  | 1310 | 27.0<br>(25.3, 28.6) |
|                         | Never smoker   | 2661 | 57.3<br>(55.5, 59.2) |
| Uninsured               | Daily smoker   | 98   | 23.4<br>(18.6, 28.3) |
|                         | Someday smoker | 15   | 4.2<br>(1.8, 6.7)    |
|                         | Former smoker  | 75   | 18.8<br>(14.1, 23.6) |
|                         | Never smoker   | 176  | 53.5<br>(47.4, 59.5) |

Table 11. Proportion of everyday and someday smokers among Oklahoma adults by disability status, Oklahoma BRFSS 2016 – 2021

| Disability Status      | Smoking Status | 2016 |                      | 2017 |                      | 2018 |                      | 2019 |                      | 2020 |                      |
|------------------------|----------------|------|----------------------|------|----------------------|------|----------------------|------|----------------------|------|----------------------|
|                        |                | N    | Weighted%<br>(95%CI) | N    | Weighted%<br>(95%CI) | N    | Weighted%<br>(95%CI) | N    | Weighted%<br>(95%CI) | N    | Weighted%<br>(95%CI) |
| One or more disability | Daily smoker   | 368  | 20.3<br>(17.9, 22.7) | 362  | 19.4<br>(17.2, 21.6) | 311  | 20.3<br>(17.8, 22.8) | 360  | 18.1<br>(16.0, 20.1) | 331  | 21.1<br>(18.7, 23.6) |
|                        | Someday smoker | 135  | 7.6<br>(6.0, 9.2)    | 148  | 8.5<br>(6.8, 10.2)   | 101  | 6.7<br>(5.1, 8.3)    | 133  | 7.1<br>(5.7, 8.5)    | 98   | 7.0<br>(5.3, 8.7)    |
|                        | Former smoker  | 798  | 29.8<br>(27.4, 32.1) | 861  | 29.2<br>(27.0, 31.5) | 670  | 30.7<br>(28.1, 33.4) | 804  | 31.8<br>(29.4, 34.1) | 586  | 30.4<br>(27.7, 33.0) |
|                        | Never smoker   | 1193 | 42.3<br>(39.6, 44.9) | 1136 | 42.9<br>(40.1, 45.6) | 900  | 42.3<br>(39.4, 45.2) | 1104 | 43.1<br>(40.5, 45.6) | 795  | 41.5<br>(38.5, 44.4) |
| No disability          | Daily smoker   | 345  | 10.8<br>(9.3, 12.2)  | 330  | 9.9<br>(8.7, 11.1)   | 282  | 10.3<br>(8.8, 11.7)  | 312  | 10.3<br>(9.0, 11.7)  | 270  | 10.3<br>(8.8, 11.7)  |
|                        | Someday smoker | 141  | 4.5<br>(3.5, 5.4)    | 156  | 6.1<br>(4.9, 7.3)    | 141  | 5.5<br>(4.4, 6.6)    | 149  | 5.0<br>(4.0, 5.9)    | 85   | 3.9<br>(2.8, 4.9)    |
|                        | Former smoker  | 1087 | 22.4<br>(20.8, 24.0) | 976  | 22.0<br>(20.4, 23.7) | 762  | 21.8<br>(20.0, 23.5) | 873  | 21.4<br>(19.8, 23.0) | 696  | 22.3<br>(20.5, 24.1) |
|                        | Never smoker   | 2525 | 62.4<br>(60.4, 64.4) | 2334 | 62.0<br>(60.0, 64.0) | 1874 | 62.5<br>(60.3, 64.6) | 2225 | 63.3<br>(61.3, 65.3) | 1797 | 63.6<br>(61.4, 65.8) |

| Disability Status      | Smoking Status | 2021 |                      |
|------------------------|----------------|------|----------------------|
|                        |                | N    | Weighted%<br>(95%CI) |
| One or more disability | Daily smoker   | 283  | 17.4<br>(15.2, 19.6) |
|                        | Someday smoker | 109  | 6.8<br>(5.3, 8.4)    |
|                        | Former smoker  | 637  | 29.8<br>(27.2, 32.4) |
|                        | Never smoker   | 909  | 46.0<br>(43.1, 48.9) |
| No disability          | Daily smoker   | 261  | 9.2<br>(7.9, 10.5)   |
|                        | Someday smoker | 93   | 3.6<br>(2.7, 4.5)    |
|                        | Former smoker  | 750  | 23.8<br>(21.8, 25.7) |
|                        | Never smoker   | 1948 | 63.5<br>(61.3, 65.7) |



### Section III. Smokeless tobacco (ST) use

Table 1. Proportion of ST users among Oklahoma adults, Oklahoma BRFSS 2011 – 2021

| Smokeless Tobacco Use | 2011 |                      | 2012 |                      | 2013 |                      | 2014 |                      | 2015 |                      |
|-----------------------|------|----------------------|------|----------------------|------|----------------------|------|----------------------|------|----------------------|
|                       | N    | Weighted% (95%CI)    | N    | Weighted% (95%CI)    | N    | Weighted% (95%CI)    | N    | Weighted% (95%CI)    | N    | Weighted% (95%CI)    |
| Yes                   | 381  | 7.0<br>(6.0, 7.9)    | 399  | 6.7<br>(5.9, 7.4)    | 360  | 6.3<br>(5.5, 7.1)    | 374  | 6.5<br>(5.7, 7.2)    | 307  | 6.6<br>(5.7, 7.6)    |
| No                    | 8141 | 93.0<br>(92.1, 94.0) | 7556 | 93.3<br>(92.6, 94.1) | 7788 | 93.7<br>(92.9, 94.5) | 7839 | 93.6<br>(92.8, 94.3) | 6459 | 93.4<br>(92.4, 94.3) |

| Smokeless Tobacco Use | 2016 |                      | 2017 |                      | 2018 |                      | 2019 |                      | 2020 |                      |
|-----------------------|------|----------------------|------|----------------------|------|----------------------|------|----------------------|------|----------------------|
|                       | N    | Weighted% (95%CI)    | N    | Weighted% (95%CI)    | N    | Weighted% (95%CI)    | N    | Weighted% (95%CI)    | N    | Weighted% (95%CI)    |
| Yes                   | 284  | 6.0<br>(5.2, 6.9)    | 332  | 7.4<br>(6.4, 8.4)    | 262  | 6.8<br>(5.8, 7.8)    | 366  | 7.3<br>(6.4, 8.2)    | 299  | 7.1<br>(6.1, 8.0)    |
| No                    | 6432 | 94.0<br>(93.1, 94.8) | 6090 | 92.6<br>(91.6, 93.6) | 4816 | 93.2<br>(92.2, 94.2) | 5728 | 92.7<br>(91.8, 93.6) | 4492 | 92.9<br>(92.0, 93.9) |

| Smokeless Tobacco Use | 2021 |                      |
|-----------------------|------|----------------------|
|                       | N    | Weighted% (95%CI)    |
| Yes                   | 288  | 6.4<br>(5.5, 7.2)    |
| No                    | 4875 | 93.6<br>(92.8, 94.5) |

Table 2. Proportion of ST users among Oklahoma adults by sex, Oklahoma BRFSS 2011 – 2021

| Sex    | Smokeless Tobacco Use | 2011 |                      | 2012 |                      | 2013 |                      | 2014 |                      | 2015 |                      |
|--------|-----------------------|------|----------------------|------|----------------------|------|----------------------|------|----------------------|------|----------------------|
|        |                       | N    | Weighted%<br>(95%CI) | N    | Weighted%<br>(95%CI) | N    | Weighted%<br>(95%CI) | N    | Weighted%<br>(95%CI) | N    | Weighted%<br>(95%CI) |
| Male   | Yes                   | 345  | 13.4<br>(11.6, 15.1) | 361  | 12.6<br>(11.1, 14.1) | 320  | 11.8<br>(10.3, 13.3) | 350  | 12.6<br>(11.1, 14.2) | 277  | 12.5<br>(10.7, 14.3) |
|        | No                    | 2823 | 86.6<br>(84.9, 88.4) | 2852 | 87.4<br>(85.9, 88.9) | 2915 | 88.2<br>(86.7, 89.7) | 2995 | 87.4<br>(85.8, 88.9) | 2404 | 87.5<br>(85.7, 89.3) |
| Female | Yes                   | 36   | 0.8<br>(0.5, 1.2)    | 38   | 1.0<br>(0.6, 1.4)    | 40   | 1.0<br>(0.6, 1.5)    | 24   | 0.5<br>(0.3, 0.8)    | 30   | 1.0<br>(0.4, 1.5)    |
|        | No                    | 5318 | 99.2<br>(98.8, 99.5) | 4704 | 99.0<br>(98.6, 99.4) | 4873 | 99.0<br>(98.5, 99.4) | 4844 | 99.5<br>(99.2, 99.7) | 4055 | 99.0<br>(98.5, 99.6) |

| Sex    | Smokeless Tobacco Use | 2016 |                      | 2017 |                      | 2018 |                      | 2019 |                      | 2020 |                      |
|--------|-----------------------|------|----------------------|------|----------------------|------|----------------------|------|----------------------|------|----------------------|
|        |                       | N    | Weighted%<br>(95%CI) | N    | Weighted%<br>(95%CI) | N    | Weighted%<br>(95%CI) | N    | Weighted%<br>(95%CI) | N    | Weighted%<br>(95%CI) |
| Male   | Yes                   | 256  | 11.4<br>(9.7, 13.1)  | 302  | 13.7<br>(11.9, 15.4) | 227  | 12.2<br>(10.4, 14.0) | 339  | 13.9<br>(12.2, 15.6) | 260  | 12.6<br>(10.8, 14.3) |
|        | No                    | 2463 | 88.6<br>(86.9, 90.3) | 2309 | 86.3<br>(84.6, 88.1) | 1908 | 87.8<br>(86.0, 89.6) | 2298 | 86.1<br>(84.4, 87.8) | 1802 | 87.4<br>(85.7, 89.2) |
| Female | Yes                   | 28   | 0.9<br>(0.5, 1.3)    | 29   | 1.3<br>(0.6, 1.9)    | 35   | 1.5<br>(0.9, 2.1)    | 27   | 1.1<br>(0.6, 1.5)    | 39   | 1.8<br>(1.1, 2.5)    |
|        | No                    | 3969 | 99.1<br>(98.7, 99.5) | 3780 | 98.7<br>(98.1, 99.4) | 2907 | 98.5<br>(97.9, 99.1) | 3430 | 98.9<br>(98.5, 99.4) | 2690 | 98.2<br>(97.5, 98.9) |

| Sex    | Smokeless Tobacco Use | 2021 |                      |
|--------|-----------------------|------|----------------------|
|        |                       | N    | Weighted%<br>(95%CI) |
| Male   | Yes                   | 257  | 11.9<br>(10.2, 13.6) |
|        | No                    | 2017 | 88.1<br>(86.4, 89.8) |
| Female | Yes                   | 31   | 1.1<br>(0.7, 1.6)    |
|        | No                    | 2858 | 98.9<br>(98.4, 99.3) |

Table 3. Three-year rolling weighted percentages of ST users among Oklahoma male adults by age, Oklahoma BRFSS 2011 – 2021

| Age Group  | Smokeless Tobacco Use | 2011-13 |                      | 2012-14 |                      | 2013-15 |                      | 2014-16 |                      | 2015-17 |                      |
|------------|-----------------------|---------|----------------------|---------|----------------------|---------|----------------------|---------|----------------------|---------|----------------------|
|            |                       | N       | Weighted%<br>(95%CI) | N       | Weighted%<br>(95%CI) | N       | Weighted%<br>(95%CI) | N       | Weighted%<br>(95%CI) | N       | Weighted%<br>(95%CI) |
| 18-24      | Yes                   | 85      | 14.1<br>(10.9, 17.4) | 96      | 15.9<br>(12.6, 19.1) | 86      | 16.6<br>(13.0, 20.2) | 73      | 16.0<br>(12.1, 19.9) | 64      | 15.6<br>(11.6, 19.5) |
|            | No                    | 446     | 85.9<br>(82.6, 89.1) | 476     | 84.1<br>(80.9, 87.4) | 414     | 83.4<br>(79.8, 87.0) | 380     | 84.0<br>(80.1, 87.9) | 351     | 84.4<br>(80.5, 88.4) |
| 25-34      | Yes                   | 149     | 15.4<br>(12.8, 18.0) | 154     | 15.0<br>(12.6, 17.4) | 127     | 13.9<br>(11.4, 16.4) | 126     | 14.2<br>(11.6, 16.8) | 115     | 13.9<br>(11.3, 16.6) |
|            | No                    | 903     | 84.6<br>(82.0, 87.2) | 911     | 85.0<br>(82.6, 87.4) | 812     | 86.1<br>(83.6, 88.6) | 771     | 85.8<br>(83.2, 88.4) | 746     | 86.1<br>(83.4, 88.7) |
| 35-44      | Yes                   | 183     | 16.5<br>(14.0, 19.0) | 182     | 16.1<br>(13.6, 18.5) | 146     | 14.6<br>(12.1, 17.1) | 129     | 13.9<br>(11.3, 16.5) | 136     | 15.9<br>(13.0, 18.8) |
|            | No                    | 990     | 83.5<br>(81.0, 86.0) | 1041    | 83.9<br>(81.5, 86.4) | 924     | 85.4<br>(82.9, 87.9) | 830     | 86.1<br>(83.5, 88.7) | 703     | 84.1<br>(81.2, 87.0) |
| 45-54      | Yes                   | 228     | 13.6<br>(11.7, 15.6) | 223     | 13.0<br>(11.2, 14.8) | 219     | 15.0<br>(12.8, 17.2) | 202     | 15.2<br>(12.9, 17.4) | 172     | 14.9<br>(12.5, 17.3) |
|            | No                    | 1425    | 86.4<br>(84.4, 88.3) | 1422    | 87.0<br>(85.2, 88.8) | 1273    | 85.0<br>(82.8, 87.2) | 1136    | 84.8<br>(82.6, 87.1) | 954     | 85.1<br>(82.7, 87.5) |
| 55-64      | Yes                   | 175     | 8.2<br>(6.8, 9.6)    | 167     | 7.3<br>(6.0, 8.5)    | 154     | 7.5<br>(6.2, 8.9)    | 151     | 8.1<br>(6.7, 9.6)    | 169     | 9.8<br>(8.1, 11.4)   |
|            | No                    | 1985    | 91.8<br>(90.4, 93.2) | 2026    | 92.7<br>(91.5, 94.0) | 1949    | 92.5<br>(91.1, 93.8) | 1826    | 91.9<br>(90.4, 93.3) | 1622    | 90.2<br>(88.6, 91.9) |
| 65 or more | Yes                   | 206     | 7.2<br>(6.1, 8.4)    | 209     | 7.2<br>(6.1, 8.3)    | 215     | 7.0<br>(5.9, 8.1)    | 202     | 6.5<br>(5.5, 7.6)    | 179     | 6.1<br>(5.1, 7.2)    |
|            | No                    | 2841    | 92.8<br>(91.6, 93.9) | 2884    | 92.8<br>(91.7, 93.9) | 2940    | 93.0<br>(91.9, 94.1) | 2917    | 93.5<br>(92.4, 94.5) | 2800    | 93.9<br>(92.8, 94.9) |

| Age Group  | Smokeless Tobacco Use | 2016-18 |                      | 2017-19 |                      | 2018-20 |                      | 2019-21 |                      |
|------------|-----------------------|---------|----------------------|---------|----------------------|---------|----------------------|---------|----------------------|
|            |                       | N       | Weighted%<br>(95%CI) | N       | Weighted%<br>(95%CI) | N       | Weighted%<br>(95%CI) | N       | Weighted%<br>(95%CI) |
| 18-24      | Yes                   | 65      | 15.6<br>(11.6, 19.5) | 74      | 17.5<br>(13.5, 21.6) | 63      | 15.6<br>(11.7, 19.5) | 57      | 12.8<br>(9.3, 16.3)  |
|            | No                    | 351     | 84.4<br>(80.5, 88.4) | 364     | 82.5<br>(78.4, 86.5) | 358     | 84.4<br>(80.5, 88.3) | 409     | 87.2<br>(83.7, 90.7) |
| 25-34      | Yes                   | 110     | 13.7<br>(10.9, 16.4) | 111     | 13.6<br>(10.9, 16.3) | 101     | 12.7<br>(10.0, 15.4) | 109     | 13.6<br>(10.9, 16.4) |
|            | No                    | 752     | 86.3<br>(83.6, 89.1) | 767     | 86.4<br>(83.7, 89.1) | 711     | 87.3<br>(84.6, 90.0) | 720     | 86.4<br>(83.6, 89.1) |
| 35-44      | Yes                   | 133     | 15.5 (12.7, 18.3)    | 175     | 17.0<br>(14.3, 19.7) | 150     | 14.8<br>(12.3, 17.3) | 158     | 14.7<br>(12.2, 17.1) |
|            | No                    | 693     | 84.5<br>(81.7, 87.3) | 770     | 83.0<br>(80.3, 85.7) | 777     | 85.2<br>(82.7, 87.7) | 834     | 85.3<br>(82.9, 87.8) |
| 45-54      | Yes                   | 155     | 14.3<br>(11.9, 16.7) | 151     | 13.9<br>(11.5, 16.2) | 160     | 14.9<br>(12.5, 17.4) | 149     | 14.6<br>(12.0, 17.1) |
|            | No                    | 885     | 85.7<br>(83.3, 88.1) | 877     | 86.1<br>(83.8, 88.5) | 854     | 85.1<br>(82.6, 87.5) | 871     | 85.4<br>(82.9, 88.0) |
| 55-64      | Yes                   | 166     | 10.4<br>(8.6, 12.1)  | 181     | 11.7<br>(9.8, 13.5)  | 166     | 12.1<br>(10.1, 14.1) | 178     | 12.8<br>(10.8, 14.9) |
|            | No                    | 1430    | 89.6<br>(87.9, 91.4) | 1308    | 88.3<br>(86.5, 90.2) | 1170    | 87.9<br>(85.9, 89.9) | 1118    | 87.2<br>(85.1, 89.2) |
| 65 or more | Yes                   | 156     | 6.3<br>(5.2, 7.4)    | 176     | 7.3<br>(6.0, 8.5)    | 186     | 8.5<br>(7.1, 9.9)    | 205     | 9.1<br>(7.7, 10.5)   |
|            | No                    | 2569    | 93.7<br>(92.6, 94.8) | 2429    | 92.7<br>(91.5, 94.0) | 2138    | 91.5<br>(90.1, 92.9) | 2165    | 90.9<br>(89.5, 92.3) |

Table 4. Three-year rolling weighted percentages of ST users among Oklahoma male adults by race/ethnicity, Oklahoma BRFSS 2011 – 2021

| Race/Ethnicity | Smokeless Tobacco Use | 2011-13 |                      | 2012-14 |                      | 2013-15 |                      | 2014-16 |                      | 2015-17 |                      |
|----------------|-----------------------|---------|----------------------|---------|----------------------|---------|----------------------|---------|----------------------|---------|----------------------|
|                |                       | N       | Weighted%<br>(95%CI) | N       | Weighted%<br>(95%CI) | N       | Weighted%<br>(95%CI) | N       | Weighted%<br>(95%CI) | N       | Weighted%<br>(95%CI) |
| NH-White       | Yes                   | 769     | 13.8<br>(12.7, 14.9) | 774     | 13.3<br>(12.2, 14.3) | 719     | 12.9<br>(11.8, 14.0) | 681     | 12.8<br>(11.7, 13.9) | 631     | 12.8<br>(11.6, 14.0) |
|                | No                    | 6342    | 86.2<br>(85.1, 87.3) | 6475    | 86.7<br>(85.7, 87.8) | 6182    | 87.1<br>(86.0, 88.2) | 5914    | 87.2<br>(86.1, 88.3) | 5417    | 87.2<br>(86.0, 88.4) |
| NH-Black       | Yes                   | 25      | 4.8<br>(2.5, 7.1)    | 24      | 4.8<br>(2.5, 7.1)    | 27      | 7.0<br>(3.9, 10.2)   | 24      | 6.5<br>(3.4, 9.6)    | 21      | 6.0<br>(2.9, 9.1)    |
|                | No                    | 481     | 95.2<br>(92.9, 97.5) | 508     | 95.2<br>(92.9, 97.5) | 510     | 93.0<br>(89.8, 96.1) | 467     | 93.5<br>(90.4, 96.6) | 408     | 94.0<br>(90.9, 97.1) |
| NH-AI/AN       | Yes                   | 81      | 16.3<br>(12.5, 20.2) | 86      | 16.7<br>(13.0, 20.4) | 79      | 17.3<br>(13.2, 21.5) | 77      | 16.0<br>(11.9, 20.1) | 80      | 19.2<br>(14.6, 23.8) |
|                | No                    | 530     | 83.7<br>(79.8, 87.5) | 536     | 83.3<br>(79.6, 87.0) | 507     | 82.7<br>(78.5, 86.8) | 503     | 84.0<br>(79.9, 88.1) | 439     | 80.8<br>(76.2, 85.4) |
| NH-Other       | Yes                   | 121     | 13.0<br>(10.1, 15.9) | 121     | 16.0<br>(12.0, 20.0) | 97      | 15.1<br>(10.7, 19.4) | 62      | 12.2<br>(8.0, 16.4)  | 56      | 11.6<br>(7.5, 15.6)  |
|                | No                    | 703     | 87.0<br>(84.1, 89.9) | 692     | 84.0<br>(80.0, 88.0) | 597     | 84.9<br>(80.6, 89.3) | 533     | 87.8<br>(83.6, 92.0) | 477     | 88.4<br>(84.4, 92.5) |
| Hispanic       | Yes                   | 26      | 5.7<br>(3.2, 8.2)    | 24      | 4.9<br>(2.6, 7.2)    | 19      | 4.6<br>(2.1, 7.1)    | 26      | 6.9<br>(3.8, 10.0)   | 33      | 9.8<br>(5.9, 13.7)   |
|                | No                    | 481     | 94.3<br>(91.8, 96.8) | 491     | 95.1<br>(92.8, 97.4) | 447     | 95.4<br>(92.9, 97.9) | 377     | 93.1<br>(90.0, 96.2) | 348     | 90.2<br>(86.3, 94.1) |

| Race/Ethnicity | Smokeless Tobacco Use | 2016-18 |                      | 2017-19 |                      | 2018-20 |                      | 2019-21 |                      |
|----------------|-----------------------|---------|----------------------|---------|----------------------|---------|----------------------|---------|----------------------|
|                |                       | N       | Weighted%<br>(95%CI) | N       | Weighted%<br>(95%CI) | N       | Weighted%<br>(95%CI) | N       | Weighted%<br>(95%CI) |
| NH-White       | Yes                   | 589     | 12.7<br>(11.5, 13.9) | 632     | 13.4<br>(12.2, 14.6) | 612     | 13.4<br>(12.2, 14.6) | 642     | 14.1<br>(12.8, 15.4) |
|                | No                    | 4994    | 87.3<br>(86.1, 88.5) | 479     | 86.6<br>(85.4, 87.8) | 4365    | 86.6<br>(85.4, 87.8) | 4382    | 85.9<br>(84.6, 87.2) |
| NH-Black       | Yes                   | 14      | 3.6<br>(1.2, 6.0)    | 19      | 4.4<br>(1.9, 6.9)    | 18      | 5.9<br>(2.8, 9.1)    | 16      | 5.2<br>(2.3, 8.1)    |
|                | No                    | 358     | 96.4<br>(94.0, 98.8) | 348     | 95.6<br>(93.1, 98.1) | 317     | 94.1<br>(90.9, 97.2) | 320     | 94.8<br>(91.9, 97.7) |
| NH-AI/AN       | Yes                   | 72      | 18.6<br>(13.8, 23.3) | 86      | 21.4<br>(16.5, 26.2) | 85      | 20.0<br>(15.2, 24.7) | 92      | 19.2<br>(14.9, 23.5) |
|                | No                    | 405     | 81.4<br>(76.7, 86.2) | 399     | 78.6<br>(73.8, 83.5) | 408     | 80.0<br>(75.3, 84.8) | 430     | 80.8<br>(76.5, 85.1) |
| NH-Other       | Yes                   | 58      | 12.3<br>(8.2, 16.4)  | 75      | 14.0<br>(9.9, 18.1)  | 60      | 11.2<br>(7.6, 14.7)  | 58      | 9.1<br>(6.4, 11.9)   |
|                | No                    | 485     | 87.7<br>(83.6, 91.8) | 461     | 86.0<br>(81.9, 90.1) | 431     | 88.8<br>(85.3, 92.4) | 432     | 90.9<br>(88.1, 93.6) |
| Hispanic       | Yes                   | 38      | 10.9<br>(7.0, 14.7)  | 44      | 10.9<br>(7.2, 14.6)  | 36      | 8.8<br>(5.6, 11.9)   | 32      | 6.9<br>(4.1, 9.6)    |
|                | No                    | 350     | 89.1<br>(85.3, 93.0) | 395     | 89.1<br>(85.4, 92.8) | 385     | 91.2<br>(88.1, 94.4) | 417     | 93.1<br>(90.4, 95.9) |

Table 5. Three-year rolling weighted percentages of ST users among Oklahoma male adults by education, Oklahoma BRFSS 2011 – 2021

| Education             | Smokeless Tobacco Use | 2011-13 |                      | 2012-14 |                      | 2013-15 |                      | 2014-16 |                      | 2015-17 |                      |
|-----------------------|-----------------------|---------|----------------------|---------|----------------------|---------|----------------------|---------|----------------------|---------|----------------------|
|                       |                       | N       | Weighted% (95%CI)    | N       | Weighted% (95%CI)    | N       | Weighted% (95%CI)    | N       | Weighted% (95%CI)    | N       | Weighted% (95%CI)    |
| Less than high school | Yes                   | 138     | 13.1<br>(10.2, 15.9) | 110     | 12.0<br>(9.3, 14.8)  | 91      | 12.0<br>(8.9, 15.1)  | 76      | 12.8<br>(9.4, 16.2)  | 83      | 14.7<br>(11.0, 18.3) |
|                       | No                    | 964     | 86.9<br>(84.1, 89.8) | 879     | 88.0<br>(85.2, 90.7) | 721     | 88.0<br>(84.9, 91.1) | 591     | 87.2<br>(83.8, 90.6) | 504     | 85.3<br>(81.7, 89.0) |
| High school           | Yes                   | 402     | 15.5<br>(13.8, 17.3) | 399     | 15.1<br>(13.5, 16.7) | 360     | 14.8<br>(13.0, 16.5) | 326     | 15.1<br>(13.2, 16.9) | 317     | 15.9<br>(13.9, 17.9) |
|                       | No                    | 2529    | 84.5<br>(82.7, 86.2) | 2657    | 84.9<br>(83.3, 86.5) | 2494    | 85.2<br>(83.5, 87.0) | 2310    | 84.9<br>(83.1, 86.8) | 1989    | 84.1<br>(82.1, 86.1) |
| Some college          | Yes                   | 281     | 12.6<br>(11.0, 14.3) | 305     | 13.1<br>(11.5, 14.7) | 294     | 13.4<br>(11.6, 15.1) | 289     | 12.6<br>(11.0, 14.3) | 258     | 11.6<br>(10.0, 13.3) |
|                       | No                    | 2319    | 87.4<br>(85.7, 89.0) | 2347    | 86.9<br>(85.3, 88.5) | 2302    | 86.6<br>(84.9, 88.4) | 2262    | 87.4<br>(85.7, 89.0) | 2208    | 88.4<br>(86.7, 90.0) |
| College graduate      | Yes                   | 205     | 7.6<br>(6.4, 8.8)    | 215     | 7.2<br>(6.1, 8.3)    | 200     | 7.2<br>(6.0, 8.4)    | 190     | 6.9<br>(5.7, 8.1)    | 177     | 7.7<br>(6.3, 9.0)    |
|                       | No                    | 2768    | 92.4<br>(91.2, 93.6) | 2866    | 92.8<br>(91.7, 93.9) | 2782    | 92.8<br>(91.6, 94.0) | 2685    | 93.1<br>(91.9, 94.3) | 2461    | 92.3<br>(91.0, 93.7) |

| Education             | Smokeless Tobacco Use | 2016-18 |                      | 2017-19 |                      | 2018-20 |                      | 2019-21 |                      |
|-----------------------|-----------------------|---------|----------------------|---------|----------------------|---------|----------------------|---------|----------------------|
|                       |                       | N       | Weighted% (95%CI)    | N       | Weighted% (95%CI)    | N       | Weighted% (95%CI)    | N       | Weighted% (95%CI)    |
| Less than high school | Yes                   | 85      | 15.6<br>(11.8, 19.4) | 87      | 15.4<br>(11.7, 19.2) | 78      | 14.3<br>(10.7, 18.0) | 70      | 12.3<br>(9.0, 15.6)  |
|                       | No                    | 474     | 84.4<br>(80.6, 88.2) | 491     | 84.6<br>(80.8, 88.3) | 461     | 85.7<br>(82.0, 89.3) | 452     | 87.7<br>(84.4, 91.0) |
| High school           | Yes                   | 306     | 16.6<br>(14.5, 18.6) | 341     | 16.7<br>(14.7, 18.6) | 322     | 16.0<br>(14.0, 17.9) | 330     | 16.2<br>(14.2, 18.2) |
|                       | No                    | 1782    | 83.4<br>(81.4, 85.5) | 1787    | 83.3<br>(81.4, 85.3) | 1674    | 84.0<br>(82.1, 86.0) | 1664    | 83.8<br>(81.8, 85.8) |
| Some college          | Yes                   | 226     | 10.5<br>(8.9, 12.0)  | 254     | 12.5<br>(10.8, 14.2) | 240     | 12.6<br>(10.9, 14.4) | 254     | 13.0<br>(11.2, 14.8) |
|                       | No                    | 2048    | 89.5<br>(88.0, 91.1) | 1900    | 87.5<br>(85.8, 89.2) | 1716    | 87.4<br>(85.6, 89.1) | 1770    | 87.0<br>(85.2, 88.8) |
| College graduate      | Yes                   | 168     | 7.6<br>(6.2, 8.9)    | 185     | 8.2<br>(6.9, 9.6)    | 183     | 8.2<br>(6.8, 9.6)    | 196     | 8.0<br>(6.7, 9.3)    |
|                       | No                    | 2359    | 92.4<br>(91.1, 93.8) | 2318    | 91.8<br>(90.4, 93.1) | 2135    | 91.8<br>(90.4, 93.2) | 2203    | 92.0 (90.7, 93.3)    |

Table 6. Three-year rolling weighted percentages of ST users among Oklahoma male adults by income, Oklahoma BRFSS 2011 – 2021

| Income                     | Smokeless Tobacco Use | 2011-13 |                      | 2012-14 |                      | 2013-15 |                      | 2014-16 |                      | 2015-17 |                      |
|----------------------------|-----------------------|---------|----------------------|---------|----------------------|---------|----------------------|---------|----------------------|---------|----------------------|
|                            |                       | N       | Weighted%<br>(95%CI) | N       | Weighted%<br>(95%CI) | N       | Weighted%<br>(95%CI) | N       | Weighted%<br>(95%CI) | N       | Weighted%<br>(95%CI) |
| Less than 15,000           | Yes                   | 123     | 12.8<br>(9.9, 15.8)  | 114     | 13.1<br>(10.2, 15.9) | 99      | 13.3<br>(10.1, 16.5) | 73      | 12.5<br>(9.1, 16.0)  | 54      | 10.4<br>(7.2, 13.7)  |
|                            | No                    | 974     | 87.2<br>(84.2, 90.1) | 877     | 86.9<br>(84.1, 89.8) | 732     | 86.7<br>(83.5, 89.9) | 591     | 87.5<br>(84.0, 90.9) | 524     | 89.6<br>(86.3, 92.8) |
| 15,000 to Less than 25,000 | Yes                   | 162     | 11.3<br>(9.1, 13.6)  | 155     | 11.2<br>(8.9, 13.4)  | 126     | 10.8<br>(8.4, 13.2)  | 122     | 11.6<br>(8.9, 14.2)  | 119     | 14.4<br>(11.2, 17.5) |
|                            | No                    | 1391    | 88.7<br>(86.4, 90.9) | 1373    | 88.8<br>(86.6, 91.1) | 1249    | 89.2<br>(86.8, 91.6) | 1099    | 88.4<br>(85.8, 91.1) | 913     | 85.6<br>(82.5, 88.8) |
| 25,000 to Less than 35,000 | Yes                   | 97      | 10.2<br>(7.8, 12.6)  | 107     | 12.6<br>(9.9, 15.2)  | 93      | 11.3<br>(8.6, 14.1)  | 95      | 13.3<br>(10.0, 16.5) | 78      | 12.7<br>(9.3, 16.1)  |
|                            | No                    | 967     | 89.8<br>(87.4, 92.2) | 975     | 87.4<br>(84.8, 90.1) | 887     | 88.7<br>(85.9, 91.4) | 803     | 86.7<br>(83.5, 90.0) | 710     | 87.3<br>(83.9, 90.7) |
| 35,000 to Less than 50,000 | Yes                   | 151     | 13.2<br>(10.8, 15.7) | 159     | 13.9<br>(11.5, 16.4) | 146     | 14.5<br>(11.8, 17.1) | 131     | 14.3<br>(11.5, 17.1) | 122     | 14.3<br>(11.3, 17.2) |
|                            | No                    | 1236    | 86.8<br>(84.3, 89.2) | 1231    | 86.1<br>(83.6, 88.5) | 1154    | 85.5<br>(82.9, 88.2) | 1090    | 85.7<br>(82.9, 88.5) | 968     | 85.7<br>(82.8, 88.7) |
| 50,000 or more             | Yes                   | 410     | 14.1<br>(12.6, 15.6) | 413     | 12.7<br>(11.3, 14.0) | 393     | 13.2<br>(11.7, 14.7) | 361     | 12.5<br>(11.0, 14.0) | 349     | 13.2<br>(11.5, 14.8) |
|                            | No                    | 3174    | 85.9<br>(84.4, 87.4) | 3395    | 87.3<br>(86.0, 88.7) | 3270    | 86.8<br>(85.3, 88.3) | 3142    | 87.5<br>(86.0, 89.0) | 2818    | 86.8<br>(85.2, 88.5) |



| Income                     | Smokeless Tobacco Use | 2016-18 |                      | 2017-19 |                      | 2018-20 |                      | 2019-21 |                      |
|----------------------------|-----------------------|---------|----------------------|---------|----------------------|---------|----------------------|---------|----------------------|
|                            |                       | N       | Weighted%<br>(95%CI) | N       | Weighted%<br>(95%CI) | N       | Weighted%<br>(95%CI) | N       | Weighted%<br>(95%CI) |
| Less than 15,000           | Yes                   | 52      | 12.1<br>(8.3, 15.8)  | 58      | 12.6<br>(8.9, 16.4)  | 57      | 13.8<br>(9.7, 17.9)  | 47      | 10.9<br>(7.3, 14.4)  |
|                            | No                    | 437     | 87.9<br>(84.2, 91.7) | 411     | 87.4<br>(83.6, 91.1) | 364     | 86.2<br>(82.1, 90.3) | 356     | 89.1<br>(85.6, 92.7) |
| 15,000 to Less than 25,000 | Yes                   | 112     | 13.6<br>(10.6, 16.5) | 126     | 15.5<br>(12.4, 18.6) | 106     | 12.6<br>(9.8, 15.5)  | 94      | 12.8<br>(9.7, 15.9)  |
|                            | No                    | 844     | 86.4<br>(83.5, 89.4) | 805     | 84.5<br>(81.4, 87.6) | 755     | 87.4<br>(84.5, 90.2) | 664     | 87.2<br>(84.1, 90.3) |
| 25,000 to Less than 35,000 | Yes                   | 72      | 13.4<br>(9.8, 16.9)  | 65      | 11.8<br>(8.5, 15.1)  | 64      | 11.7<br>(8.5, 15.0)  | 66      | 10.2<br>(7.5, 12.9)  |
|                            | No                    | 637     | 86.6<br>(83.1, 90.2) | 615     | 88.2<br>(84.9, 91.5) | 555     | 88.3<br>(85.0, 91.5) | 610     | 89.8<br>(87.1, 92.5) |
| 35,000 to Less than 50,000 | Yes                   | 102     | 12.3<br>(9.6, 15.1)  | 111     | 11.9<br>(9.4, 14.5)  | 108     | 12.4<br>(9.6, 15.1)  | 129     | 15.7<br>(12.6, 18.9) |
|                            | No                    | 882     | 87.7<br>(84.9, 90.4) | 851     | 88.1<br>(85.5, 90.6) | 797     | 87.6<br>(84.9, 90.4) | 777     | 84.3<br>(81.1, 87.4) |
| 50,000 or more             | Yes                   | 331     | 12.9<br>(11.3, 14.5) | 392     | 14.5<br>(12.8, 16.2) | 377     | 14.0<br>(12.4, 15.7) | 397     | 13.7<br>(12.1, 15.2) |
|                            | No                    | 2764    | 87.1<br>(85.5, 88.7) | 2828    | 85.5<br>(83.8, 87.2) | 2675    | 86.0<br>(84.3, 87.6) | 2722    | 86.3<br>(84.8, 87.9) |

Table 7. Proportion of ST users among Oklahoma male adults by area of residence, Oklahoma BRFSS 2011 – 2021

| Area of Residence | Smokeless Tobacco Use | 2011 |                      | 2012 |                      | 2013 |                      | 2014 |                      | 2015 |                      |
|-------------------|-----------------------|------|----------------------|------|----------------------|------|----------------------|------|----------------------|------|----------------------|
|                   |                       | N    | Weighted%<br>(95%CI) | N    | Weighted%<br>(95%CI) | N    | Weighted%<br>(95%CI) | N    | Weighted%<br>(95%CI) | N    | Weighted%<br>(95%CI) |
| Urban             | Yes                   | 86   | 8.0<br>(6.0, 10.1)   | 84   | 6.8<br>(5.1, 8.5)    | 66   | 6.1<br>(4.3, 7.8)    | 78   | 7.7<br>(5.7, 9.6)    | 65   | 8.6<br>(6.1, 11.1)   |
|                   | No                    | 1269 | 92.0<br>(89.9, 94.0) | 1059 | 93.2<br>(91.5, 94.9) | 1232 | 93.9<br>(92.2, 95.7) | 1144 | 92.3<br>(90.4, 94.3) | 905  | 91.4<br>(88.9, 93.9) |
| Rural             | Yes                   | 259  | 17.2<br>(14.6, 19.8) | 277  | 16.8<br>(14.5, 19.0) | 254  | 16.0<br>(13.8, 18.1) | 272  | 16.2<br>(14.0, 18.4) | 212  | 15.4<br>(12.9, 17.9) |
|                   | No                    | 1554 | 82.8<br>(80.2, 85.4) | 1793 | 83.2<br>(81.0, 85.5) | 1683 | 84.0<br>(81.9, 86.2) | 1851 | 83.8<br>(81.6, 86.0) | 1499 | 84.6<br>(82.1, 87.1) |

| Area of Residence | Smokeless Tobacco Use | 2016 |                      | 2017 |                      | 2018 |                      | 2019 |                      | 2020 |                      |
|-------------------|-----------------------|------|----------------------|------|----------------------|------|----------------------|------|----------------------|------|----------------------|
|                   |                       | N    | Weighted%<br>(95%CI) | N    | Weighted%<br>(95%CI) | N    | Weighted%<br>(95%CI) | N    | Weighted%<br>(95%CI) | N    | Weighted%<br>(95%CI) |
| Urban             | Yes                   | 51   | 6.6<br>(4.4, 8.7)    | 61   | 8.4<br>(5.9, 10.8)   | 44   | 5.7<br>(3.9, 7.6)    | 64   | 8.7<br>(6.3, 11.1)   | 55   | 7.9<br>(5.5, 10.3)   |
|                   | No                    | 903  | 93.4<br>(91.3, 95.6) | 880  | 91.6<br>(89.2, 94.1) | 744  | 94.3<br>(92.4, 96.1) | 812  | 91.3<br>(88.9, 93.7) | 673  | 92.1<br>(89.7, 94.5) |
| Rural             | Yes                   | 205  | 14.9<br>(12.5, 17.3) | 241  | 17.6<br>(15.1, 20.1) | 183  | 17.0<br>(14.3, 19.8) | 275  | 17.8<br>(15.4, 20.2) | 205  | 16.0<br>(13.6, 18.5) |
|                   | No                    | 1560 | 85.1<br>(82.7, 87.5) | 1429 | 82.4<br>(79.9, 84.9) | 1164 | 83.0<br>(80.2, 85.7) | 1486 | 82.2<br>(79.8, 84.6) | 1129 | 84.0<br>(81.5, 86.4) |

| Area of Residence | Smokeless Tobacco Use | 2021 |                      |
|-------------------|-----------------------|------|----------------------|
|                   |                       | N    | Weighted%<br>(95%CI) |
| Urban             | Yes                   | 45   | 7.3<br>(4.9, 9.8)    |
|                   | No                    | 611  | 92.7<br>(90.2, 95.1) |
| Rural             | Yes                   | 212  | 15.4<br>(13.1, 17.7) |
|                   | No                    | 1406 | 84.6<br>(82.3, 86.9) |

Table 8. Proportion of ST users among Oklahoma male adults by physical health status, Oklahoma BRFSS 2011 – 2021

| Poor Physical Health | Smokeless Tobacco Use | 2011 |                      | 2012 |                      | 2013 |                      | 2014 |                      | 2015 |                      |
|----------------------|-----------------------|------|----------------------|------|----------------------|------|----------------------|------|----------------------|------|----------------------|
|                      |                       | N    | Weighted% (95%CI)    | N    | Weighted% (95%CI)    | N    | Weighted% (95%CI)    | N    | Weighted% (95%CI)    | N    | Weighted% (95%CI)    |
| Yes                  | Yes                   | 56   | 12.0<br>(8.1, 16)    | 48   | 12.2<br>(8.1, 16.3)  | 51   | 10.8<br>(7.1, 14.4)  | 50   | 10.6<br>(7.2, 14.0)  | 48   | 12.4<br>(8.1, 16.8)  |
|                      | No                    | 467  | 88.0<br>(84, 91.9)   | 425  | 87.8<br>(83.7, 91.9) | 426  | 89.2<br>(85.6, 92.9) | 454  | 89.4<br>(86.0, 92.8) | 364  | 87.6<br>(83.2, 91.9) |
| No                   | Yes                   | 289  | 13.6<br>(11.6, 15.5) | 313  | 12.7<br>(11.0, 14.3) | 269  | 11.9<br>(10.3, 13.5) | 300  | 12.9<br>(11.2, 14.6) | 229  | 12.5<br>(10.6, 14.5) |
|                      | No                    | 2356 | 86.4<br>(84.5, 88.4) | 2427 | 87.3<br>(85.7, 89.0) | 2489 | 88.1<br>(86.5, 89.7) | 2541 | 87.1<br>(85.4, 88.8) | 2040 | 87.5<br>(85.5, 89.4) |

| Poor Physical Health | Smokeless Tobacco Use | 2016 |                      | 2017 |                      | 2018 |                      | 2019 |                      | 2020 |                      |
|----------------------|-----------------------|------|----------------------|------|----------------------|------|----------------------|------|----------------------|------|----------------------|
|                      |                       | N    | Weighted% (95%CI)    | N    | Weighted% (95%CI)    | N    | Weighted% (95%CI)    | N    | Weighted% (95%CI)    | N    | Weighted% (95%CI)    |
| Yes                  | Yes                   | 41   | 11.6<br>(7.6, 15.5)  | 42   | 14.1<br>(8.8, 19.3)  | 34   | 11.6<br>(6.4, 16.9)  | 43   | 12.3<br>(8.0, 16.5)  | 36   | 13.6<br>(8.6, 18.6)  |
|                      | No                    | 358  | 88.4<br>(84.5, 92.4) | 336  | 85.9<br>(80.7, 91.2) | 263  | 88.4<br>(83.1, 93.6) | 328  | 87.7<br>(83.5, 92.0) | 241  | 86.4<br>(81.4, 91.4) |
| No                   | Yes                   | 212  | 11.4<br>(9.5, 13.2)  | 254  | 13.8<br>(11.8, 15.7) | 189  | 12.1<br>(10.2, 14.0) | 276  | 14.1<br>(12.2, 16.0) | 214  | 12.3 (10.4, 14.2)    |
|                      | No                    | 2040 | 88.6<br>(86.8, 90.5) | 1906 | 86.2<br>(84.3, 88.2) | 1598 | 87.9<br>(86.0, 89.8) | 1872 | 85.9<br>(84.0, 87.8) | 1509 | 87.7<br>(85.8, 89.6) |

| Poor Physical Health | Smokeless Tobacco Use | 2021 |                      |
|----------------------|-----------------------|------|----------------------|
|                      |                       | N    | Weighted% (95%CI)    |
| Yes                  | Yes                   | 29   | 10.1<br>(5.9, 14.3)  |
|                      | No                    | 243  | 89.9<br>(85.7, 94.1) |
| No                   | Yes                   | 220  | 12.3<br>(10.4, 14.1) |
|                      | No                    | 1684 | 87.7<br>(85.9, 89.6) |

Table 9. Proportion of ST users among Oklahoma male adults by mental health status, Oklahoma BRFSS 2011 – 2021

| Frequent Mental Distress | Smokeless Tobacco Use | 2011 |                      | 2012 |                      | 2013 |                      | 2014 |                      | 2015 |                      |
|--------------------------|-----------------------|------|----------------------|------|----------------------|------|----------------------|------|----------------------|------|----------------------|
|                          |                       | N    | Weighted% (95%CI)    | N    | Weighted% (95%CI)    | N    | Weighted% (95%CI)    | N    | Weighted% (95%CI)    | N    | Weighted% (95%CI)    |
| Yes                      | Yes                   | 49   | 14.5<br>(8.9, 20.1)  | 50   | 19.2<br>(13.4, 25.1) | 40   | 14.7<br>(9.6, 19.9)  | 51   | 16.9<br>(11.8, 22.0) | 33   | 13.9<br>(8.2, 19.6)  |
|                          | No                    | 346  | 85.5<br>(79.9, 91.1) | 283  | 80.8<br>(74.9, 86.6) | 301  | 85.3<br>(80.1, 90.4) | 312  | 83.1<br>(78.0, 88.2) | 209  | 86.1<br>(80.4, 91.8) |
| No                       | Yes                   | 296  | 13.2<br>(11.4, 15.0) | 311  | 11.8<br>(10.3, 13.3) | 280  | 11.4<br>(9.9, 12.9)  | 299  | 12.1<br>(10.5, 13.7) | 244  | 12.4<br>(10.4, 14.3) |
|                          | No                    | 2477 | 86.8<br>(85.0, 88.6) | 2569 | 88.2<br>(86.7, 89.7) | 2614 | 88.6<br>(87.1, 90.1) | 2683 | 87.9<br>(86.3, 89.5) | 2195 | 87.6<br>(85.7, 89.6) |

| Frequent Mental Distress | Smokeless Tobacco Use | 2016 |                      | 2017 |                      | 2018 |                      | 2019 |                      | 2020 |                      |
|--------------------------|-----------------------|------|----------------------|------|----------------------|------|----------------------|------|----------------------|------|----------------------|
|                          |                       | N    | Weighted% (95%CI)    | N    | Weighted% (95%CI)    | N    | Weighted% (95%CI)    | N    | Weighted% (95%CI)    | N    | Weighted% (95%CI)    |
| Yes                      | Yes                   | 29   | 12.7<br>(7.6, 17.8)  | 32   | 14.4<br>(8.6, 20.3)  | 23   | 9.7<br>(4.5, 14.9)   | 35   | 13.5<br>(8.6, 18.5)  | 28   | 13.0<br>(7.6, 18.4)  |
|                          | No                    | 245  | 87.3<br>(82.2, 92.4) | 224  | 85.6<br>(79.7, 91.4) | 200  | 90.3<br>(85.1, 95.5) | 248  | 86.5<br>(81.5, 91.4) | 211  | 87.0<br>(81.6, 92.4) |
| No                       | Yes                   | 224  | 11.1<br>(9.3, 12.8)  | 262  | 13.5<br>(11.6, 15.4) | 199  | 12.4<br>(10.5, 14.4) | 286  | 13.6<br>(11.8, 15.5) | 220  | 12.4<br>(10.5, 14.3) |
|                          | No                    | 2170 | 88.9<br>(87.2, 90.7) | 2041 | 86.5<br>(84.6, 88.4) | 1672 | 87.6<br>(85.6, 89.5) | 1977 | 86.4<br>(84.5, 88.2) | 1530 | 87.6<br>(85.7, 89.5) |

| Frequent Mental Distress | Smokeless Tobacco Use | 2021 |                      |
|--------------------------|-----------------------|------|----------------------|
|                          |                       | N    | Weighted% (95%CI)    |
| Yes                      | Yes                   | 25   | 10.4<br>(6.0, 14.8)  |
|                          | No                    | 224  | 89.6<br>(85.2, 94.0) |
| No                       | Yes                   | 222  | 12.0<br>(10.1, 13.8) |
|                          | No                    | 1734 | 88.0<br>(86.2, 89.9) |

Table 10. Proportion of ST users among Oklahoma male adults by health insurance coverage, Oklahoma BRFSS 2011 – 2021

| Health Insurance Status | Smokeless Tobacco Use | 2011 |                      | 2012 |                      | 2013 |                      | 2014 |                      | 2015 |                      |
|-------------------------|-----------------------|------|----------------------|------|----------------------|------|----------------------|------|----------------------|------|----------------------|
|                         |                       | N    | Weighted% (95%CI)    | N    | Weighted% (95%CI)    | N    | Weighted% (95%CI)    | N    | Weighted% (95%CI)    | N    | Weighted% (95%CI)    |
| Insured                 | Yes                   | 282  | 13.3<br>(11.4, 15.2) | 302  | 12.4<br>(10.8, 14.0) | 280  | 12.0<br>(10.4, 13.6) | 306  | 12.4<br>(10.8, 14.1) | 249  | 12.7<br>(10.7, 14.7) |
|                         | No                    | 2385 | 86.7<br>(84.8, 88.6) | 2488 | 87.6<br>(86.0, 89.2) | 2518 | 88.0<br>(86.4, 89.6) | 2703 | 87.6<br>(85.9, 89.2) | 2198 | 87.3<br>(85.3, 89.3) |
| Uninsured               | Yes                   | 61   | 13.6<br>(9.5, 17.7)  | 58   | 13.9<br>(9.9, 17.9)  | 38   | 10.3<br>(6.6, 14)    | 43   | 13.9<br>(9.4, 18.4)  | 28   | 12.1<br>(7.3, 16.9)  |
|                         | No                    | 431  | 86.4<br>(82.3, 90.5) | 356  | 86.1<br>(82.1, 90.1) | 391  | 89.7<br>(86.0, 93.4) | 281  | 86.1<br>(81.6, 90.6) | 194  | 87.9<br>(83.1, 92.7) |

| Health Insurance Status | Smokeless Tobacco Use | 2016 |                      | 2017 |                      | 2018 |                      | 2019 |                      | 2020 |                      |
|-------------------------|-----------------------|------|----------------------|------|----------------------|------|----------------------|------|----------------------|------|----------------------|
|                         |                       | N    | Weighted% (95%CI)    | N    | Weighted% (95%CI)    | N    | Weighted% (95%CI)    | N    | Weighted% (95%CI)    | N    | Weighted% (95%CI)    |
| Insured                 | Yes                   | 219  | 11.2<br>(9.5, 13.0)  | 259  | 13.1<br>(11.3, 15.0) | 192  | 12.2<br>(10.2, 14.2) | 300  | 14.2<br>(12.3, 16.1) | 225  | 12.7<br>(10.8, 14.6) |
|                         | No                    | 2218 | 88.8<br>(87.0, 90.5) | 2062 | 86.9<br>(85.0, 88.7) | 1699 | 87.8<br>(85.8, 89.8) | 2025 | 85.8<br>(83.9, 87.7) | 1561 | 87.3<br>(85.4, 89.2) |
| Uninsured               | Yes                   | 37   | 13.1<br>(7.9, 18.2)  | 42   | 16.5<br>(10.9, 22.0) | 34   | 12.3<br>(7.6, 17.0)  | 39   | 12.6<br>(8.3, 16.9)  | 34   | 12.3<br>(7.5, 17.2)  |
|                         | No                    | 231  | 86.9<br>(81.8, 92.1) | 241  | 83.5<br>(78.0, 89.1) | 200  | 87.7<br>(83.0, 92.4) | 265  | 87.4<br>(83.1, 91.7) | 228  | 87.7<br>(82.8, 92.5) |

| Health Insurance Status | Smokeless Tobacco Use | 2021 |                      |
|-------------------------|-----------------------|------|----------------------|
|                         |                       | N    | Weighted% (95%CI)    |
| Insured                 | Yes                   | 232  | 12.5<br>(10.6, 14.3) |
|                         | No                    | 1810 | 87.5<br>(85.7, 89.4) |
| Uninsured               | Yes                   | 22   | 9.6<br>(5.2, 14.1)   |
|                         | No                    | 156  | 90.4<br>(85.9, 94.8) |

Table 11. Proportion of ST users among Oklahoma male adults by disability status, Oklahoma BRFSS 2016 – 2021

| Disability Status      | Smokeless Tobacco among Male | 2016 |                      | 2017 |                      | 2018 |                      | 2019 |                      | 2020 |                      |
|------------------------|------------------------------|------|----------------------|------|----------------------|------|----------------------|------|----------------------|------|----------------------|
|                        |                              | N    | Weighted% (95%CI)    | N    | Weighted% (95%CI)    | N    | Weighted% (95%CI)    | N    | Weighted% (95%CI)    | N    | Weighted% (95%CI)    |
| One or more disability | Yes                          | 84   | 11.3<br>(8.5, 14.2)  | 111  | 13.0<br>(10.0, 16.0) | 92   | 13.1<br>(9.7, 16.4)  | 131  | 13.8<br>(11.1, 16.5) | 103  | 14.2<br>(11.1, 17.3) |
|                        | No                           | 879  | 88.7<br>(85.8, 91.5) | 861  | 87.0<br>(84.0, 90.0) | 723  | 86.9<br>(83.6, 90.3) | 883  | 86.2<br>(83.5, 88.9) | 646  | 85.8<br>(82.7, 88.9) |
| No disability          | Yes                          | 167  | 11.2<br>(9.2, 13.3)  | 189  | 14.1<br>(11.9, 16.4) | 135  | 11.8<br>(9.6, 14.0)  | 206  | 14.0<br>(11.8, 16.3) | 151  | 11.6<br>(9.4, 13.7)  |
|                        | No                           | 1543 | 88.8<br>(86.7, 90.8) | 1417 | 85.9<br>(83.6, 88.1) | 1182 | 88.2<br>(86.0, 90.4) | 1384 | 86.0<br>(83.7, 88.2) | 1134 | 88.4<br>(86.3, 90.6) |

| Disability Status      | Smokeless Tobacco among Male | 2021 |                      |
|------------------------|------------------------------|------|----------------------|
|                        |                              | N    | Weighted% (95%CI)    |
| One or more disability | Yes                          | 104  | 13.2<br>(10.4, 16.1) |
|                        | No                           | 746  | 86.8<br>(83.9, 89.6) |
| No disability          | Yes                          | 148  | 11.2<br>(9.1, 13.4)  |
|                        | No                           | 1230 | 88.8<br>(86.6, 90.9) |

## Section IV. Use of Electronic Vaping Products (EVP)

Table 1. Proportion of EVP users among Oklahoma adults, Oklahoma BRFSS 2017 – 2021

| EVP Use | 2017 |                      | 2018 |                      | 2019 |                      | 2020 |                      | 2021 |                      |
|---------|------|----------------------|------|----------------------|------|----------------------|------|----------------------|------|----------------------|
|         | N    | Weighted%<br>(95%CI) | N    | Weighted%<br>(95%CI) | N    | Weighted%<br>(95%CI) | N    | Weighted%<br>(95%CI) | N    | Weighted%<br>(95%CI) |
| Yes     | 237  | 6.8<br>(5.8, 7.9)    | 280  | 8.7<br>(7.5, 9.9)    | 387  | 10.8<br>(9.6, 12.0)  | 268  | 9.1<br>(7.8, 10.3)   | 278  | 9.3<br>(8.0, 10.5)   |
| No      | 5326 | 93.2<br>(92.1, 94.2) | 4253 | 91.3<br>(90.1, 92.5) | 4977 | 89.2<br>(88.0, 90.4) | 3817 | 90.9<br>(89.7, 92.2) | 4094 | 90.7<br>(89.5, 92.0) |

Table 2. Prevalence of current use of EVP among Oklahoma adults by sex, Oklahoma BRFSS 2017 – 2021

| Sex    | EVP Use | 2017 |                      | 2018 |                      | 2019 |                      | 2020 |                      | 2021 |                      |
|--------|---------|------|----------------------|------|----------------------|------|----------------------|------|----------------------|------|----------------------|
|        |         | N    | Weighted%<br>(95%CI) | N    | Weighted%<br>(95%CI) | N    | Weighted%<br>(95%CI) | N    | Weighted%<br>(95%CI) | N    | Weighted%<br>(95%CI) |
| Male   | Yes     | 110  | 7.4<br>(5.8, 9.0)    | 131  | 10.4<br>(8.3, 12.4)  | 192  | 12.7<br>(10.8, 14.6) | 122  | 10.2<br>(8.2, 12.2)  | 133  | 9.8<br>(7.9, 11.7)   |
|        | No      | 2112 | 92.6<br>(91.0, 94.2) | 1750 | 89.6<br>(87.6, 91.7) | 2084 | 87.3<br>(85.4, 89.2) | 1603 | 89.8<br>(87.8, 91.8) | 1771 | 90.2<br>(88.3, 92.1) |
| Female | Yes     | 126  | 6.2<br>(4.8, 7.5)    | 149  | 7.1<br>(5.8, 8.5)    | 195  | 9.0<br>(7.6, 10.5)   | 146  | 8.1<br>(6.6, 9.5)    | 145  | 8.8<br>(7.1, 10.4)   |
|        | No      | 3213 | 93.8<br>(92.5, 95.2) | 2502 | 92.9<br>(91.5, 94.2) | 2893 | 91.0<br>(89.5, 92.4) | 2214 | 91.9<br>(90.5, 93.4) | 2323 | 91.2<br>(89.6, 92.9) |

Table 3. Three-year rolling weighted percentages of EVP users among Oklahoma adults by age, Oklahoma BRFSS 2017 – 2021

| Age Group  | EVP Use | 2017-19 |                      | 2018-20 |                      | 2019-21 |                      |
|------------|---------|---------|----------------------|---------|----------------------|---------|----------------------|
|            |         | N       | Weighted%<br>(95%CI) | N       | Weighted%<br>(95%CI) | N       | Weighted%<br>(95%CI) |
| 18-24      | Yes     | 135     | 20.5<br>(17.0, 24.0) | 168     | 23.3<br>(19.8, 26.8) | 190     | 25.3<br>(21.8, 28.8) |
|            | No      | 541     | 79.5<br>(76.0, 83.0) | 523     | 76.7<br>(73.2, 80.2) | 547     | 74.7<br>(71.2, 78.2) |
| 25-34      | Yes     | 181     | 12.1<br>(10.1, 14.0) | 210     | 14.3<br>(12.2, 16.4) | 213     | 14.8<br>(12.7, 17.0) |
|            | No      | 1348    | 87.9<br>(86.0, 89.9) | 1264    | 85.7<br>(83.6, 87.8) | 1255    | 85.2<br>(83.0, 87.3) |
| 35-44      | Yes     | 178     | 10.8<br>(9.1, 12.4)  | 191     | 11.2<br>(9.5, 12.8)  | 198     | 11.4<br>(9.7, 13.1)  |
|            | No      | 1649    | 89.2<br>(87.6, 90.9) | 1565    | 88.8<br>(87.2, 90.5) | 1669    | 88.6<br>(86.9, 90.3) |
| 45-54      | Yes     | 145     | 7.0<br>(5.7, 8.3)    | 133     | 6.8<br>(5.5, 8.2)    | 138     | 7.1<br>(5.8, 8.4)    |
|            | No      | 1945    | 93.0<br>(91.7, 94.3) | 1841    | 93.2<br>(91.8, 94.5) | 1844    | 92.9<br>(91.6, 94.2) |
| 55-64      | Yes     | 155     | 5.8<br>(4.7, 6.8)    | 130     | 5.6<br>(4.5, 6.8)    | 111     | 5.0<br>(3.9, 6.1)    |
|            | No      | 2907    | 94.2<br>(93.2, 95.3) | 2519    | 94.4<br>(93.2, 95.5) | 2386    | 95.0<br>(93.9, 96.1) |
| 65 or more | Yes     | 110     | 2.3<br>(1.8, 2.8)    | 103     | 2.2<br>(1.7, 2.6)    | 83      | 1.6<br>(1.2, 2.0)    |
|            | No      | 6166    | 97.7<br>(97.2, 98.2) | 5335    | 97.8<br>(97.4, 98.3) | 5187    | 98.4<br>(98.0, 98.8) |



Table 4. Three-year rolling weighted percentages of EVP users among Oklahoma adults by race/ethnicity, Oklahoma BRFSS 2017 – 2021

| Race/Ethnicity | EVP Use | 2017-19 |                      | 2018-20 |                      | 2019-21 |                      |
|----------------|---------|---------|----------------------|---------|----------------------|---------|----------------------|
|                |         | N       | Weighted%<br>(95%CI) | N       | Weighted%<br>(95%CI) | N       | Weighted%<br>(95%CI) |
| NH-White       | Yes     | 650     | 8.7<br>(8.0, 9.5)    | 652     | 9.5<br>(8.7, 10.4)   | 633     | 9.5<br>(8.7, 10.4)   |
|                | No      | 11043   | 91.3<br>(90.5, 92.0) | 9717    | 90.5<br>(89.6, 91.3) | 9445    | 90.5<br>(89.6, 91.3) |
| NH-Black       | Yes     | 45      | 7.1<br>(4.6, 9.6)    | 45      | 7.1<br>(4.7, 9.5)    | 39      | 6.7<br>(4.3, 9.1)    |
|                | No      | 747     | 92.9<br>(90.4, 95.4) | 666     | 92.9<br>(90.5, 95.3) | 666     | 93.3<br>(90.9, 95.7) |
| NH-AI/AN       | Yes     | 76      | 10.6<br>(7.9, 13.3)  | 84      | 11.1<br>(8.5, 13.6)  | 89      | 11.7<br>(9.2, 14.2)  |
|                | No      | 945     | 89.4<br>(86.7, 92.1) | 941     | 88.9<br>(86.4, 91.5) | 957     | 88.3<br>(85.8, 90.8) |
| NH-Other       | Yes     | 79      | 10.7<br>(8.0, 13.3)  | 95      | 13.2<br>(10.1, 16.3) | 101     | 14.9<br>(11.5, 18.4) |
|                | No      | 904     | 89.3<br>(86.7, 92.0) | 790     | 86.8<br>(83.7, 89.9) | 800     | 85.1<br>(81.6, 88.5) |
| Hispanic       | Yes     | 43      | 7.4<br>(4.8, 10.0)   | 50      | 7.4<br>(5.0, 9.7)    | 61      | 8.1<br>(5.9, 10.4)   |
|                | No      | 775     | 92.6<br>(90.0, 95.2) | 802     | 92.6<br>(90.3, 95.0) | 838     | 91.9<br>(89.6, 94.1) |

Table 5. Three-year rolling weighted percentages of EVP users among Oklahoma adults by education, Oklahoma BRFSS 2017 – 2021

| Education             | EVP Use | 2017-19 |                      | 2018-20 |                      | 2019-21 |                      |
|-----------------------|---------|---------|----------------------|---------|----------------------|---------|----------------------|
|                       |         | N       | Weighted%<br>(95%CI) | N       | Weighted%<br>(95%CI) | N       | Weighted%<br>(95%CI) |
| Less than high school | Yes     | 94      | 11.5<br>(8.9, 14.1)  | 80      | 10.1<br>(7.6, 12.6)  | 76      | 9.6<br>(7.3, 12.0)   |
|                       | No      | 1051    | 88.5<br>(85.9, 91.1) | 988     | 89.9<br>(87.4, 92.4) | 942     | 90.4<br>(88.0, 92.7) |
| High school           | Yes     | 297     | 10.0<br>(8.7, 11.3)  | 312     | 11.2<br>(9.9, 12.6)  | 314     | 12.1<br>(10.7, 13.6) |
|                       | No      | 4149    | 90.0<br>(88.7, 91.3) | 3662    | 88.8<br>(87.4, 90.1) | 3515    | 87.9<br>(86.4, 89.3) |
| Some college          | Yes     | 339     | 9.6<br>(8.4, 10.7)   | 351     | 10.5<br>(9.3, 11.7)  | 358     | 10.8<br>(9.5, 12.0)  |
|                       | No      | 4478    | 90.4<br>(89.3, 91.6) | 4003    | 89.5<br>(88.3, 90.7) | 3959    | 89.2<br>(88.0, 90.5) |
| College graduate      | Yes     | 173     | 4.6<br>(3.9, 5.4)    | 192     | 5.6<br>(4.7, 6.5)    | 184     | 5.2<br>(4.3, 6.0)    |
|                       | No      | 4854    | 95.4<br>(94.6, 96.1) | 4368    | 94.4<br>(93.5, 95.3) | 4436    | 94.8<br>(94.0, 95.7) |

Table 6. Three-year rolling weighted percentages of EVP users among Oklahoma adults by income, Oklahoma BRFSS 2017 – 2021

| Income                     | EVP Use | 2017-19 |                      | 2018-20 |                      | 2019-21 |                      |
|----------------------------|---------|---------|----------------------|---------|----------------------|---------|----------------------|
|                            |         | N       | Weighted%<br>(95%CI) | N       | Weighted%<br>(95%CI) | N       | Weighted%<br>(95%CI) |
| Less than 15,000           | Yes     | 107     | 9.9<br>(7.7, 12.1)   | 97      | 11.1<br>(8.6, 13.6)  | 97      | 13.0<br>(10.1, 15.8) |
|                            | No      | 1123    | 90.1<br>(87.9, 92.3) | 953     | 88.9<br>(86.4, 91.4) | 872     | 87.0<br>(84.2, 89.9) |
| 15,000 to Less than 25,000 | Yes     | 168     | 11.4<br>(9.4, 13.4)  | 166     | 10.7<br>(8.9, 12.5)  | 150     | 10.3<br>(8.4, 12.1)  |
|                            | No      | 2130    | 88.6<br>(86.6, 90.6) | 1922    | 89.3<br>(87.5, 91.1) | 1712    | 89.7<br>(87.9, 91.6) |
| 25,000 to Less than 35,000 | Yes     | 105     | 11.7<br>(9.1, 14.3)  | 111     | 12.8<br>(10.1, 15.6) | 105     | 11.6<br>(9.2, 14.1)  |
|                            | No      | 1412    | 88.3<br>(85.7, 90.9) | 1272    | 87.2<br>(84.4, 89.9) | 1281    | 88.4<br>(85.9, 90.8) |
| 35,000 to Less than 50,000 | Yes     | 111     | 8.8<br>(6.9, 10.6)   | 124     | 10.4<br>(8.4, 12.4)  | 128     | 10.5<br>(8.5, 12.5)  |
|                            | No      | 1827    | 91.2<br>(89.4, 93.1) | 1673    | 89.6<br>(87.6, 91.6) | 1596    | 89.5<br>(87.5, 91.5) |
| 50,000 or more             | Yes     | 300     | 7.3<br>(6.3, 8.2)    | 311     | 7.8<br>(6.8, 8.8)    | 307     | 7.9<br>(6.9, 8.9)    |
|                            | No      | 5546    | 92.7<br>(91.8, 93.7) | 5102    | 92.2<br>(91.2, 93.2) | 5124    | 92.1<br>(91.1, 93.1) |

Table 7. Proportion of EVP users among Oklahoma adults by area of residence, Oklahoma BRFSS 2017 – 2021

| Area of Residence | EVP Use | 2017 |                      | 2018 |                      | 2019 |                      | 2020 |                      | 2021 |                      |
|-------------------|---------|------|----------------------|------|----------------------|------|----------------------|------|----------------------|------|----------------------|
|                   |         | N    | Weighted%<br>(95%CI) | N    | Weighted%<br>(95%CI) | N    | Weighted%<br>(95%CI) | N    | Weighted%<br>(95%CI) | N    | Weighted%<br>(95%CI) |
| Urban             | Yes     | 90   | 7.2<br>(5.4, 8.9)    | 109  | 8.6<br>(6.7, 10.5)   | 162  | 12.2<br>(10.2, 14.1) | 90   | 8.6<br>(6.6, 10.6)   | 90   | 9.0<br>(6.9, 11.1)   |
|                   | No      | 1843 | 92.8<br>(91.1, 94.6) | 1540 | 91.4<br>(89.5, 93.3) | 1642 | 87.8<br>(85.9, 89.8) | 1293 | 91.4<br>(89.4, 93.4) | 1200 | 91.0<br>(88.9, 93.1) |
| Rural             | Yes     | 147  | 6.6<br>(5.3, 7.9)    | 171  | 8.8<br>(7.2, 10.4)   | 225  | 9.8<br>(8.3, 11.2)   | 178  | 9.4<br>(7.9, 11.0)   | 188  | 9.4<br>(7.9, 11.0)   |
|                   | No      | 3483 | 93.4<br>(92.1, 94.7) | 2713 | 91.2<br>(89.6, 92.8) | 3335 | 90.2<br>(88.8, 91.7) | 2524 | 90.6<br>(89.0, 92.1) | 2894 | 90.6<br>(89.0, 92.1) |

Table 8. Proportion of EVP users among Oklahoma adults by physical health status, Oklahoma BRFSS 2017 – 2021

| Poor Physical Health | EVP Use | 2017 |                      | 2018 |                      | 2019 |                      | 2020 |                      | 2021 |                      |
|----------------------|---------|------|----------------------|------|----------------------|------|----------------------|------|----------------------|------|----------------------|
|                      |         | N    | Weighted%<br>(95%CI) | N    | Weighted%<br>(95%CI) | N    | Weighted%<br>(95%CI) | N    | Weighted%<br>(95%CI) | N    | Weighted%<br>(95%CI) |
| Yes                  | Yes     | 60   | 9.3<br>(6.4, 12.1)   | 65   | 12.7<br>(9.1, 16.2)  | 61   | 10.0<br>(7.2, 12.7)  | 48   | 11.5<br>(7.8, 15.2)  | 50   | 10.0<br>(6.8, 13.3)  |
|                      | No      | 834  | 90.7<br>(87.9, 93.6) | 665  | 87.3<br>(83.8, 90.9) | 764  | 90.0 (87.3, 92.8)    | 517  | 88.5<br>(84.8, 92.2) | 563  | 90.0<br>(86.7, 93.2) |
| No                   | Yes     | 171  | 6.4<br>(5.2, 7.5)    | 206  | 7.9<br>(6.6, 9.2)    | 314  | 11.1<br>(9.7, 12.4)  | 211  | 8.8<br>(7.4, 10.1)   | 218  | 9.2<br>(7.8, 10.6)   |
|                      | No      | 4320 | 93.6<br>(92.5, 94.8) | 3482 | 92.1<br>(90.8, 93.4) | 4015 | 88.9<br>(87.6, 90.3) | 3159 | 91.2<br>(89.9, 92.6) | 3336 | 90.8<br>(89.4, 92.2) |

Table 9. Proportion of EVP users among Oklahoma adults by mental health status, Oklahoma BRFSS 2017 – 2021

| Frequent Mental Distress | EVP Use | 2017 |                   | 2018 |                   | 2019 |                   | 2020 |                   | 2021 |                   |
|--------------------------|---------|------|-------------------|------|-------------------|------|-------------------|------|-------------------|------|-------------------|
|                          |         | N    | Weighted% (95%CI) | N    | Weighted% (95%CI) | N    | Weighted% (95%CI) | N    | Weighted% (95%CI) | N    | Weighted% (95%CI) |
| Yes                      | Yes     | 74   | 14.6 (10.7, 18.4) | 87   | 16.9 (12.9, 20.8) | 104  | 19.8 (15.9, 23.7) | 86   | 17.9 (13.9, 21.8) | 83   | 17.3 (13.3, 21.3) |
|                          | No      | 619  | 85.4 (81.6, 89.3) | 517  | 83.1 (79.2, 87.1) | 587  | 80.2 (76.3, 84.1) | 485  | 82.1 (78.2, 86.1) | 549  | 82.7 (78.7, 86.7) |
| No                       | Yes     | 159  | 5.5 (4.5, 6.6)    | 182  | 6.9 (5.7, 8.2)    | 265  | 9.0 (7.8, 10.3)   | 161  | 7.1 (5.8, 8.3)    | 184  | 7.5 (6.2, 8.8)    |
|                          | No      | 4587 | 94.5 (93.4, 95.5) | 3646 | 93.1 (91.8, 94.3) | 4210 | 91.0 (89.7, 92.2) | 3193 | 92.9 (91.7, 94.2) | 3412 | 92.5 (91.2, 93.8) |

Frequent Mental Distress = 14 or more days of poor mental health

Table 10. Proportion of EVP users among Oklahoma adults by health insurance coverage, Oklahoma BRFSS 2017 – 2021

| Health Insurance Status | EVP Use | 2017 |                   | 2018 |                   | 2019 |                   | 2020 |                   | 2021 |                   |
|-------------------------|---------|------|-------------------|------|-------------------|------|-------------------|------|-------------------|------|-------------------|
|                         |         | N    | Weighted% (95%CI) | N    | Weighted% (95%CI) | N    | Weighted% (95%CI) | N    | Weighted% (95%CI) | N    | Weighted% (95%CI) |
| Insured                 | Yes     | 192  | 6.1 (5.1, 7.1)    | 246  | 8.5 (7.2, 9.8)    | 300  | 9.6 (8.4, 10.8)   | 221  | 8.5 (7.2, 9.8)    | 220  | 8.2 (7.0, 9.5)    |
|                         | No      | 4898 | 93.9 (92.9, 94.9) | 3840 | 91.5 (90.2, 92.8) | 4479 | 90.4 (89.2, 91.6) | 3397 | 91.5 (90.2, 92.8) | 3754 | 91.8 (90.5, 93.0) |
| Uninsured               | Yes     | 45   | 11.6 (7.6, 15.6)  | 33   | 10.0 (6.4, 13.7)  | 85   | 17.1 (13.4, 20.9) | 47   | 12.8 (8.8, 16.8)  | 49   | 18.3 (12.9, 23.7) |
|                         | No      | 411  | 88.4 (84.4, 92.4) | 401  | 90.0 (86.3, 93.6) | 488  | 82.9 (79.1, 86.6) | 400  | 87.2 (83.2, 91.2) | 245  | 81.7 (76.3, 87.1) |

Table 11. Proportion of EVP users among Oklahoma adults by disability status, Oklahoma BRFSS 2017 – 2021

| Disability Status      | EVP Use | 2017 |                      | 2018 |                      | 2019 |                      | 2020 |                      | 2021 |                      |
|------------------------|---------|------|----------------------|------|----------------------|------|----------------------|------|----------------------|------|----------------------|
|                        |         | N    | Weighted%<br>(95%CI) | N    | Weighted%<br>(95%CI) | N    | Weighted%<br>(95%CI) | N    | Weighted%<br>(95%CI) | N    | Weighted%<br>(95%CI) |
| One or more disability | Yes     | 120  | 9.8<br>(7.7, 11.9)   | 123  | 10.5<br>(8.3, 12.7)  | 163  | 12.0<br>(10.0, 14.1) | 118  | 10.2<br>(8.1, 12.3)  | 122  | 10.1<br>(8.0, 12.1)  |
|                        | No      | 2101 | 90.2<br>(88.1, 92.3) | 1685 | 89.5<br>(87.3, 91.7) | 1987 | 88.0<br>(85.9, 90.0) | 1449 | 89.8<br>(87.7, 91.9) | 1586 | 89.9<br>(87.9, 92.0) |
| No disability          | Yes     | 113  | 5.1<br>(4.0, 6.3)    | 157  | 7.8<br>(6.3, 9.2)    | 219  | 10.1<br>(8.6, 11.6)  | 147  | 8.6<br>(7.0, 10.1)   | 146  | 8.6<br>(7.0, 10.2)   |
|                        | No      | 3165 | 94.9<br>(93.7, 96.0) | 2553 | 92.2<br>(90.8, 93.7) | 2925 | 89.9<br>(88.4, 91.4) | 2316 | 91.4<br>(89.9, 93.0) | 2424 | 91.4<br>(89.8, 93.0) |

## Section V. Past quit attempts (in the past 12 months)

Table 1. Past quit attempts among Oklahoma adult current smokers, Oklahoma BRFSS 2011 – 2021

| Quit attempts in<br>the last 12<br>months | 2011 |                      | 2012 |                      | 2013 |                      | 2014 |                       | 2015 |                      |
|---|------|----------------------|------|----------------------|------|----------------------|------|-----------------------|------|----------------------|
|   | N    | Weighted%<br>(95%CI) | N    | Weighted%<br>(95%CI) | N    | Weighted%<br>(95%CI) | N    | Weighted%<br>(95%CI)  | N    | Weighted%<br>(95%CI) |
| Yes                                       | 1075 | 58.5<br>(55.4, 61.7) | 950  | 61.5<br>(58.4, 64.6) | 892  | 58.2<br>(55.0, 61.4) | 833  | 61.3<br>(58.1, 64.65) | 622  | 58.2<br>(54.1, 62.2) |
| No  | 779  | 41.5<br>(38.3, 44.6) | 680  | 38.5<br>(35.4, 41.6) | 669  | 41.8<br>(38.6, 45.0) | 585  | 38.7<br>(35.4, 41.9)  | 523  | 41.9<br>(37.8, 45.9) |

| Quit attempts in<br>the last 12<br>months | 2016 |                      | 2017 |                      | 2018 |                      | 2019 |                      | 2020 |                      |
|---|------|----------------------|------|----------------------|------|----------------------|------|----------------------|------|----------------------|
|   | N    | Weighted%<br>(95%CI) | N    | Weighted%<br>(95%CI) | N    | Weighted%<br>(95%CI) | N    | Weighted%<br>(95%CI) | N    | Weighted%<br>(95%CI) |
| Yes                                       | 530  | 57.5<br>(53.4, 61.5) | 565  | 59.4<br>(55.6, 63.2) | 430  | 54.3<br>(50.1, 58.5) | 526  | 58.0<br>(54.1, 61.8) | 397  | 55.2<br>(50.9, 59.4) |
| No  | 474  | 42.5<br>(38.5, 46.6) | 441  | 40.6<br>(36.8, 44.4) | 403  | 45.7<br>(41.5, 50.0) | 434  | 42.0<br>(38.2, 45.9) | 394  | 44.8<br>(40.6, 49.1) |

| Quit attempts in<br>the last 12<br>months | 2021 |                      |
|---|------|----------------------|
|   | N    | Weighted%<br>(95%CI) |
| Yes                                       | 311  | 51.8<br>(47.2, 56.4) |
| No  | 343  | 48.2<br>(43.6, 52.8) |

Table 2. Past quit attempts among Oklahoma adult current smokers by sex, Oklahoma BRFSS 2011 – 2021

| Sex    | Quit attempts<br>in the last 12<br>months | 2011 |                      | 2012 |                      | 2013 |                      | 2014 |                      | 2015 |                      |
|--------|---|------|----------------------|------|----------------------|------|----------------------|------|----------------------|------|----------------------|
|        |   | N    | Weighted%<br>(95%CI) | N    | Weighted%<br>(95%CI) | N    | Weighted%<br>(95%CI) | N    | Weighted%<br>(95%CI) | N    | Weighted%<br>(95%CI) |
| Male   | Yes                                       | 397  | 54.1<br>(49.2, 59.0) | 374  | 58.8<br>(54.0, 63.5) | 358  | 54.5<br>(49.9, 59.1) | 355  | 58.5<br>(53.7, 63.4) | 246  | 55.1<br>(49.0, 61.2) |
|        | No  | 354  | 45.9<br>(41.0, 50.8) | 306  | 41.2<br>(36.5, 46.0) | 329  | 45.5<br>(40.9, 50.1) | 286  | 41.5<br>(36.6, 46.3) | 258  | 44.9<br>(38.8, 51)   |
| Female | Yes                                       | 678  | 63.4<br>(59.6, 67.3) | 576  | 64.4<br>(60.4, 68.3) | 534  | 62.4<br>(58.1, 66.7) | 478  | 64.6<br>(60.1, 69.0) | 376  | 61.6<br>(56.4, 66.8) |
|        | No  | 425  | 36.6<br>(32.7, 40.4) | 374  | 35.6<br>(31.7, 39.6) | 340  | 37.6<br>(33.3, 41.9) | 299  | 35.4<br>(31.0, 39.9) | 265  | 38.4<br>(33.2, 43.6) |

| Sex    | Quit attempts<br>in the last 12<br>months | 2016 |                      | 2017 |                      | 2018 |                      | 2019 |                      | 2020 |                      |
|--------|---|------|----------------------|------|----------------------|------|----------------------|------|----------------------|------|----------------------|
|        |   | N    | Weighted%<br>(95%CI) | N    | Weighted%<br>(95%CI) | N    | Weighted%<br>(95%CI) | N    | Weighted%<br>(95%CI) | N    | Weighted%<br>(95%CI) |
| Male   | Yes                                       | 223  | 56.1<br>(50.1, 62.1) | 251  | 57.9<br>(52.2, 63.6) | 203  | 52.0<br>(46.0, 58.0) | 248  | 58.4<br>(53.0, 63.8) | 178  | 53.6<br>(47.2, 60.0) |
|        | No  | 218  | 43.9<br>(37.9, 49.9) | 194  | 42.1<br>(36.4, 47.8) | 201  | 48.0<br>(42.0, 54.0) | 214  | 41.6<br>(36.2, 47.0) | 187  | 46.4<br>(40.0, 52.8) |
| Female | Yes                                       | 307  | 59.0<br>(53.7, 64.3) | 314  | 61.0<br>(56.0, 66.0) | 227  | 57.2<br>(51.3, 63.0) | 278  | 57.4<br>(51.9, 62.9) | 219  | 56.9<br>(51.4, 62.4) |
|        | No  | 256  | 41.0<br>(35.7, 46.3) | 247  | 39.0<br>(34.0, 44.0) | 202  | 42.8<br>(37.0, 48.7) | 220  | 42.6<br>(37.1, 48.1) | 207  | 43.1<br>(37.6, 48.6) |

| Sex    | Quit attempts<br>in the last 12<br>months | 2021 |                      |
|--------|---|------|----------------------|
|        |   | N    | Weighted%<br>(95%CI) |
| Male   | Yes                                       | 125  | 49.9<br>(42.6, 57.1) |
|        | No  | 162  | 50.1<br>(42.9, 57.4) |
| Female | Yes                                       | 186  | 53.5<br>(47.4, 59.7) |
|        | No  | 181  | 46.5<br>(40.3, 52.6) |



Table 3. Past quit attempts among Oklahoma adult current smokers by age (three-year rolling weighted percentages), Oklahoma BRFSS 2011 – 2021

| Age Group  | Quit attempts<br>in the last 12<br>months | 2011-13 |                      | 2012-14 |                      | 2013-15 |                      | 2014-16 |                      | 2015-17 |                      |
|------------|---|---------|----------------------|---------|----------------------|---------|----------------------|---------|----------------------|---------|----------------------|
|            |   | N       | Weighted%<br>(95%CI) | N       | Weighted%<br>(95%CI) | N       | Weighted%<br>(95%CI) | N       | Weighted%<br>(95%CI) | N       | Weighted%<br>(95%CI) |
| 18-24      | Yes                                       | 204     | 68.1<br>(61.6, 74.5) | 211     | 71.7<br>(65.6, 77.8) | 172     | 74.1<br>(67.6, 80.5) | 147     | 77.3<br>(70.7, 83.9) | 117     | 74.7<br>(67.3, 82.0) |
|            | No  | 92      | 31.9<br>(25.5, 38.4) | 83      | 28.3<br>(22.2, 34.4) | 64      | 25.9<br>(19.5, 32.4) | 48      | 22.7<br>(16.1, 29.3) | 45      | 25.3<br>(18.0, 32.7) |
| 25-34      | Yes                                       | 470     | 65.8<br>(61.7, 69.8) | 432     | 65.3<br>(61.0, 69.6) | 363     | 62.7<br>(57.9, 67.6) | 309     | 62.2<br>(57.0, 67.3) | 288     | 62.6<br>(57.3, 67.8) |
|            | No  | 259     | 34.2<br>(30.2, 38.3) | 230     | 34.7<br>(30.4, 39.0) | 203     | 37.3<br>(32.4, 42.1) | 186     | 37.8<br>(32.7, 43.0) | 176     | 37.4<br>(32.2, 42.7) |
| 35-44      | Yes                                       | 454     | 58.2<br>(53.9, 62.5) | 418     | 57.4<br>(53.0, 61.8) | 344     | 55.3<br>(50.4, 60.1) | 271     | 54.4<br>(49.0, 59.9) | 235     | 55.1<br>(49.4, 60.7) |
|            | No  | 304     | 41.8<br>(37.5, 46.1) | 270     | 42.6<br>(38.2, 47.0) | 249     | 44.7<br>(39.9, 49.6) | 205     | 45.6<br>(40.1, 51.0) | 188     | 44.9<br>(39.3, 50.6) |
| 45-54      | Yes                                       | 643     | 54.4<br>(50.9, 57.8) | 561     | 56.8<br>(53.3, 60.4) | 480     | 56.0<br>(51.7, 60.2) | 383     | 54.8<br>(50.2, 59.5) | 314     | 54.2<br>(49.2, 59.2) |
|            | No  | 510     | 45.6<br>(42.2, 49.1) | 415     | 43.2<br>(39.6, 46.7) | 341     | 44.0<br>(39.8, 48.3) | 290     | 45.2<br>(40.5, 49.8) | 257     | 45.8<br>(40.8, 50.8) |
| 55-64      | Yes                                       | 664     | 54.8<br>(51.2, 58.4) | 629     | 55.7<br>(52.1, 59.2) | 579     | 56.0<br>(52.3, 59.7) | 496     | 55.3<br>(51.3, 59.4) | 431     | 54.6<br>(50.3, 58.9) |
|            | No  | 512     | 45.2<br>(41.6, 48.8) | 494     | 44.3<br>(40.8, 47.9) | 461     | 44.0<br>(40.3, 47.7) | 407     | 44.7<br>(40.6, 48.7) | 353     | 45.4<br>(41.1, 49.7) |
| 65 or more | Yes                                       | 482     | 50.2<br>(46.1, 54.2) | 424     | 49.7<br>(45.6, 53.8) | 409     | 47.8<br>(43.6, 52.1) | 379     | 48.2<br>(43.8, 52.6) | 332     | 46.5<br>(41.9, 51.0) |
|            | No  | 451     | 49.8<br>(45.8, 53.9) | 442     | 50.3<br>(46.2, 54.4) | 459     | 52.2<br>(47.9, 56.4) | 446     | 51.8<br>(47.4, 56.2) | 419     | 53.5<br>(49.0, 58.1) |

| Age Group  | Quit attempts in the last 12 months | 2016-18 |                      | 2017-19 |                      | 2018-20 |                      | 2019-21 |                      |
|------------|-------------------------------------|---------|----------------------|---------|----------------------|---------|----------------------|---------|----------------------|
|            |                                     | N       | Weighted% (95%CI)    | N       | Weighted% (95%CI)    | N       | Weighted% (95%CI)    | N       | Weighted% (95%CI)    |
| 18-24      | Yes                                 | 103     | 68.8<br>(60.6, 77.0) | 102     | 67.1<br>(58.6, 75.6) | 76      | 64.8<br>(55.1, 74.4) | 67      | 67.5<br>(57.6, 77.4) |
|            | No                                  | 51      | 31.2<br>(23.0, 39.4) | 48      | 32.9<br>(24.4, 41.4) | 44      | 35.2<br>(25.6, 44.9) | 35      | 32.5<br>(22.6, 42.4) |
| 25-34      | Yes                                 | 266     | 65.3<br>(60.2, 70.4) | 257     | 66.8<br>(61.6, 72.0) | 219     | 67.0<br>(61.5, 72.5) | 187     | 66.2<br>(60.2, 72.2) |
|            | No                                  | 161     | 34.7<br>(29.6, 39.8) | 145     | 33.2<br>(28.0, 38.4) | 126     | 33.0<br>(27.5, 38.5) | 111     | 33.8<br>(27.8, 39.8) |
| 35-44      | Yes                                 | 222     | 54.3<br>(48.6, 59.9) | 246     | 54.5<br>(49.2, 59.7) | 238     | 55.9<br>(50.5, 61.3) | 236     | 55.8<br>(50.4, 61.2) |
|            | No                                  | 181     | 45.7<br>(40.1, 51.4) | 203     | 45.5<br>(40.3, 50.8) | 191     | 44.1<br>(38.7, 49.5) | 193     | 44.2<br>(38.8, 49.6) |
| 45-54      | Yes                                 | 287     | 52.3<br>(47.3, 57.2) | 281     | 53.9<br>(48.9, 58.9) | 247     | 49.4<br>(44.3, 54.6) | 211     | 49.4<br>(43.9, 54.9) |
|            | No                                  | 247     | 47.7<br>(42.8, 52.7) | 234     | 46.1<br>(41.1, 51.1) | 248     | 50.6<br>(45.4, 55.7) | 228     | 50.6<br>(45.1, 56.1) |
| 55-64      | Yes                                 | 355     | 52.2<br>(47.6, 56.8) | 342     | 52.5<br>(47.8, 57.2) | 298     | 52.1<br>(47.1, 57.0) | 286     | 52.3<br>(47.3, 57.3) |
|            | No                                  | 312     | 47.8<br>(43.2, 52.4) | 290     | 47.5<br>(42.8, 52.2) | 279     | 47.9<br>(43.0, 52.9) | 264     | 47.7<br>(42.7, 52.7) |
| 65 or more | Yes                                 | 292     | 46.2<br>(41.4, 50.9) | 293     | 46.0<br>(41.4, 50.6) | 275     | 45.5<br>(40.8, 50.3) | 247     | 44.0<br>(39.0, 49.0) |
|            | No                                  | 366     | 53.8<br>(49.1, 58.6) | 358     | 54.0<br>(49.4, 58.6) | 343     | 54.5<br>(49.7, 59.2) | 340     | 56.0<br>(51.0, 61.0) |

Table 4. Past quit attempts among Oklahoma adult current smokers by race/ethnicity (three-year rolling weighted percentages), Oklahoma BRFSS 2011 – 2021

| Race/Ethnicity | Quit attempts<br>in the last 12<br>months | 2011-13 |                      | 2012-14 |                      | 2013-15 |                      | 2014-16 |                      | 2015-17 |                      |
|----------------|---|---------|----------------------|---------|----------------------|---------|----------------------|---------|----------------------|---------|----------------------|
|                |   | N       | Weighted%<br>(95%CI) | N       | Weighted%<br>(95%CI) | N       | Weighted%<br>(95%CI) | N       | Weighted%<br>(95%CI) | N       | Weighted%<br>(95%CI) |
| NH-White       | Yes                                       | 1973    | 58.6<br>(56.4, 60.8) | 1822    | 58.3<br>(56.1, 60.5) | 1615    | 58.0<br>(55.6, 60.4) | 1385    | 57.5<br>(54.9, 60.1) | 1187    | 57.1<br>(54.4, 59.8) |
|                | No  | 1538    | 41.4<br>(39.2, 43.6) | 1407    | 41.7<br>(39.5, 43.9) | 1283    | 42.0<br>(39.6, 44.4) | 1191    | 42.5<br>(39.9, 45.1) | 1085    | 42.9<br>(40.2, 45.6) |
| NH-Black       | Yes                                       | 264     | 67.2<br>(60.8, 73.7) | 220     | 70.6<br>(64.4, 76.8) | 197     | 69.3<br>(62.6, 76.0) | 150     | 66.5<br>(58.4, 74.6) | 127     | 67.2<br>(58.5, 75.9) |
|                | No  | 123     | 32.8<br>(26.3, 39.2) | 97      | 29.4<br>(23.2, 35.6) | 96      | 30.7<br>(24.0, 37.4) | 75      | 33.5<br>(25.4, 41.6) | 61      | 32.8<br>(24.1, 41.5) |
| NH-AI/AN       | Yes                                       | 256     | 57.7<br>(51.6, 63.8) | 231     | 57.3<br>(51.1, 63.6) | 212     | 54.6<br>(48.1, 61.1) | 191     | 56.5<br>(49.7, 63.3) | 176     | 57.8<br>(50.8, 64.9) |
|                | No  | 194     | 42.3<br>(36.2, 48.4) | 182     | 42.7<br>(36.4, 48.9) | 189     | 45.4<br>(38.9, 51.9) | 154     | 43.5<br>(36.7, 50.3) | 144     | 42.2<br>(35.1, 49.2) |
| NH-Other       | Yes                                       | 279     | 65.2<br>(58.8, 71.6) | 269     | 71.5<br>(65.5, 77.5) | 207     | 65.6<br>(57.9, 73.2) | 161     | 67.0<br>(58.8, 75.1) | 121     | 57.6<br>(48.3, 66.9) |
|                | No  | 173     | 34.8<br>(28.4, 41.2) | 166     | 28.5<br>(22.5, 34.5) | 141     | 34.4<br>(26.8, 42.1) | 104     | 33.0<br>(24.9, 41.2) | 88      | 42.4<br>(33.1, 51.7) |
| Hispanic       | Yes                                       | 137     | 56.6<br>(48.4, 64.8) | 125     | 60.7<br>(52.5, 68.9) | 103     | 58.0<br>(47.5, 68.4) | 81      | 60.0<br>(48.8, 71.2) | 82      | 61.0<br>(50.2, 71.8) |
|                | No  | 91      | 43.4<br>(35.2, 51.6) | 74      | 39.3<br>(31.1, 47.5) | 59      | 42.0<br>(31.6, 52.5) | 47      | 40.0<br>(28.8, 51.2) | 49      | 39.0<br>(28.2, 49.8) |

| Race/Ethnicity | Quit attempts<br>in the last 12<br>months | 2016-18 |                      | 2017-19 |                      | 2018-20 |                      | 2019-21 |                      |
|----------------|---|---------|----------------------|---------|----------------------|---------|----------------------|---------|----------------------|
|                |   | N       | Weighted%<br>(95%CI) | N       | Weighted%<br>(95%CI) | N       | Weighted%<br>(95%CI) | N       | Weighted%<br>(95%CI) |
| NH-White       | Yes                                       | 1049    | 55.9<br>(53.1, 58.6) | 1013    | 55.0<br>(52.2, 57.8) | 912     | 54.9<br>(52.1, 57.8) | 809     | 52.5<br>(49.5, 55.4) |
|                | No  | 991     | 44.1<br>(41.4, 46.9) | 940     | 45.0<br>(42.2, 47.8) | 875     | 45.1<br>(42.2, 47.9) | 835     | 47.5<br>(44.6, 50.5) |
| NH-Black       | Yes                                       | 106     | 60.6<br>(51.4, 69.9) | 112     | 68.1<br>(59.8, 76.5) | 99      | 67.1<br>(58.5, 75.7) | 95      | 74.9<br>(66.8, 82.9) |
|                | No  | 61      | 39.4<br>(30.1, 48.6) | 53      | 31.9<br>(23.5, 40.2) | 52      | 32.9<br>(24.3, 41.5) | 37      | 25.1<br>(17.1, 33.2) |
| NH-AI/AN       | Yes                                       | 139     | 56.0<br>(48.3, 63.7) | 152     | 56.9<br>(49.7, 64.1) | 139     | 53.6<br>(46.0, 61.2) | 142     | 52.9<br>(45.6, 60.2) |
|                | No  | 116     | 44.0<br>(36.3, 51.7) | 127     | 43.1<br>(35.9, 50.3) | 136     | 46.4<br>(38.8, 54.0) | 146     | 47.1<br>(39.8, 54.4) |
| NH-Other       | Yes                                       | 130     | 56.2<br>(47.6, 64.9) | 140     | 57.5<br>(48.9, 66.1) | 123     | 55.0<br>(46.2, 63.8) | 100     | 60.9<br>(51.9, 69.9) |
|                | No  | 92      | 43.8<br>(35.1, 52.4) | 95      | 42.5<br>(33.9, 51.1) | 97      | 45.0<br>(36.2, 53.8) | 84      | 39.1<br>(30.1, 48.1) |
| Hispanic       | Yes                                       | 80      | 65.0<br>(55.1, 74.8) | 85      | 66.5<br>(57.0, 76.0) | 67      | 56.8<br>(46.6, 67.0) | 69      | 59.7<br>(49.4, 70.0) |
|                | No  | 49      | 35.0<br>(25.2, 44.9) | 51      | 33.5<br>(24.0, 43.0) | 58      | 43.2<br>(33.0, 53.4) | 55      | 40.3<br>(30.0, 50.6) |

Table 5. Past quit attempts among Oklahoma adult current smokers by education (three-year rolling weighted percentages), Oklahoma BRFSS 2011– 2021

| Education                | Quit attempts<br>in the last 12<br>months | 2011-13 |                      | 2012-14 |                      | 2013-15 |                      | 2014-16 |                      | 2015-17 |                      |
|--------------------------|---|---------|----------------------|---------|----------------------|---------|----------------------|---------|----------------------|---------|----------------------|
|                          |   | N       | Weighted%<br>(95%CI) | N       | Weighted%<br>(95%CI) | N       | Weighted%<br>(95%CI) | N       | Weighted%<br>(95%CI) | N       | Weighted%<br>(95%CI) |
| Less than<br>high school | Yes                                       | 543     | 60.2<br>(55.9, 64.5) | 469     | 59.5<br>(55.0, 64.0) | 359     | 54.6<br>(49.3, 59.8) | 279     | 56.4<br>(50.7, 62.2) | 226     | 57.1<br>(51.1, 63.2) |
|                          | No  | 404     | 39.8<br>(35.5, 44.1) | 351     | 40.5<br>(36.0, 45.0) | 307     | 45.4<br>(40.2, 50.7) | 236     | 43.6<br>(37.8, 49.3) | 195     | 42.9<br>(36.8, 48.9) |
| High school              | Yes                                       | 1097    | 57.3<br>(54.3, 60.2) | 1030    | 59.6<br>(56.7, 62.5) | 915     | 61.0<br>(57.9, 64.1) | 769     | 59.4<br>(56.0, 62.7) | 630     | 57.2<br>(53.7, 60.8) |
|                          | No  | 832     | 42.7<br>(39.8, 45.7) | 748     | 40.4<br>(37.5, 43.3) | 652     | 39.0<br>(35.9, 42.1) | 596     | 40.6<br>(37.3, 44.0) | 559     | 42.8<br>(39.2, 46.3) |
| Some<br>college          | Yes                                       | 886     | 61.2<br>(58.1, 64.3) | 831     | 62.4<br>(59.3, 65.5) | 767     | 61.6<br>(58.3, 64.9) | 669     | 60.8<br>(57.2, 64.3) | 610     | 60.5<br>(56.8, 64.2) |
|                          | No  | 606     | 38.8<br>(35.7, 41.9) | 550     | 37.6<br>(34.5, 40.7) | 544     | 38.4<br>(35.1, 41.7) | 506     | 39.2<br>(35.7, 42.8) | 470     | 39.5<br>(35.8, 43.2) |
| College<br>graduate      | Yes                                       | 390     | 60.1<br>(55.3, 65.0) | 345     | 58.4<br>(53.4, 63.3) | 306     | 55.8<br>(50.3, 61.4) | 267     | 58.2<br>(52.5, 64.0) | 250     | 58.8<br>(53.0, 64.7) |
|                          | No  | 283     | 39.9<br>(35.0, 44.7) | 283     | 41.6<br>(36.7, 46.6) | 271     | 44.2<br>(38.6, 49.7) | 242     | 41.8<br>(36.0, 47.5) | 211     | 41.2<br>(35.3, 47.0) |

| Education                | Quit attempts<br>in the last 12<br>months | 2016-18 |                      | 2017-19 |                      | 2018-20 |                      | 2019-21 |                      |
|--------------------------|---|---------|----------------------|---------|----------------------|---------|----------------------|---------|----------------------|
|                          |   | N       | Weighted%<br>(95%CI) | N       | Weighted%<br>(95%CI) | N       | Weighted%<br>(95%CI) | N       | Weighted%<br>(95%CI) |
| Less than<br>high school | Yes                                       | 206     | 57.2<br>(51.3, 63.1) | 199     | 54.4<br>(48.4, 60.3) | 179     | 54.1<br>(48.0, 60.1) | 162     | 54.3<br>(48.0, 60.5) |
|                          | No  | 181     | 42.8<br>(36.9, 48.7) | 196     | 45.6<br>(39.7, 51.6) | 196     | 45.9<br>(39.9, 52.0) | 179     | 45.7<br>(39.5, 52.0) |
| High school              | Yes                                       | 551     | 55.4<br>(51.6, 59.1) | 555     | 55.5<br>(51.9, 59.2) | 488     | 53.4<br>(49.5, 57.2) | 431     | 53.1<br>(49.2, 57.0) |
|                          | No  | 508     | 44.6<br>(40.9, 48.4) | 502     | 44.5<br>(40.8, 48.1) | 472     | 46.6<br>(42.8, 50.5) | 444     | 46.9<br>(43.0, 50.8) |
| Some<br>college          | Yes                                       | 538     | 59.3<br>(55.5, 63.1) | 542     | 62.4<br>(58.7, 66.1) | 483     | 60.5<br>(56.7, 64.3) | 460     | 58.8<br>(55.0, 62.7) |
|                          | No  | 427     | 40.7<br>(36.9, 44.5) | 382     | 37.6<br>(33.9, 41.3) | 384     | 39.5<br>(35.7, 43.3) | 379     | 41.2<br>(37.3, 45.0) |
| College<br>graduate      | Yes                                       | 229     | 55.8<br>(49.7, 61.8) | 225     | 54.0<br>(48.0, 60.1) | 203     | 54.1<br>(47.7, 60.5) | 181     | 54.7<br>(48.1, 61.2) |
|                          | No  | 199     | 44.2<br>(38.2, 50.3) | 194     | 46.0<br>(39.9, 52.0) | 176     | 45.9<br>(39.5, 52.3) | 165     | 45.3<br>(38.8, 51.9) |

Table 6. Past quit attempts among Oklahoma adult current smokers by income (three-year rolling weighted percentages), Oklahoma BRFSS 2011 – 2021

| Income                        | Quit attempts<br>in the last 12<br>months | 2011-13 |                      | 2012-14 |                      | 2013-15 |                      | 2014-16 |                      | 2015-17 |                      |
|-------------------------------|---|---------|----------------------|---------|----------------------|---------|----------------------|---------|----------------------|---------|----------------------|
|                               |   | N       | Weighted%<br>(95%CI) | N       | Weighted%<br>(95%CI) | N       | Weighted%<br>(95%CI) | N       | Weighted%<br>(95%CI) | N       | Weighted%<br>(95%CI) |
| Less than<br>15,000           | Yes                                       | 843     | 66.3<br>(62.8, 69.8) | 718     | 65.7<br>(62.0, 69.4) | 589     | 64.1<br>(59.9, 68.3) | 427     | 63.4<br>(58.5, 68.3) | 346     | 64.2<br>(59.0, 69.3) |
|                               | No  | 467     | 33.7<br>(30.2, 37.2) | 396     | 34.3<br>(30.6, 38.0) | 336     | 35.9<br>(31.7, 40.1) | 269     | 36.6<br>(31.7, 41.5) | 227     | 35.8<br>(30.7, 41.0) |
| 15,000 to Less<br>than 25,000 | Yes                                       | 698     | 60.7<br>(56.9, 64.5) | 640     | 60.9<br>(57.0, 64.8) | 544     | 56.3<br>(51.9, 60.7) | 456     | 57.2<br>(52.5, 61.9) | 381     | 58.3<br>(53.3, 63.3) |
|                               | No  | 500     | 39.3<br>(35.5, 43.1) | 463     | 39.1<br>(35.2, 43.0) | 431     | 43.7<br>(39.3, 48.1) | 364     | 42.8<br>(38.1, 47.5) | 307     | 41.7<br>(36.7, 46.7) |
| 25,000 to Less<br>than 35,000 | Yes                                       | 340     | 59.5<br>(54.4, 64.5) | 323     | 62.1<br>(56.9, 67.2) | 259     | 63.3<br>(57.6, 69.0) | 224     | 62.6<br>(56.4, 68.8) | 183     | 57.5<br>(50.7, 64.3) |
|                               | No  | 262     | 40.5<br>(35.5, 45.6) | 231     | 37.9<br>(32.8, 43.1) | 194     | 36.7<br>(31.0, 42.4) | 176     | 37.4<br>(31.2, 43.6) | 163     | 42.5<br>(35.7, 49.3) |
| 35,000 to Less<br>than 50,000 | Yes                                       | 322     | 59.0<br>(54.1, 63.9) | 302     | 61.6<br>(56.6, 66.5) | 276     | 60.0<br>(54.6, 65.5) | 247     | 62.5<br>(56.4, 68.6) | 212     | 57.2<br>(50.8, 63.6) |
|                               | No  | 268     | 41.0<br>(36.1, 45.9) | 230     | 38.4<br>(33.5, 43.4) | 206     | 40.0<br>(34.5, 45.4) | 168     | 37.5<br>(31.4, 43.6) | 171     | 42.8<br>(36.4, 49.2) |
| 50,000 or more                | Yes                                       | 484     | 53.5<br>(49.5, 57.6) | 465     | 55.5<br>(51.5, 59.6) | 440     | 56.8<br>(52.3, 61.2) | 412     | 57.3<br>(52.6, 62.1) | 361     | 55.7<br>(50.7, 60.7) |
|                               | No  | 433     | 46.5<br>(42.4, 50.5) | 409     | 44.5<br>(40.4, 48.5) | 390     | 43.2<br>(38.8, 47.7) | 366     | 42.7<br>(37.9, 47.4) | 330     | 44.3<br>(39.3, 49.3) |

| Income                        | Quit attempts<br>in the last 12<br>months | 2016-18 |                      | 2017-19 |                      | 2018-20 |                      | 2019-21 |                      |
|-------------------------------|---|---------|----------------------|---------|----------------------|---------|----------------------|---------|----------------------|
|                               |   | N       | Weighted%<br>(95%CI) | N       | Weighted%<br>(95%CI) | N       | Weighted%<br>(95%CI) | N       | Weighted%<br>(95%CI) |
| Less than<br>15,000           | Yes                                       | 284     | 62.1<br>(56.5, 67.6) | 274     | 60.6<br>(55.0, 66.1) | 221     | 55.9<br>(49.8, 62.0) | 185     | 53.8<br>(47.3, 60.4) |
|                               | No  | 193     | 37.9<br>(32.4, 43.5) | 186     | 39.4<br>(33.9, 45.0) | 178     | 44.1<br>(38.0, 50.2) | 166     | 46.2<br>(39.6, 52.7) |
| 15,000 to Less<br>than 25,000 | Yes                                       | 331     | 60.6<br>(55.5, 65.6) | 330     | 58.9<br>(53.9, 63.9) | 288     | 55.2<br>(50.0, 60.4) | 251     | 54.6<br>(49.2, 59.9) |
|                               | No  | 266     | 39.4<br>(34.4, 44.5) | 273     | 41.1<br>(36.1, 46.1) | 279     | 44.8<br>(39.6, 50.0) | 249     | 45.4<br>(40.1, 50.8) |
| 25,000 to Less<br>than 35,000 | Yes                                       | 188     | 55.8<br>(49.2, 62.4) | 172     | 54.9<br>(48.1, 61.7) | 161     | 54.4<br>(47.6, 61.2) | 147     | 52.4<br>(45.4, 59.4) |
|                               | No  | 161     | 44.2<br>(37.6, 50.8) | 152     | 45.1<br>(38.3, 51.9) | 151     | 45.6<br>(38.8, 52.4) | 147     | 47.6<br>(40.6, 54.6) |
| 35,000 to Less<br>than 50,000 | Yes                                       | 191     | 56.9<br>(50.4, 63.3) | 171     | 55.8<br>(49.4, 62.2) | 160     | 60.7<br>(53.9, 67.5) | 170     | 63.3<br>(56.6, 70.1) |
|                               | No  | 170     | 43.1<br>(36.7, 49.6) | 170     | 44.2<br>(37.8, 50.6) | 143     | 39.3<br>(32.5, 46.1) | 127     | 36.7<br>(29.9, 43.4) |
| 50,000 or more                | Yes                                       | 335     | 54.8<br>(49.8, 59.7) | 362     | 56.1<br>(51.3, 60.8) | 340     | 56.1<br>(51.4, 60.8) | 303     | 54.2<br>(49.3, 59.1) |
|                               | No  | 304     | 45.2<br>(40.3, 50.2) | 301     | 43.9<br>(39.2, 48.7) | 297     | 43.9<br>(39.2, 48.6) | 301     | 45.8<br>(40.9, 50.7) |

Table 7. Past quit attempts among Oklahoma adult current smokers by area of residence, Oklahoma BRFSS 2011 – 2021

| Area of Residence | Quit attempts in the last 12 months | 2011 |                      | 2012 |                      | 2013 |                      | 2014 |                      | 2015 |                      |
|-------------------|-------------------------------------|------|----------------------|------|----------------------|------|----------------------|------|----------------------|------|----------------------|
|                   |                                     | N    | Weighted% (95%CI)    | N    | Weighted% (95%CI)    | N    | Weighted% (95%CI)    | N    | Weighted% (95%CI)    | N    | Weighted% (95%CI)    |
| Urban             | Yes                                 | 493  | 59.2<br>(54.4, 64.1) | 303  | 63.3<br>(58.3, 68.3) | 349  | 60.4<br>(55.3, 65.5) | 283  | 62.7<br>(57.2, 68.2) | 222  | 61.6<br>(54.6, 68.5) |
|                   | No                                  | 313  | 40.8<br>(35.9, 45.6) | 202  | 36.7<br>(31.7, 41.7) | 229  | 39.6<br>(34.5, 44.7) | 182  | 37.3<br>(31.8, 42.8) | 155  | 38.4<br>(31.5, 45.4) |
| Rural             | Yes                                 | 582  | 58.1<br>(53.9, 62.2) | 647  | 60.5<br>(56.6, 64.5) | 543  | 56.9<br>(52.8, 61.0) | 550  | 60.5<br>(56.4, 64.6) | 400  | 55.9<br>(51.0, 60.9) |
|                   | No                                  | 466  | 41.9<br>(37.8, 46.1) | 478  | 39.5<br>(35.5, 43.4) | 440  | 43.1<br>(39.0, 47.2) | 403  | 39.5<br>(35.4, 43.6) | 368  | 44.1<br>(39.1, 49.0) |

| Area of Residence | Quit attempts in the last 12 months | 2016 |                      | 2017 |                      | 2018 |                      | 2019 |                      | 2020 |                      |
|-------------------|-------------------------------------|------|----------------------|------|----------------------|------|----------------------|------|----------------------|------|----------------------|
|                   |                                     | N    | Weighted% (95%CI)    | N    | Weighted% (95%CI)    | N    | Weighted% (95%CI)    | N    | Weighted% (95%CI)    | N    | Weighted% (95%CI)    |
| Urban             | Yes                                 | 169  | 57.5<br>(50.3, 64.7) | 186  | 61.0<br>(54.5, 67.6) | 129  | 54.6<br>(74.2, 61.9) | 163  | 61.3<br>(54.5, 68.0) | 138  | 60.5<br>(53.2, 67.8) |
|                   | No                                  | 138  | 42.5<br>(35.3, 49.7) | 136  | 39.0<br>(32.4, 45.5) | 119  | 45.4<br>(38.1, 52.8) | 108  | 38.7<br>(32.0, 45.5) | 96   | 39.5<br>(32.2, 46.8) |
| Rural             | Yes                                 | 361  | 57.4<br>(52.6, 62.3) | 379  | 58.3<br>(53.7, 63.0) | 301  | 54.2<br>(49.0, 59.3) | 363  | 55.9<br>(51.3, 60.5) | 259  | 51.7<br>(46.5, 56.9) |
|                   | No                                  | 336  | 42.6<br>(37.7, 47.4) | 305  | 41.7<br>(37.0, 46.3) | 284  | 45.8<br>(40.7, 51.0) | 326  | 44.1<br>(39.5, 48.7) | 298  | 48.3<br>(43.1, 53.5) |

| Area of Residence | Quit attempts in the last 12 months | 2021 |                      |
|-------------------|-------------------------------------|------|----------------------|
|                   |                                     | N    | Weighted% (95%CI)    |
| Urban             | Yes                                 | 79   | 58.7<br>(49.5, 67.8) |
|                   | No                                  | 75   | 41.3<br>(32.2, 50.5) |
| Rural             | Yes                                 | 232  | 48.6<br>(43.2, 53.9) |
|                   | No                                  | 268  | 51.4<br>(46.1, 56.8) |



Table 8. Past quit attempts among Oklahoma adult current smokers by poor physical health, Oklahoma BRFSS 2011 – 2021

| Poor Physical Health | Quit attempts in the last 12 months | 2011 |                      | 2012 |                      | 2013 |                      | 2014 |                      | 2015 |                      |
|----------------------|-------------------------------------|------|----------------------|------|----------------------|------|----------------------|------|----------------------|------|----------------------|
|                      |                                     | N    | Weighted% (95%CI)    | N    | Weighted% (95%CI)    | N    | Weighted% (95%CI)    | N    | Weighted% (95%CI)    | N    | Weighted% (95%CI)    |
| Yes                  | Yes                                 | 294  | 62.6<br>(56.6, 68.5) | 255  | 68.4<br>(62.6, 74.3) | 244  | 65.2<br>(59.1, 71.3) | 218  | 63.2<br>(56.6, 69.7) | 172  | 62.0<br>(53.4, 70.6) |
|                      | No                                  | 172  | 37.4<br>(31.5, 43.4) | 146  | 31.6<br>(25.7, 37.4) | 144  | 34.8<br>(28.7, 40.9) | 131  | 36.8<br>(30.3, 43.4) | 108  | 38.0<br>(29.4, 46.6) |
| No                   | Yes                                 | 781  | 57.6<br>(53.9, 61.2) | 695  | 59.7<br>(56.2, 63.3) | 648  | 56.5<br>(52.8, 60.1) | 615  | 60.9<br>(57.1, 64.7) | 450  | 57.1<br>(52.5, 61.7) |
|                      | No                                  | 607  | 42.4<br>(38.8, 46.1) | 534  | 40.3<br>(36.7, 43.8) | 525  | 43.5<br>(39.9, 47.2) | 454  | 39.1<br>(35.3, 42.9) | 415  | 42.9<br>(38.3, 47.5) |

| Poor Physical Health | Quit attempts in the last 12 months | 2016 |                      | 2017 |                      | 2018 |                      | 2019 |                      | 2020 |                      |
|----------------------|-------------------------------------|------|----------------------|------|----------------------|------|----------------------|------|----------------------|------|----------------------|
|                      |                                     | N    | Weighted% (95%CI)    | N    | Weighted% (95%CI)    | N    | Weighted% (95%CI)    | N    | Weighted% (95%CI)    | N    | Weighted% (95%CI)    |
| Yes                  | Yes                                 | 132  | 59.2<br>(51.4, 67.1) | 153  | 65.0<br>(57.6, 72.3) | 134  | 71.0<br>(63.5, 78.4) | 138  | 62.0<br>(54.5, 69.5) | 94   | 57.2<br>(48.6, 65.7) |
|                      | No                                  | 126  | 40.8<br>(32.9, 48.6) | 97   | 35.0<br>(27.7, 42.4) | 71   | 29.0<br>(21.6, 36.5) | 104  | 38.0<br>(30.5, 45.5) | 92   | 42.8<br>(34.3, 51.4) |
| No                   | Yes                                 | 378  | 57.8<br>(53.0, 62.6) | 395  | 58.7<br>(54.2, 63.2) | 284  | 49.2<br>(44.2, 54.2) | 363  | 56.9<br>(52.3, 61.5) | 283  | 54.2<br>(49.2, 59.3) |
|                      | No                                  | 325  | 42.2<br>(37.4, 47.0) | 324  | 41.3<br>(36.8, 45.8) | 316  | 50.8<br>(45.8, 55.8) | 311  | 43.1<br>(38.5, 47.7) | 290  | 45.8<br>(40.7, 50.8) |

| Poor Physical Health | Quit attempts in the last 12 months | 2021 |                      |
|----------------------|-------------------------------------|------|----------------------|
|                      |                                     | N    | Weighted% (95%CI)    |
| Yes                  | Yes                                 | 75   | 52.5<br>(43.0, 62.0) |
|                      | No                                  | 79   | 47.5<br>(38.0, 57.0) |
| No                   | Yes                                 | 218  | 52.1<br>(46.4, 57.8) |
|                      | No                                  | 243  | 47.9<br>(42.2, 53.6) |

Table 9. Past quit attempts among Oklahoma adult current smokers by Frequent Mental Distress (FMD), Oklahoma BRFSS 2011 – 2021

| Frequent Mental Distress | Quit attempts in the last 12 months | 2011 |                      | 2012 |                      | 2013 |                      | 2014 |                      | 2015 |                      |
|--------------------------|-------------------------------------|------|----------------------|------|----------------------|------|----------------------|------|----------------------|------|----------------------|
|                          |                                     | N    | Weighted% (95%CI)    | N    | Weighted% (95%CI)    | N    | Weighted% (95%CI)    | N    | Weighted% (95%CI)    | N    | Weighted% (95%CI)    |
| Yes                      | Yes                                 | 290  | 58.8<br>(52.6, 65.0) | 260  | 65.0<br>(58.7, 71.3) | 255  | 64.5<br>(58.1, 71.0) | 224  | 66.3<br>(60.1, 72.4) | 163  | 63.4<br>(55.3, 71.6) |
|                          | No                                  | 203  | 41.2<br>(35.0, 47.4) | 153  | 35.0<br>(28.7, 41.3) | 148  | 35.5<br>(29.0, 41.9) | 122  | 33.7<br>(27.6, 39.9) | 102  | 36.6<br>(28.4, 44.7) |
| No                       | Yes                                 | 785  | 58.5<br>(54.8, 62.2) | 690  | 60.4<br>(56.8, 64.0) | 637  | 55.9<br>(52.2, 59.5) | 609  | 59.8<br>(55.9, 63.7) | 459  | 56.5<br>(51.8, 61.2) |
|                          | No                                  | 576  | 41.5<br>(37.8, 45.2) | 527  | 39.6<br>(36.0, 43.2) | 521  | 44.1<br>(40.5, 47.8) | 463  | 40.2<br>(36.3, 44.1) | 421  | 43.5<br>(38.8, 48.2) |

| Frequent Mental Distress | Quit attempts in the last 12 months | 2016 |                      | 2017 |                      | 2018 |                      | 2019 |                      | 2020 |                      |
|--------------------------|-------------------------------------|------|----------------------|------|----------------------|------|----------------------|------|----------------------|------|----------------------|
|                          |                                     | N    | Weighted% (95%CI)    | N    | Weighted% (95%CI)    | N    | Weighted% (95%CI)    | N    | Weighted% (95%CI)    | N    | Weighted% (95%CI)    |
| Yes                      | Yes                                 | 127  | 57.7<br>(49.4, 65.9) | 143  | 62.7<br>(54.9, 70.4) | 127  | 63.1<br>(55.2, 71.0) | 144  | 63.9<br>(56.7, 71.2) | 116  | 58.2<br>(50.6, 65.8) |
|                          | No                                  | 111  | 42.3<br>(34.1, 50.6) | 90   | 37.3<br>(29.6, 45.1) | 86   | 36.9<br>(29.0, 44.8) | 99   | 36.1<br>(28.8, 43.3) | 102  | 41.8<br>(34.2, 49.4) |
| No                       | Yes                                 | 390  | 58.3<br>(53.6, 63.0) | 404  | 58.8<br>(54.4, 63.3) | 283  | 50.2<br>(45.1, 55.4) | 361  | 56.7<br>(52.1, 61.3) | 259  | 52.7<br>(47.4, 58.1) |
|                          | No                                  | 350  | 41.7<br>(37.0, 46.4) | 339  | 41.2<br>(36.7, 45.6) | 305  | 49.8<br>(44.6, 54.9) | 310  | 43.3<br>(38.7, 47.9) | 279  | 47.3<br>(41.9, 52.6) |

| Frequent Mental Distress | Quit attempts in the last 12 months | 2021 |                      |
|--------------------------|-------------------------------------|------|----------------------|
|                          |                                     | N    | Weighted% (95%CI)    |
| Yes                      | Yes                                 | 88   | 55.6<br>(46.5, 64.6) |
|                          | No                                  | 73   | 44.4<br>(35.4, 53.5) |
| No                       | Yes                                 | 210  | 51.3<br>(45.5, 57.0) |
|                          | No                                  | 250  | 48.7<br>(43.0, 54.5) |

Frequent Mental Distress = 14 or more days of poor mental health

Table 10. Past quit attempts among Oklahoma adult current smokers by health insurance coverage, Oklahoma BRFSS 2011 – 2021

| Health Insurance Status | Quit attempts in the last 12 months | 2011 |                      | 2012 |                      | 2013 |                      | 2014 |                      | 2015 |                      |
|-------------------------|-------------------------------------|------|----------------------|------|----------------------|------|----------------------|------|----------------------|------|----------------------|
|                         |                                     | N    | Weighted% (95%CI)    | N    | Weighted% (95%CI)    | N    | Weighted% (95%CI)    | N    | Weighted% (95%CI)    | N    | Weighted% (95%CI)    |
| Insured                 | Yes                                 | 800  | 58.1<br>(54.4, 61.7) | 716  | 61.3<br>(57.7, 64.8) | 658  | 58.5<br>(54.8, 62.2) | 671  | 62.5<br>(58.9, 66.1) | 508  | 58.9<br>(54.3, 63.4) |
|                         | No                                  | 589  | 41.9<br>(38.3, 45.6) | 526  | 38.7<br>(35.2, 42.3) | 510  | 41.5<br>(37.8, 45.2) | 475  | 37.5<br>(33.9, 41.1) | 445  | 41.1<br>(36.6, 45.7) |
| Uninsured               | Yes                                 | 271  | 59.3<br>(53.2, 65.5) | 232  | 62.1<br>(55.8, 68.4) | 229  | 56.6<br>(50.5, 62.6) | 160  | 57.5<br>(49.8, 65.1) | 110  | 54.6<br>(45.6, 63.6) |
|                         | No                                  | 190  | 40.7<br>(34.5, 46.8) | 153  | 37.9<br>(31.6, 44.2) | 159  | 43.4<br>(37.4, 49.5) | 108  | 42.5<br>(34.9, 50.2) | 78   | 45.4<br>(36.4, 54.4) |

| Health Insurance Status | Quit attempts in the last 12 months | 2016 |                      | 2017 |                      | 2018 |                      | 2019 |                      | 2020 |                      |
|-------------------------|-------------------------------------|------|----------------------|------|----------------------|------|----------------------|------|----------------------|------|----------------------|
|                         |                                     | N    | Weighted% (95%CI)    | N    | Weighted% (95%CI)    | N    | Weighted% (95%CI)    | N    | Weighted% (95%CI)    | N    | Weighted% (95%CI)    |
| Insured                 | Yes                                 | 434  | 57.1<br>(52.7, 61.6) | 465  | 59.6<br>(55.3, 63.8) | 348  | 54.3<br>(49.6, 59.1) | 419  | 58.2<br>(53.9, 62.5) | 327  | 55.1<br>(50.3, 59.8) |
|                         | No                                  | 393  | 42.9<br>(38.4, 47.3) | 362  | 40.4<br>(36.2, 44.7) | 324  | 45.7<br>(40.9, 50.4) | 347  | 41.8<br>(37.5, 46.1) | 327  | 44.9<br>(40.2, 49.7) |
| Uninsured               | Yes                                 | 94   | 58.0<br>(48.8, 67.1) | 100  | 59.1<br>(50.4, 67.8) | 81   | 54.5<br>(45.3, 63.7) | 107  | 57.4<br>(49.0, 65.7) | 68   | 55.4<br>(45.5, 65.3) |
|                         | No                                  | 80   | 42.0<br>(32.9, 51.2) | 78   | 40.9<br>(32.2, 49.6) | 78   | 45.5<br>(36.3, 54.7) | 86   | 42.6<br>(34.3, 51.0) | 66   | 44.6<br>(34.7, 54.5) |

| Health Insurance Status | Quit attempts in the last 12 months | 2020 |                      |
|-------------------------|-------------------------------------|------|----------------------|
|                         |                                     | N    | Weighted% (95%CI)    |
| Insured                 | Yes                                 | 262  | 52.0<br>(46.8, 57.2) |
|                         | No                                  | 285  | 48.0<br>(42.8, 53.2) |
| Uninsured               | Yes                                 | 46   | 56.1<br>(44.6, 67.7) |
|                         | No                                  | 46   | 43.9<br>(32.3, 55.4) |

Table 11. Past quit attempts among Oklahoma adult current smokers by disability status, Oklahoma BRFSS 2016 – 2021

| Disability Status      | Quit attempts in the last 12 months | 2016 |                      | 2017 |                      | 2018 |                      | 2019 |                      | 2020 |                      |
|------------------------|-------------------------------------|------|----------------------|------|----------------------|------|----------------------|------|----------------------|------|----------------------|
|                        |                                     | N    | Weighted% (95%CI)    | N    | Weighted% (95%CI)    | N    | Weighted% (95%CI)    | N    | Weighted% (95%CI)    | N    | Weighted% (95%CI)    |
| One or more disability | Yes                                 | 277  | 60.7<br>(55.2, 66.1) | 297  | 60.2<br>(54.7, 65.6) | 218  | 53.9<br>(47.8, 60.0) | 270  | 57.9<br>(52.5, 63.2) | 207  | 52.1<br>(46.3, 57.9) |
|                        | No                                  | 224  | 39.3<br>(33.9, 44.8) | 212  | 39.8<br>(34.4, 45.3) | 192  | 46.1<br>(40.0, 52.2) | 218  | 42.1<br>(36.8, 47.5) | 220  | 47.9<br>(42.1, 53.7) |
| No disability          | Yes                                 | 245  | 55.4<br>(49.5, 61.4) | 262  | 58.7<br>(53.2, 64.1) | 210  | 54.5<br>(48.6, 60.4) | 248  | 58.3<br>(52.7, 63.9) | 182  | 58.7<br>(52.4, 64.9) |
|                        | No                                  | 238  | 44.6<br>(38.6, 50.5) | 223  | 41.3<br>(35.9, 46.8) | 209  | 45.5<br>(39.6, 51.4) | 211  | 41.7<br>(36.1, 47.3) | 169  | 41.3<br>(35.1, 47.6) |

| Disability Status      | Quit attempts in the last 12 months | 2021 |                      |
|------------------------|-------------------------------------|------|----------------------|
|                        |                                     | N    | Weighted% (95%CI)    |
| One or more disability | Yes                                 | 175  | 53.7<br>(47.3, 60.1) |
|                        | No                                  | 168  | 46.3<br>(39.9, 52.7) |
| No disability          | Yes                                 | 125  | 50.4<br>(43.3, 57.6) |
|                        | No                                  | 165  | 49.6<br>(42.4, 56.7) |

## Section VI. Smoking policies at home

Table 1. Proportion of Oklahoma adults reporting smoking ban at home, Oklahoma BRFSS 2011 - 2021

| Home Smoking Policy | 2011 |                      | 2012 |                      | 2013 |                      | 2014 |                      | 2015 |                      |
|---------------------|------|----------------------|------|----------------------|------|----------------------|------|----------------------|------|----------------------|
|                     | N    | Weighted%<br>(95%CI) | N    | Weighted%<br>(95%CI) | N    | Weighted%<br>(95%CI) | N    | Weighted%<br>(95%CI) | N    | Weighted%<br>(95%CI) |
| Smoking Ban         | 2712 | 75.3<br>(72.9, 77.6) | 2832 | 77.6<br>(75.7, 79.5) | 2963 | 80.4<br>(78.5, 82.2) | 3033 | 83.7<br>(81.7, 85.5) | 2581 | 82.7<br>(80.5, 84.9) |
| No Ban              | 831  | 24.7<br>(22.4, 27.1) | 806  | 22.4<br>(20.5, 24.3) | 679  | 19.6<br>(17.8, 21.5) | 586  | 16.3<br>(14.5, 18.1) | 453  | 17.3<br>(15.1, 19.5) |

| Home Smoking Policy | 2016 |                      | 2017 |                      | 2018 |                      | 2019 |                      | 2020 |                      |
|---------------------|------|----------------------|------|----------------------|------|----------------------|------|----------------------|------|----------------------|
|                     | N    | Weighted%<br>(95%CI) | N    | Weighted%<br>(95%CI) | N    | Weighted%<br>(95%CI) | N    | Weighted%<br>(95%CI) | N    | Weighted%<br>(95%CI) |
| Smoking Ban         | 2777 | 84.0<br>(82.1, 85.9) | 2341 | 83.3<br>(81.4, 85.3) | 1938 | 82.8<br>(80.7, 85.0) | 2399 | 86.6<br>(84.9, 88.2) | 1709 | 87.6<br>(85.7, 89.4) |
| No Ban              | 452  | 16.0<br>(14.1, 17.9) | 421  | 16.7<br>(14.7, 18.6) | 329  | 17.2<br>(15.0, 19.3) | 360  | 13.4<br>(11.8, 15.1) | 257  | 12.4<br>(10.6, 14.3) |

| Home Smoking Policy | 2021 |                      |
|---------------------|------|----------------------|
|                     | N    | Weighted%<br>(95%CI) |
| Smoking Ban         | 1914 | 87.0<br>(85.0, 88.9) |
| No Ban              | 247  | 13.0<br>(11.1, 15.0) |

Table 2. Proportion of Oklahoma adults reporting smoking ban at home by sex, Oklahoma BRFSS 2011 – 2021

| Sex    | Home Smoking Policy | 2011 |                      | 2012 |                      | 2013 |                      | 2014 |                      | 2015 |                      |
|--------|---------------------|------|----------------------|------|----------------------|------|----------------------|------|----------------------|------|----------------------|
|        |                     | N    | Weighted% (95%CI)    | N    | Weighted% (95%CI)    | N    | Weighted% (95%CI)    | N    | Weighted% (95%CI)    | N    | Weighted% (95%CI)    |
| Male   | Smoking Ban         | 926  | 73.2<br>(69.1, 77.3) | 1105 | 75.2<br>(72.2, 78.2) | 1142 | 79.7<br>(77.0, 82.3) | 1208 | 82.2<br>(79.3, 85.1) | 970  | 78.3<br>(74.4, 82.1) |
|        | No Ban              | 328  | 26.8<br>(22.7, 30.9) | 368  | 24.8<br>(21.8, 27.8) | 294  | 20.3<br>(17.7, 23.0) | 259  | 17.8<br>(14.9, 20.7) | 212  | 21.7<br>(17.9, 25.6) |
| Female | Smoking Ban         | 1786 | 77.3<br>(74.8, 79.7) | 1727 | 79.9<br>(77.5, 82.2) | 1821 | 81.0<br>(78.6, 83.5) | 1825 | 85.1<br>(83.0, 87.2) | 1611 | 86.9<br>(84.7, 89.2) |
|        | No Ban              | 503  | 22.7<br>(20.3, 25.2) | 438  | 20.1<br>(17.8, 22.5) | 385  | 19.0<br>(16.5, 21.4) | 327  | 14.9<br>(12.8, 17.0) | 241  | 13.1<br>(10.8, 15.3) |

| Sex    | Home Smoking Policy | 2016 |                      | 2017 |                      | 2018 |                      | 2019 |                      | 2020 |                      |
|--------|---------------------|------|----------------------|------|----------------------|------|----------------------|------|----------------------|------|----------------------|
|        |                     | N    | Weighted% (95%CI)    | N    | Weighted% (95%CI)    | N    | Weighted% (95%CI)    | N    | Weighted% (95%CI)    | N    | Weighted% (95%CI)    |
| Male   | Smoking Ban         | 1059 | 82.4<br>(79.4, 85.4) | 939  | 82.0<br>(78.8, 85.2) | 789  | 81.0<br>(77.5, 84.5) | 1044 | 86.5<br>(84.0, 89.0) | 743  | 87.8<br>(85.1, 90.5) |
|        | No Ban              | 211  | 17.6<br>(14.6, 20.6) | 181  | 18.0<br>(14.8, 21.2) | 146  | 19.0<br>(15.5, 22.5) | 156  | 13.5<br>(11.0, 16.0) | 113  | 12.2<br>(9.5, 14.9)  |
| Female | Smoking Ban         | 1718 | 85.5<br>(83.2, 87.9) | 1402 | 84.6<br>(82.2, 87.0) | 1149 | 84.7<br>(82.1, 87.3) | 1355 | 86.7<br>(84.4, 88.9) | 966  | 87.3<br>(84.9, 89.7) |
|        | No Ban              | 241  | 14.5<br>(12.1, 16.8) | 240  | 15.4<br>(13.0, 17.8) | 183  | 15.3<br>(12.7, 17.9) | 204  | 13.3<br>(11.1, 15.6) | 144  | 12.7<br>(10.3, 15.1) |

| Sex    | Home Smoking Policy | 2021 |                      |
|--------|---------------------|------|----------------------|
|        |                     | N    | Weighted% (95%CI)    |
| Male   | Smoking Ban         | 813  | 86.5<br>(83.8, 89.3) |
|        | No Ban              | 127  | 13.5<br>(10.7, 16.2) |
| Female | Smoking Ban         | 1101 | 87.4<br>(84.6, 90.2) |
|        | No Ban              | 120  | 12.6<br>(9.8, 15.4)  |

Table 3. Three-year rolling weighted percentages of Oklahoma adults reporting smoking ban at home by age, Oklahoma BRFSS 2011 – 2021

| Age Group  | Home Smoking Policy | 2011-13 |                      | 2012-14 |                      | 2013-15 |                      | 2014-16 |                      | 2015-17 |                      |
|------------|---------------------|---------|----------------------|---------|----------------------|---------|----------------------|---------|----------------------|---------|----------------------|
|            |                     | N       | Weighted% (95%CI)    | N       | Weighted% (95%CI)    | N       | Weighted% (95%CI)    | N       | Weighted% (95%CI)    | N       | Weighted% (95%CI)    |
| 18-24      | Smoking Ban         | 329     | 74.8<br>(69.5, 80.2) | 414     | 76.4<br>(71.8, 81.0) | 379     | 78.3<br>(73.5, 83.2) | 370     | 81.0<br>(76.1, 85.9) | 290     | 77.7<br>(72.4, 83.1) |
|            | No Ban              | 104     | 25.2<br>(19.8, 30.5) | 113     | 23.6<br>(19.0, 28.2) | 86      | 21.7<br>(16.8, 26.5) | 66      | 19.0<br>(14.1, 23.9) | 64      | 22.3<br>(16.9, 27.6) |
| 25-34      | Smoking Ban         | 871     | 80.7<br>(77.6, 83.8) | 992     | 83.6<br>(81.0, 86.3) | 844     | 85.0<br>(82.1, 87.8) | 804     | 84.7<br>(81.7, 87.7) | 714     | 84.7<br>(81.7, 87.6) |
|            | No Ban              | 182     | 19.3<br>(16.2, 22.4) | 172     | 16.4<br>(13.7, 19.0) | 134     | 15.0<br>(12.2, 17.9) | 125     | 15.3<br>(12.3, 18.3) | 120     | 15.3<br>(12.4, 18.3) |
| 35-44      | Smoking Ban         | 995     | 80.3<br>(77.5, 83.0) | 1065    | 82.6<br>(80.0, 85.2) | 954     | 82.8<br>(79.8, 85.7) | 913     | 85.1<br>(82.1, 88.1) | 812     | 86.4<br>(83.5, 89.3) |
|            | No Ban              | 226     | 19.7<br>(17.0, 22.5) | 211     | 17.4<br>(14.8, 20.0) | 169     | 17.2<br>(14.3, 20.2) | 128     | 14.9<br>(11.9, 17.9) | 99      | 13.6<br>(10.7, 16.5) |
| 45-54      | Smoking Ban         | 1347    | 74.4<br>(72.0, 76.8) | 1379    | 79.1<br>(76.8, 81.3) | 1281    | 80.9<br>(78.4, 83.4) | 1164    | 81.2<br>(78.6, 83.8) | 1023    | 81.8<br>(79.0, 84.5) |
|            | No Ban              | 459     | 25.6<br>(23.2, 28.0) | 374     | 20.9<br>(18.7, 23.2) | 298     | 19.1<br>(16.6, 21.6) | 255     | 18.8<br>(16.2, 21.4) | 211     | 18.2<br>(15.5, 21.0) |
| 55-64      | Smoking Ban         | 1799    | 74.2<br>(72.1, 76.3) | 1854    | 77.3<br>(75.2, 79.4) | 1826    | 79.9<br>(77.9, 82.0) | 1802    | 81.8<br>(79.7, 83.8) | 1611    | 80.8<br>(78.5, 83.0) |
|            | No Ban              | 605     | 25.8<br>(23.7, 27.9) | 543     | 22.7<br>(20.6, 24.8) | 445     | 20.1<br>(18.0, 22.1) | 390     | 18.2<br>(16.2, 20.3) | 347     | 19.2<br>(17.0, 21.5) |
| 65 or more | Smoking Ban         | 3166    | 81.0<br>(79.5, 82.5) | 3124    | 82.6<br>(81.1, 84.1) | 3293    | 84.9<br>(83.5, 86.4) | 3338    | 85.9<br>(84.5, 87.3) | 3249    | 86.7<br>(85.3, 88.0) |
|            | No Ban              | 740     | 19.0<br>(17.5, 20.5) | 658     | 17.4<br>(15.9, 18.9) | 586     | 15.1<br>(13.6, 16.5) | 527     | 14.1<br>(12.7, 15.5) | 485     | 13.3<br>(12.0, 14.7) |

| Age Group  | Home Smoking Policy | 2016-18 |                      | 2017-19 |                      | 2018-20 |                      | 2019-21 |                      |
|------------|---------------------|---------|----------------------|---------|----------------------|---------|----------------------|---------|----------------------|
|            |                     | N       | Weighted% (95%CI)    | N       | Weighted% (95%CI)    | N       | Weighted% (95%CI)    | N       | Weighted% (95%CI)    |
| 18-24      | Smoking Ban         | 285     | 79.4<br>(74.2, 84.6) | 275     | 80.1<br>(74.9, 85.2) | 288     | 84.4<br>(79.9, 89.0) | 303     | 85.1<br>(80.8, 89.5) |
|            | No Ban              | 59      | 20.6<br>(15.4, 25.8) | 58      | 19.9<br>(14.8, 25.1) | 48      | 15.6<br>(11.0, 20.1) | 47      | 14.9<br>(10.5, 19.2) |
| 25-34      | Smoking Ban         | 703     | 84.8<br>(81.9, 87.7) | 682     | 85.5<br>(82.7, 88.4) | 643     | 88.2<br>(85.4, 91.0) | 654     | 89.6<br>(86.9, 92.2) |
|            | No Ban              | 115     | 15.2<br>(12.3, 18.1) | 106     | 14.5<br>(11.6, 17.3) | 80      | 11.8<br>(9.0, 14.6)  | 72      | 10.4<br>(7.8, 13.1)  |
| 35-44      | Smoking Ban         | 790     | 86.6<br>(83.9, 89.3) | 848     | 87.3<br>(84.8, 89.8) | 796     | 87.2<br>(84.6, 89.7) | 837     | 89.6<br>(87.3, 91.9) |
|            | No Ban              | 106     | 13.4<br>(10.7, 16.1) | 113     | 12.7<br>(10.2, 15.2) | 109     | 12.8<br>(10.3, 15.4) | 95      | 10.4<br>(8.1, 12.7)  |
| 45-54      | Smoking Ban         | 941     | 80.5<br>(77.7, 83.4) | 893     | 82.5<br>(79.7, 85.3) | 843     | 83.1<br>(80.3, 85.9) | 881     | 85.7<br>(83.1, 88.4) |
|            | No Ban              | 198     | 19.5<br>(16.6, 22.3) | 166     | 17.5<br>(14.7, 20.3) | 150     | 16.9<br>(14.1, 19.7) | 131     | 14.3<br>(11.6, 16.9) |
| 55-64      | Smoking Ban         | 1424    | 80.5<br>(78.1, 82.8) | 1280    | 81.5<br>(79.2, 83.9) | 1118    | 83.3<br>(80.9, 85.6) | 1064    | 84.9<br>(82.6, 87.2) |
|            | No Ban              | 305     | 19.5<br>(17.2, 21.9) | 267     | 18.5<br>(16.1, 20.8) | 216     | 16.7<br>(14.4, 19.1) | 194     | 15.1<br>(12.8, 17.4) |
| 65 or more | Smoking Ban         | 2913    | 86.6<br>(85.2, 88.1) | 2700    | 86.6<br>(85.1, 88.1) | 2358    | 86.6<br>(85.0, 88.2) | 2283    | 86.6<br>(85.0, 88.3) |
|            | No Ban              | 419     | 13.4<br>(11.9, 14.8) | 400     | 13.4<br>(11.9, 14.9) | 343     | 13.4<br>(11.8, 15.0) | 325     | 13.4<br>(11.7, 15.0) |



Table 4. Three-year rolling weighted percentages of Oklahoma adults reporting smoking ban at home by race/ethnicity, Oklahoma BRFSS 2011 – 2021

| Race/Ethnicity | Home Smoking Policy | 2011-13 |                      | 2012-14 |                      | 2013-15 |                      | 2014-16 |                      | 2015-17 |                      |
|----------------|---------------------|---------|----------------------|---------|----------------------|---------|----------------------|---------|----------------------|---------|----------------------|
|                |                     | N       | Weighted% (95%CI)    | N       | Weighted% (95%CI)    | N       | Weighted% (95%CI)    | N       | Weighted% (95%CI)    | N       | Weighted% (95%CI)    |
| NH-White       | Smoking Ban         | 6485    | 78.6<br>(77.2, 79.9) | 6698    | 80.9<br>(79.7, 82.2) | 6559    | 82.8<br>(81.5, 84.1) | 6525    | 83.5<br>(82.2, 84.9) | 6042    | 84.2<br>(82.9, 85.5) |
|                | No Ban              | 1622    | 21.4<br>(20.1, 22.8) | 1469    | 19.1<br>(17.8, 20.3) | 1214    | 17.2<br>(15.9, 18.5) | 1098    | 16.5<br>(15.1, 17.8) | 968     | 15.8<br>(14.5, 17.1) |
| NH-Black       | Smoking Ban         | 454     | 70.4<br>(65.1, 75.7) | 456     | 76.1<br>(71.6, 80.6) | 454     | 74.8<br>(69.6, 80.0) | 389     | 75.8<br>(70.3, 81.3) | 356     | 74.4<br>(68.5, 80.4) |
|                | No Ban              | 208     | 29.6<br>(24.3, 34.9) | 158     | 23.9<br>(19.4, 28.4) | 149     | 25.2<br>(20.0, 30.4) | 113     | 24.2<br>(18.7, 29.7) | 101     | 25.6<br>(19.6, 31.5) |
| NH-AI/AN       | Smoking Ban         | 445     | 67.5<br>(62.5, 72.5) | 496     | 71.2<br>(66.4, 75.9) | 505     | 75.3<br>(70.3, 80.2) | 531     | 79.7<br>(75.3, 84.1) | 469     | 77.0<br>(72.0, 82.0) |
|                | No Ban              | 195     | 32.5<br>(27.5, 37.5) | 189     | 28.8<br>(24.1, 33.6) | 151     | 24.7<br>(19.8, 29.7) | 137     | 20.3<br>(15.9, 24.7) | 116     | 23.0<br>(18.0, 28.0) |
| NH-Other       | Smoking Ban         | 626     | 74.4<br>(69.2, 79.5) | 640     | 78.7<br>(73.9, 83.4) | 564     | 77.5<br>(71.9, 83.2) | 495     | 81.8<br>(76.3, 87.4) | 441     | 82.8<br>(77.8, 87.8) |
|                | No Ban              | 222     | 25.6<br>(20.5, 30.8) | 191     | 21.3<br>(16.6, 26.1) | 150     | 22.5<br>(16.8, 28.1) | 101     | 18.2<br>(12.6, 23.7) | 92      | 17.2<br>(12.2, 22.2) |
| Hispanic       | Smoking Ban         | 462     | 88.8<br>(85.2, 92.4) | 498     | 89.7<br>(86.3, 93.2) | 446     | 92.6<br>(90.0, 95.3) | 396     | 92.6<br>(89.8, 95.5) | 324     | 88.3<br>(84.0, 92.6) |
|                | No Ban              | 62      | 11.2<br>(7.6, 14.8)  | 57      | 10.3<br>(6.8, 13.7)  | 46      | 7.4<br>(4.7, 10.0)   | 37      | 7.4<br>(4.5, 10.2)   | 40      | 11.7<br>(7.4, 16.0)  |

| Race/Ethnicity | Home Smoking Policy | 2016-18 |                      | 2017-19 |                      | 2018-20 |                      | 2019-21 |                      |
|----------------|---------------------|---------|----------------------|---------|----------------------|---------|----------------------|---------|----------------------|
|                |                     | N       | Weighted% (95%CI)    | N       | Weighted% (95%CI)    | N       | Weighted% (95%CI)    | N       | Weighted% (95%CI)    |
| NH-White       | Smoking Ban         | 5486    | 83.8<br>(82.5, 85.1) | 5071    | 85.1<br>(83.8, 86.3) | 4480    | 85.9<br>(84.6, 87.1) | 4423    | 88.2<br>(87.0, 89.3) |
|                | No Ban              | 888     | 16.2<br>(14.9, 17.5) | 791     | 14.9<br>(13.7, 16.2) | 672     | 14.1<br>(12.9, 15.4) | 576     | 11.8<br>(10.7, 13.0) |
| NH-Black       | Smoking Ban         | 334     | 77.4<br>(71.8, 83.0) | 338     | 80.0<br>(74.7, 85.3) | 319     | 82.2<br>(77.0, 87.3) | 299     | 82.8<br>(77.6, 88.0) |
|                | No Ban              | 83      | 22.6<br>(17.0, 28.2) | 75      | 20.0<br>(14.7, 25.3) | 67      | 17.8<br>(12.7, 23.0) | 65      | 17.2<br>(12.0, 22.4) |
| NH-AI/AN       | Smoking Ban         | 396     | 77.7<br>(72.7, 82.8) | 392     | 76.9<br>(71.7, 82.1) | 399     | 81.8<br>(77.2, 86.4) | 421     | 81.1<br>(76.8, 85.4) |
|                | No Ban              | 101     | 22.3<br>(17.2, 27.3) | 99      | 23.1<br>(17.9, 28.3) | 91      | 18.2<br>(13.6, 22.8) | 97      | 18.9<br>(14.6, 23.2) |
| NH-Other       | Smoking Ban         | 453     | 85.5<br>(81.2, 89.8) | 448     | 84.9<br>(80.6, 89.2) | 398     | 85.5<br>(81.2, 89.8) | 383     | 85.0<br>(80.8, 89.2) |
|                | No Ban              | 79      | 14.5<br>(10.2, 18.8) | 82      | 15.1<br>(10.8, 19.4) | 64      | 14.5<br>(10.2, 18.8) | 68      | 15.0<br>(10.8, 19.2) |
| Hispanic       | Smoking Ban         | 324     | 87.0<br>(82.5, 91.5) | 354     | 85.7<br>(81.2, 90.2) | 375     | 88.8<br>(84.8, 92.8) | 397     | 88.0<br>(84.1, 92.0) |
|                | No Ban              | 43      | 13.0<br>(8.5, 17.5)  | 51      | 14.3<br>(9.8, 18.8)  | 43      | 11.2<br>(7.2, 15.2)  | 46      | 12.0<br>(8.0, 15.9)  |

Table 5. Three-year rolling weighted percentages of Oklahoma adults reporting smoking ban at home by level of education, Oklahoma BRFSS 2011 – 2021

| Education             | Home Smoking Policy | 2011-13 |                      | 2012-14 |                      | 2013-15 |                      | 2014-16 |                      | 2015-17 |                      |
|-----------------------|---------------------|---------|----------------------|---------|----------------------|---------|----------------------|---------|----------------------|---------|----------------------|
|                       |                     | N       | Weighted% (95%CI)    | N       | Weighted% (95%CI)    | N       | Weighted% (95%CI)    | N       | Weighted% (95%CI)    | N       | Weighted% (95%CI)    |
| Less than high school | Smoking Ban         | 819     | 65.9<br>(61.7, 70.1) | 812     | 69.2<br>(65.3, 73.1) | 704     | 70.0<br>(65.6, 74.5) | 606     | 70.4<br>(65.8, 75.0) | 490     | 69.9<br>(65.0, 74.7) |
|                       | No Ban              | 407     | 34.1<br>(29.9, 38.3) | 338     | 30.8<br>(26.9, 34.7) | 252     | 30.0<br>(25.5, 34.4) | 202     | 29.6<br>(25.0, 34.2) | 170     | 30.1<br>(25.3, 35.0) |
| High school           | Smoking Ban         | 2526    | 73.6<br>(71.4, 75.8) | 2641    | 76.5<br>(74.4, 78.5) | 2540    | 79.1<br>(77.1, 81.1) | 2479    | 80.3<br>(78.2, 82.3) | 2227    | 79.9<br>(77.7, 82.1) |
|                       | No Ban              | 864     | 26.4<br>(24.2, 28.6) | 792     | 23.5<br>(21.5, 25.6) | 657     | 20.9<br>(18.9, 22.9) | 596     | 19.7<br>(17.7, 21.8) | 508     | 20.1<br>(17.9, 22.3) |
| Some college          | Smoking Ban         | 2396    | 79.0<br>(77.1, 81.0) | 2527    | 82.1<br>(80.4, 83.8) | 2491    | 83.8<br>(82.0, 85.6) | 2498    | 85.7<br>(83.9, 87.4) | 2405    | 85.7<br>(83.9, 87.4) |
|                       | No Ban              | 681     | 21.0<br>(19.0, 22.9) | 617     | 17.9<br>(16.2, 19.6) | 528     | 16.2<br>(14.4, 18.0) | 453     | 14.3<br>(12.6, 16.1) | 418     | 14.3<br>(12.6, 16.1) |
| College graduate      | Smoking Ban         | 2756    | 90.4<br>(89.2, 91.5) | 2841    | 91.8<br>(90.7, 92.9) | 2835    | 92.5<br>(91.3, 93.7) | 2797    | 93.1<br>(91.8, 94.3) | 2564    | 92.7<br>(91.4, 93.9) |
|                       | No Ban              | 363     | 9.6<br>(8.5, 10.8)   | 323     | 8.2<br>(7.1, 9.3)    | 280     | 7.5<br>(6.3, 8.7)    | 239     | 6.9<br>(5.7, 8.2)    | 230     | 7.3<br>(6.1, 8.6)    |

| Education             | Home Smoking Policy | 2016-18 |                      | 2017-19 |                      | 2018-20 |                      | 2019-21 |                      |
|-----------------------|---------------------|---------|----------------------|---------|----------------------|---------|----------------------|---------|----------------------|
|                       |                     | N       | Weighted% (95%CI)    | N       | Weighted% (95%CI)    | N       | Weighted% (95%CI)    | N       | Weighted% (95%CI)    |
| Less than high school | Smoking Ban         | 434     | 70.7<br>(66.0, 75.5) | 419     | 72.1<br>(67.4, 76.9) | 410     | 77.0<br>(72.6, 81.4) | 393     | 80.1<br>(76.0, 84.1) |
|                       | No Ban              | 159     | 29.3<br>(24.5, 34.0) | 156     | 27.9<br>(23.1, 32.6) | 134     | 23.0<br>(18.6, 27.4) | 118     | 19.9<br>(15.9, 24.0) |
| High school           | Smoking Ban         | 1969    | 78.5<br>(76.2, 80.9) | 1835    | 79.9<br>(77.6, 82.2) | 1613    | 81.9<br>(79.7, 84.1) | 1573    | 84.6<br>(82.5, 86.7) |
|                       | No Ban              | 468     | 21.5<br>(19.1, 23.8) | 403     | 20.1<br>(17.8, 22.4) | 343     | 18.1<br>(15.9, 20.3) | 291     | 15.4<br>(13.3, 17.5) |
| Some college          | Smoking Ban         | 2258    | 86.4<br>(84.8, 88.1) | 2126    | 86.6<br>(85.0, 88.3) | 1912    | 87.5<br>(85.8, 89.1) | 1871    | 87.6<br>(85.9, 89.3) |
|                       | No Ban              | 368     | 13.6<br>(11.9, 15.2) | 341     | 13.4<br>(11.7, 15.0) | 294     | 12.5<br>(10.9, 14.2) | 284     | 12.4<br>(10.7, 14.1) |
| College graduate      | Smoking Ban         | 2382    | 92.8<br>(91.4, 94.1) | 2288    | 93.0<br>(91.7, 94.2) | 2100    | 92.5<br>(90.9, 94.0) | 2168    | 93.0<br>(91.5, 94.5) |
|                       | No Ban              | 206     | 7.2<br>(5.9, 8.6)    | 209     | 7.0<br>(5.8, 8.3)    | 174     | 7.5<br>(6.0, 9.1)    | 169     | 7.0<br>(5.5, 8.5)    |

Table 6. Three-year rolling weighted percentages of Oklahoma adults reporting smoking ban at home by income level, Oklahoma BRFSS 2011 – 2021

| Income                     | Home Smoking Policy | 2011-13 |                      | 2012-14 |                      | 2013-15 |                      | 2014-16 |                      | 2015-17 |                      |
|----------------------------|---------------------|---------|----------------------|---------|----------------------|---------|----------------------|---------|----------------------|---------|----------------------|
|                            |                     | N       | Weighted% (95%CI)    | N       | Weighted% (95%CI)    | N       | Weighted% (95%CI)    | N       | Weighted% (95%CI)    | N       | Weighted% (95%CI)    |
| Less than 15,000           | Smoking Ban         | 912     | 59.7<br>(56.1, 63.3) | 892     | 63.5<br>(60.0, 67.0) | 760     | 65.4<br>(61.6, 69.3) | 661     | 65.2<br>(60.8, 69.6) | 599     | 68.2<br>(63.7, 72.6) |
|                            | No Ban              | 576     | 40.3<br>(36.7, 43.9) | 502     | 36.5<br>(33.0, 40.0) | 389     | 34.6<br>(30.7, 38.4) | 308     | 34.8<br>(30.4, 39.2) | 243     | 31.8<br>(27.4, 36.3) |
| 15,000 to Less than 25,000 | Smoking Ban         | 1475    | 70.2<br>(66.9, 73.5) | 1474    | 73.5<br>(70.5, 76.4) | 1320    | 74.1<br>(70.8, 77.4) | 1208    | 73.2<br>(69.7, 76.7) | 1078    | 74.1<br>(70.5, 77.6) |
|                            | No Ban              | 557     | 29.8<br>(26.5, 33.1) | 481     | 26.5<br>(23.6, 29.5) | 398     | 25.9<br>(22.6, 29.2) | 355     | 26.8<br>(23.3, 30.3) | 312     | 25.9<br>(22.4, 29.5) |
| 25,000 to Less than 35,000 | Smoking Ban         | 938     | 76.9<br>(73.6, 80.2) | 958     | 78.4<br>(75.2, 81.6) | 901     | 80.3<br>(76.9, 83.8) | 856     | 82.4<br>(78.7, 86.0) | 737     | 80.6<br>(76.6, 84.6) |
|                            | No Ban              | 285     | 23.1<br>(19.8, 26.4) | 263     | 21.6<br>(18.4, 24.8) | 216     | 19.7<br>(16.2, 23.1) | 168     | 17.6<br>(14.0, 21.3) | 152     | 19.4<br>(15.4, 23.4) |
| 35,000 to Less than 50,000 | Smoking Ban         | 1168    | 79.3<br>(76.3, 82.4) | 1200    | 82.3<br>(79.6, 85.0) | 1193    | 85.9<br>(83.5, 88.3) | 1155    | 88.5<br>(86.2, 90.9) | 1023    | 88.0<br>(85.5, 90.5) |
|                            | No Ban              | 289     | 20.7<br>(17.6, 23.7) | 248     | 17.7<br>(15.0, 20.4) | 205     | 14.1<br>(11.7, 16.5) | 160     | 11.5<br>(9.1, 13.8)  | 150     | 12.0<br>(9.5, 14.5)  |
| 50,000 or more             | Smoking Ban         | 3037    | 89.4<br>(88.1, 90.7) | 3270    | 90.9<br>(89.7, 92.1) | 3216    | 91.3<br>(89.9, 92.7) | 3159    | 92.1<br>(90.8, 93.4) | 2819    | 91.3<br>(89.8, 92.8) |
|                            | No Ban              | 356     | 10.6<br>(9.3, 11.9)  | 337     | 9.1<br>(7.9, 10.3)   | 292     | 8.7<br>(7.3, 10.1)   | 270     | 7.9<br>(6.6, 9.2)    | 237     | 8.7<br>(7.2, 10.2)   |

| Income                     | Home Smoking Policy | 2016-18 |                      | 2017-19 |                      | 2018-20 |                      | 2019-21 |                      |
|----------------------------|---------------------|---------|----------------------|---------|----------------------|---------|----------------------|---------|----------------------|
|                            |                     | N       | Weighted% (95%CI)    | N       | Weighted% (95%CI)    | N       | Weighted% (95%CI)    | N       | Weighted% (95%CI)    |
| Less than 15,000           | Smoking Ban         | 517     | 66.8<br>(62.0, 71.6) | 436     | 67.7<br>(62.9, 72.5) | 361     | 70.0<br>(65.1, 74.9) | 347     | 73.5<br>(68.5, 78.4) |
|                            | No Ban              | 209     | 33.2<br>(28.4, 38.0) | 185     | 32.3<br>(27.5, 37.1) | 160     | 30.0<br>(25.1, 34.9) | 135     | 26.5<br>(21.6, 31.5) |
| 15,000 to Less than 25,000 | Smoking Ban         | 982     | 76.5<br>(73.1, 80.0) | 931     | 80.1<br>(76.9, 83.3) | 850     | 81.8<br>(78.6, 85.0) | 764     | 83.2<br>(80.1, 86.3) |
|                            | No Ban              | 263     | 23.5<br>(20.0, 26.9) | 227     | 19.9<br>(16.7, 23.1) | 181     | 18.2<br>(15.0, 21.4) | 157     | 16.8<br>(13.7, 19.9) |
| 25,000 to Less than 35,000 | Smoking Ban         | 672     | 80.0<br>(75.9, 84.0) | 630     | 78.9<br>(74.7, 83.0) | 557     | 79.9<br>(75.7, 84.0) | 552     | 80.5<br>(76.6, 84.5) |
|                            | No Ban              | 142     | 20.0<br>(16.0, 24.1) | 142     | 21.1<br>(17.0, 25.3) | 126     | 20.1<br>(16.0, 24.3) | 124     | 19.5<br>(15.5, 23.4) |
| 35,000 to Less than 50,000 | Smoking Ban         | 907     | 85.1<br>(82.1, 88.1) | 824     | 84.7<br>(81.7, 87.8) | 777     | 86.3<br>(83.3, 89.4) | 766     | 88.6<br>(85.8, 91.4) |
|                            | No Ban              | 148     | 14.9<br>(11.9, 17.9) | 144     | 15.3<br>(12.2, 18.3) | 122     | 13.7<br>(10.6, 16.7) | 104     | 11.4<br>(8.6, 14.2)  |
| 50,000 or more             | Smoking Ban         | 2688    | 91.1<br>(89.6, 92.6) | 2713    | 91.3<br>(89.8, 92.8) | 2542    | 92.4<br>(91.0, 93.7) | 2560    | 93.1<br>(91.8, 94.4) |
|                            | No Ban              | 234     | 8.9<br>(7.4, 10.4)   | 233     | 8.7<br>(7.2, 10.2)   | 195     | 7.6<br>(6.3, 9.0)    | 181     | 6.9<br>(5.6, 8.2)    |

Table 7. Proportion of Oklahoma adults reporting smoking ban at home by area of residence, Oklahoma BRFSS 2011 – 2021

| Area of Residence | Home Smoking Policy | 2011 |                      | 2012 |                      | 2013 |                      | 2014 |                      | 2015 |                      |
|-------------------|---------------------|------|----------------------|------|----------------------|------|----------------------|------|----------------------|------|----------------------|
|                   |                     | N    | Weighted% (95%CI)    | N    | Weighted% (95%CI)    | N    | Weighted% (95%CI)    | N    | Weighted% (95%CI)    | N    | Weighted% (95%CI)    |
| Urban             | Smoking Ban         | 1217 | 76.8<br>(73.4, 80.2) | 1055 | 82.7<br>(80.1, 85.2) | 1267 | 83.8<br>(81.3, 86.3) | 1132 | 85.8<br>(83.2, 88.4) | 951  | 84.9<br>(81.6, 88.1) |
|                   | No Ban              | 353  | 23.2<br>(19.8, 26.6) | 242  | 17.3<br>(14.8, 19.9) | 243  | 16.2<br>(13.7, 18.7) | 181  | 14.2<br>(11.6, 16.8) | 156  | 15.1<br>(11.9, 18.4) |
| Rural             | Smoking Ban         | 1495 | 74.1<br>(70.9, 77.3) | 1777 | 73.9<br>(71.2, 76.5) | 1696 | 77.9<br>(75.3, 80.4) | 1901 | 82.1<br>(79.7, 84.5) | 1630 | 81.1<br>(78.1, 84.1) |
|                   | No Ban              | 478  | 25.9<br>(22.7, 29.1) | 564  | 26.1<br>(23.5, 28.8) | 436  | 22.1<br>(19.6, 24.7) | 405  | 17.9<br>(15.5, 20.3) | 297  | 18.9<br>(15.9, 21.9) |

| Area of Residence | Home Smoking Policy | 2016 |                      | 2017 |                      | 2018 |                      | 2019 |                      | 2020 |                      |
|-------------------|---------------------|------|----------------------|------|----------------------|------|----------------------|------|----------------------|------|----------------------|
|                   |                     | N    | Weighted% (95%CI)    | N    | Weighted% (95%CI)    | N    | Weighted% (95%CI)    | N    | Weighted% (95%CI)    | N    | Weighted% (95%CI)    |
| Urban             | Smoking Ban         | 1032 | 87.3<br>(84.4, 90.2) | 829  | 86.7<br>(83.6, 89.7) | 726  | 84.7<br>(81.4, 88.0) | 823  | 87.7<br>(84.9, 90.5) | 645  | 89.8<br>(86.9, 92.7) |
|                   | No Ban              | 128  | 12.7<br>(9.8, 15.6)  | 118  | 13.3<br>(10.3, 16.4) | 108  | 15.3<br>(12.0, 18.6) | 109  | 12.3<br>(9.5, 15.1)  | 71   | 10.2<br>(7.3, 13.1)  |
| Rural             | Smoking Ban         | 1745 | 81.7<br>(79.2, 84.2) | 1512 | 80.9<br>(78.3, 83.5) | 1212 | 81.4<br>(78.6, 84.3) | 1576 | 85.7<br>(83.7, 87.8) | 1064 | 85.8<br>(83.5, 88.2) |
|                   | No Ban              | 324  | 18.3<br>(15.8, 20.8) | 303  | 19.1<br>(16.5, 21.7) | 221  | 18.6<br>(15.7, 21.4) | 251  | 14.3<br>(12.2, 16.3) | 186  | 14.2<br>(11.8, 16.5) |

| Area of Residence | Home Smoking Policy | 2021 |                      |
|-------------------|---------------------|------|----------------------|
|                   |                     | N    | Weighted% (95%CI)    |
| Urban             | Smoking Ban         | 589  | 89.2<br>(85.9, 92.4) |
|                   | No Ban              | 61   | 10.8<br>(7.6, 14.1)  |
| Rural             | Smoking Ban         | 1325 | 85.3<br>(82.9, 87.7) |
|                   | No Ban              | 186  | 14.7<br>(12.3, 17.1) |

Table 8. Proportion of Oklahoma adults reporting smoking ban at home by Physical health (14 or more physically unhealthy days), Oklahoma BRFSS 2011 – 2021

| Poor Physical Health | Home Smoking Policy | 2011 |                      | 2012 |                      | 2013 |                      | 2014 |                      | 2015 |                      |
|----------------------|---------------------|------|----------------------|------|----------------------|------|----------------------|------|----------------------|------|----------------------|
|                      |                     | N    | Weighted% (95%CI)    | N    | Weighted% (95%CI)    | N    | Weighted% (95%CI)    | N    | Weighted% (95%CI)    | N    | Weighted% (95%CI)    |
| Yes                  | Smoking Ban         | 416  | 63.4<br>(58.4, 68.5) | 435  | 70.6<br>(65.7, 75.4) | 410  | 69.0<br>(63.8, 74.1) | 452  | 74.4<br>(69.0, 79.7) | 374  | 72.8<br>(67.1, 78.5) |
|                      | No Ban              | 228  | 36.6<br>(31.5, 41.6) | 191  | 29.4<br>(24.6, 34.3) | 175  | 31.0<br>(25.9, 36.2) | 139  | 25.6<br>(20.3, 31.0) | 126  | 27.2<br>(21.5, 32.9) |
| No                   | Smoking Ban         | 2238 | 77.3<br>(74.6, 79.9) | 2354 | 79.2<br>(77.1, 81.3) | 2490 | 82.4<br>(80.5, 84.3) | 2526 | 85.4<br>(83.5, 87.3) | 2167 | 84.9<br>(82.5, 87.3) |
|                      | No Ban              | 587  | 22.7<br>(20.1, 25.4) | 595  | 20.8<br>(18.7, 22.9) | 486  | 17.6<br>(15.7, 19.5) | 431  | 14.6<br>(12.7, 16.5) | 313  | 15.1<br>(12.7, 17.5) |

| Poor Physical Health | Home Smoking Policy | 2016 |                      | 2017 |                      | 2018 |                      | 2019 |                      | 2020 |                      |
|----------------------|---------------------|------|----------------------|------|----------------------|------|----------------------|------|----------------------|------|----------------------|
|                      |                     | N    | Weighted% (95%CI)    | N    | Weighted% (95%CI)    | N    | Weighted% (95%CI)    | N    | Weighted% (95%CI)    | N    | Weighted% (95%CI)    |
| Yes                  | Smoking Ban         | 406  | 73.6<br>(68.2, 79.1) | 362  | 74.6<br>(69.3, 79.9) | 280  | 71.9<br>(65.7, 78.0) | 345  | 76.5<br>(70.9, 82.0) | 217  | 81.4<br>(75.7, 87.1) |
|                      | No Ban              | 122  | 26.4<br>(20.9, 31.8) | 106  | 25.4<br>(20.1, 30.7) | 81   | 28.1<br>(22.0, 34.3) | 90   | 23.5 (18.0, 29.1)    | 51   | 18.6<br>(12.9, 24.3) |
| No                   | Smoking Ban         | 2298 | 86.5<br>(84.5, 88.4) | 1910 | 85.3<br>(83.1, 87.4) | 1611 | 84.7<br>(82.3, 87.0) | 1960 | 88.6<br>(86.9, 90.3) | 1416 | 88.3<br>(86.3, 90.3) |
|                      | No Ban              | 312  | 13.5<br>(11.6, 15.5) | 294  | 14.7<br>(12.6, 16.9) | 241  | 15.3<br>(13.0, 17.7) | 253  | 11.4<br>(9.7, 13.1)  | 198  | 11.7<br>(9.7, 13.7)  |

| Poor Physical Health | Home Smoking Policy | 2021 |                      |
|----------------------|---------------------|------|----------------------|
|                      |                     | N    | Weighted% (95%CI)    |
| Yes                  | Smoking Ban         | 246  | 79.5<br>(74.1, 84.8) |
|                      | No Ban              | 66   | 20.5<br>(15.2, 25.9) |
| No                   | Smoking Ban         | 1575 | 88.2<br>(86.0, 90.4) |
|                      | No Ban              | 166  | 11.8<br>(9.6, 14.0)  |



Table 9. Proportion of Oklahoma adults reporting smoking ban at home by Frequent Mental Distress (FMD), Oklahoma BRFSS 2011 – 2019

| Frequent Mental Distress | Home Smoking Policy | 2011 |                      | 2012 |                      | 2013 |                      | 2014 |                      | 2015 |                      |
|--------------------------|---------------------|------|----------------------|------|----------------------|------|----------------------|------|----------------------|------|----------------------|
|                          |                     | N    | Weighted% (95%CI)    | N    | Weighted% (95%CI)    | N    | Weighted% (95%CI)    | N    | Weighted% (95%CI)    | N    | Weighted% (95%CI)    |
| Yes                      | Smoking Ban         | 262  | 50.7<br>(43.1, 58.3) | 282  | 61.0<br>(55.1, 67.0) | 309  | 65.5<br>(59.2, 71.8) | 335  | 76.1<br>(71.0, 81.2) | 241  | 71.1<br>(64.0, 78.2) |
|                          | No Ban              | 213  | 49.3<br>(41.7, 56.9) | 181  | 39.0<br>(33.0, 44.9) | 157  | 34.5<br>(28.2, 40.8) | 118  | 23.9<br>(18.8, 29.0) | 92   | 28.9<br>(21.8, 36.0) |
| No                       | Smoking Ban         | 2416 | 79.5<br>(77.3, 81.8) | 2505 | 80.1<br>(78.1, 82.1) | 2606 | 82.9<br>(81.1, 84.7) | 2660 | 84.9<br>(83.0, 86.8) | 2306 | 84.7<br>(82.4, 87.1) |
|                          | No Ban              | 603  | 20.5<br>(18.2, 22.7) | 616  | 19.9<br>(17.9, 21.9) | 510  | 17.1<br>(15.3, 18.9) | 459  | 15.1<br>(13.2, 17.0) | 348  | 15.3<br>(12.9, 17.6) |

| Frequent Mental Distress | Home Smoking Policy | 2016 |                      | 2017 |                      | 2018 |                      | 2019 |                      | 2020 |                      |
|--------------------------|---------------------|------|----------------------|------|----------------------|------|----------------------|------|----------------------|------|----------------------|
|                          |                     | N    | Weighted% (95%CI)    | N    | Weighted% (95%CI)    | N    | Weighted% (95%CI)    | N    | Weighted% (95%CI)    | N    | Weighted% (95%CI)    |
| Yes                      | Smoking Ban         | 282  | 69.7<br>(63.1, 76.4) | 271  | 70.4<br>(64.1, 76.8) | 233  | 69.5<br>(62.6, 76.5) | 295  | 79.6<br>(74.3, 84.8) | 212  | 77.5<br>(71.4, 83.7) |
|                          | No Ban              | 95   | 30.3<br>(23.6, 36.9) | 88   | 29.6<br>(23.2, 35.9) | 79   | 30.5<br>(23.5, 37.4) | 82   | 20.4<br>(15.2, 25.7) | 60   | 22.5<br>(16.3, 28.6) |
| No                       | Smoking Ban         | 2453 | 86.3<br>(84.4, 88.2) | 2022 | 86.2<br>(84.3, 88.2) | 1660 | 85.6<br>(83.4, 87.8) | 2026 | 88.8<br>(87.1, 90.4) | 1432 | 89.7<br>(87.9, 91.5) |
|                          | No Ban              | 349  | 13.7<br>(11.8, 15.6) | 321  | 13.8<br>(11.8, 15.7) | 242  | 14.4<br>(12.2, 16.6) | 256  | 11.2<br>(9.6, 12.9)  | 185  | 10.3<br>(8.5, 12.1)  |

| Frequent Mental Distress | Home Smoking Policy | 2021 |                      |
|--------------------------|---------------------|------|----------------------|
|                          |                     | N    | Weighted% (95%CI)    |
| Yes                      | Smoking Ban         | 256  | 80.3<br>(74.4, 86.1) |
|                          | No Ban              | 52   | 19.7<br>(13.9, 25.6) |
| No                       | Smoking Ban         | 1600 | 88.5<br>(86.5, 90.6) |
|                          | No Ban              | 185  | 11.5<br>(9.4, 13.5)  |

Frequent Mental Distress = 14 or more days of poor mental health

Table 10. Proportion of Oklahoma adults reporting smoking ban at home by health insurance coverage, Oklahoma BRFSS 2011 – 2021

| Health Insurance Status | Home Smoking Policy | 2011 |                      | 2012 |                      | 2013 |                      | 2014 |                      | 2015 |                      |
|-------------------------|---------------------|------|----------------------|------|----------------------|------|----------------------|------|----------------------|------|----------------------|
|                         |                     | N    | Weighted% (95%CI)    | N    | Weighted% (95%CI)    | N    | Weighted% (95%CI)    | N    | Weighted% (95%CI)    | N    | Weighted% (95%CI)    |
| Insured                 | Smoking Ban         | 2436 | 78.1<br>(75.9, 80.3) | 2491 | 78.9<br>(77.0, 80.9) | 2654 | 82.1<br>(80.2, 84.0) | 2783 | 84.5<br>(82.6, 86.4) | 2426 | 84.3<br>(82.1, 86.6) |
|                         | No Ban              | 681  | 21.9<br>(19.7, 24.1) | 663  | 21.1<br>(19.1, 23.0) | 559  | 17.9<br>(16.0, 19.8) | 495  | 15.5<br>(13.6, 17.4) | 390  | 15.7<br>(13.4, 17.9) |
| Uninsured               | Smoking Ban         | 270  | 64.2<br>(56.7, 71.6) | 335  | 70.5<br>(65.0, 76.1) | 298  | 73.1<br>(68.0, 78.3) | 240  | 78.1<br>(72.6, 83.6) | 149  | 71.8<br>(63.6, 79.9) |
|                         | No Ban              | 146  | 35.8<br>(28.4, 43.3) | 142  | 29.5<br>(23.9, 35.0) | 117  | 26.9<br>(21.7, 32.0) | 91   | 21.9<br>(16.4, 27.4) | 61   | 28.2<br>(20.1, 36.4) |

| Health Insurance Status | Home Smoking Policy | 2016 |                      | 2017 |                      | 2018 |                      | 2019 |                      | 2020 |                      |
|-------------------------|---------------------|------|----------------------|------|----------------------|------|----------------------|------|----------------------|------|----------------------|
|                         |                     | N    | Weighted% (95%CI)    | N    | Weighted% (95%CI)    | N    | Weighted% (95%CI)    | N    | Weighted% (95%CI)    | N    | Weighted% (95%CI)    |
| Insured                 | Smoking Ban         | 2569 | 86.0<br>(84.2, 87.9) | 2160 | 85.3<br>(83.4, 87.2) | 1782 | 85.1<br>(82.9, 87.3) | 2159 | 87.8<br>(86.1, 89.4) | 1524 | 88.3<br>(86.4, 90.2) |
|                         | No Ban              | 379  | 14.0<br>(12.1, 15.8) | 362  | 14.7<br>(12.8, 16.6) | 262  | 14.9<br>(12.7, 17.1) | 302  | 12.2<br>(10.6, 13.9) | 212  | 11.7<br>(9.8, 13.6)  |
| Uninsured               | Smoking Ban         | 200  | 73.3<br>(66.6, 80.0) | 175  | 71.8<br>(64.0, 79.5) | 150  | 69.3<br>(62.0, 76.6) | 232  | 79.1<br>(73.4, 84.9) | 175  | 82.8<br>(76.9, 88.7) |
|                         | No Ban              | 70   | 26.7<br>(20.0, 33.4) | 58   | 28.2<br>(20.5, 36.0) | 65   | 30.7<br>(23.4, 38.0) | 57   | 20.9<br>(15.1, 26.6) | 44   | 17.2<br>(11.3, 23.1) |

| Health Insurance Status | Home Smoking Policy | 2021 |                      |
|-------------------------|---------------------|------|----------------------|
|                         |                     | N    | Weighted% (95%CI)    |
| Insured                 | Smoking Ban         | 1761 | 88.2<br>(86.2, 90.2) |
|                         | No Ban              | 207  | 11.8<br>(9.8, 13.8)  |
| Uninsured               | Smoking Ban         | 116  | 79.9<br>(72.3, 87.5) |
|                         | No Ban              | 31   | 20.1<br>(12.5, 27.7) |

Table 11. Proportion of Oklahoma adults reporting smoking ban at home by disability status, Oklahoma BRFSS 2016 – 2021

| Disability Status      | Home Smoking Policy | 2016 |                      | 2017 |                      | 2018 |                      | 2019 |                      | 2020 |                      |
|------------------------|---------------------|------|----------------------|------|----------------------|------|----------------------|------|----------------------|------|----------------------|
|                        |                     | N    | Weighted% (95%CI)    | N    | Weighted% (95%CI)    | N    | Weighted% (95%CI)    | N    | Weighted% (95%CI)    | N    | Weighted% (95%CI)    |
| One or more disability | Smoking Ban         | 979  | 75.8<br>(72.3, 79.2) | 892  | 75.6<br>(72.0, 79.3) | 726  | 75.8<br>(71.8, 79.7) | 902  | 80.0<br>(76.9, 83.1) | 613  | 82.4<br>(79.2, 85.7) |
|                        | No Ban              | 246  | 24.2<br>(20.8, 27.7) | 221  | 24.4<br>(20.7, 28.0) | 173  | 24.2<br>(20.3, 28.2) | 199  | 20.0<br>(16.9, 23.1) | 140  | 17.6<br>(14.3, 20.8) |
| No disability          | Smoking Ban         | 1765 | 88.2<br>(86.0, 90.4) | 1419 | 87.4<br>(85.1, 89.7) | 1205 | 86.8<br>(84.3, 89.3) | 1470 | 90.4<br>(88.5, 92.3) | 1076 | 90.2<br>(87.9, 92.4) |
|                        | No Ban              | 197  | 11.8<br>(9.6, 14.0)  | 194  | 12.6<br>(10.3, 14.9) | 154  | 13.2<br>(10.7, 15.7) | 156  | 9.6<br>(7.7, 11.5)   | 113  | 9.8<br>(7.6, 12.1)   |

| Disability Status      | Home Smoking Policy | 2021 |                      |
|------------------------|---------------------|------|----------------------|
|                        |                     | N    | Weighted% (95%CI)    |
| One or more disability | Smoking Ban         | 705  | 80.8<br>(77.2, 84.4) |
|                        | No Ban              | 136  | 19.2<br>(15.6, 22.8) |
| No disability          | Smoking Ban         | 1171 | 90.9<br>(88.6, 93.2) |
|                        | No Ban              | 101  | 9.1<br>(6.8, 11.4)   |

## Section VII. Smoking policies in vehicle

Table 1. Proportion of Oklahoma adults reporting smoking ban in vehicle, Oklahoma BRFSS 2011 - 2020

| Vehicle Smoking Policy | 2011 |                      | 2012 |                      | 2013 |                      | 2014 |                      | 2015 |                      |
|------------------------|------|----------------------|------|----------------------|------|----------------------|------|----------------------|------|----------------------|
|                        | N    | Weighted%<br>(95%CI) | N    | Weighted%<br>(95%CI) | N    | Weighted%<br>(95%CI) | N    | Weighted%<br>(95%CI) | N    | Weighted%<br>(95%CI) |
| Smoking Ban            | 2576 | 70.5<br>(67.8, 73.1) | 2735 | 74.1<br>(72.0, 76.1) | 2849 | 74.8<br>(72.8, 76.9) | 2893 | 78.6<br>(76.7, 80.6) | 2459 | 78.3<br>(76.0, 80.6) |
| No Ban                 | 842  | 29.5<br>(26.9, 32.2) | 859  | 25.9<br>(23.9, 28.0) | 739  | 25.2<br>(23.1, 27.2) | 682  | 21.4<br>(19.4, 23.3) | 541  | 21.7<br>(19.4, 24.0) |

| Vehicle Smoking Policy | 2016 |                      | 2017 |                      | 2018 |                      | 2019 |                      | 2020 |                      |
|------------------------|------|----------------------|------|----------------------|------|----------------------|------|----------------------|------|----------------------|
|                        | N    | Weighted%<br>(95%CI) | N    | Weighted%<br>(95%CI) | N    | Weighted%<br>(95%CI) | N    | Weighted%<br>(95%CI) | N    | Weighted%<br>(95%CI) |
| Smoking Ban            | 2627 | 78.2<br>(76.0, 80.4) | 2225 | 77.7<br>(75.5, 80.0) | 1828 | 77.2<br>(74.7, 79.7) | 2238 | 79.5<br>(77.5, 81.5) | 1610 | 80.9<br>(78.6, 83.1) |
| No Ban                 | 559  | 21.8<br>(19.6, 24.0) | 502  | 22.3<br>(20.0, 24.5) | 405  | 22.8<br>(20.3, 25.3) | 492  | 20.5<br>(18.5, 22.5) | 337  | 19.1<br>(16.9, 21.4) |

| Vehicle Smoking Policy | 2021 |                       |
|------------------------|------|-----------------------|
|                        | N    | Weighted%<br>(95%CI)  |
| Smoking Ban            | 1798 | 81.8<br>(79.6, 84.05) |
| No Ban                 | 345  | 18.2<br>(16.0, 20.4)  |

Table 2. Proportion of Oklahoma adults reporting smoking ban in vehicle by sex, Oklahoma BRFSS 2011 – 2021

| Sex    | Vehicle Smoking Policy | 2011 |                      | 2012 |                      | 2013 |                      | 2014 |                      | 2015 |                      |
|--------|------------------------|------|----------------------|------|----------------------|------|----------------------|------|----------------------|------|----------------------|
|        |                        | N    | Weighted% (95%CI)    | N    | Weighted% (95%CI)    | N    | Weighted% (95%CI)    | N    | Weighted% (95%CI)    | N    | Weighted% (95%CI)    |
| Male   | Smoking Ban            | 900  | 68.1<br>(63.7, 72.6) | 1065 | 70.6<br>(67.3, 74.0) | 1091 | 72.9<br>(69.8, 76.1) | 1121 | 75.8<br>(72.7, 78.8) | 951  | 76.9<br>(73.1, 80.6) |
|        | No Ban                 | 330  | 31.9<br>(27.4, 36.3) | 395  | 29.4<br>(26.0, 32.7) | 331  | 27.1<br>(23.9, 30.2) | 330  | 24.2<br>(21.2, 27.3) | 222  | 23.1<br>(19.4, 26.9) |
| Female | Smoking Ban            | 1676 | 72.7<br>(69.9, 75.5) | 1670 | 77.3<br>(74.9, 79.8) | 1758 | 76.7<br>(73.9, 79.4) | 1772 | 81.4<br>(79.0, 83.9) | 1508 | 79.7<br>(76.9, 82.4) |
|        | No Ban                 | 512  | 27.3<br>(24.5, 30.1) | 464  | 22.7<br>(20.2, 25.1) | 408  | 23.3<br>(20.6, 26.1) | 352  | 18.6<br>(16.1, 21.0) | 319  | 20.3<br>(17.6, 23.1) |

| Sex    | Vehicle Smoking Policy | 2016 |                      | 2017 |                      | 2018 |                      | 2019 |                      | 2020 |                      |
|--------|------------------------|------|----------------------|------|----------------------|------|----------------------|------|----------------------|------|----------------------|
|        |                        | N    | Weighted% (95%CI)    | N    | Weighted% (95%CI)    | N    | Weighted% (95%CI)    | N    | Weighted% (95%CI)    | N    | Weighted% (95%CI)    |
| Male   | Smoking Ban            | 1005 | 76.2<br>(72.8, 79.6) | 883  | 75.8<br>(72.4, 79.2) | 737  | 74.9<br>(71.1, 78.8) | 956  | 79.5<br>(76.6, 82.4) | 694  | 80.3<br>(76.8, 83.7) |
|        | No Ban                 | 255  | 23.8<br>(20.4, 27.2) | 228  | 24.2<br>(20.8, 27.6) | 190  | 25.1<br>(21.2, 28.9) | 234  | 20.5<br>(17.6, 23.4) | 156  | 19.7<br>(16.3, 23.2) |
| Female | Smoking Ban            | 1622 | 80.0<br>(77.2, 82.9) | 1342 | 79.6<br>(76.6, 82.5) | 1091 | 79.5<br>(76.4, 82.6) | 1282 | 79.6<br>(76.7, 82.4) | 916  | 81.4<br>(78.5, 84.4) |
|        | No Ban                 | 304  | 20.0<br>(17.1, 22.8) | 274  | 20.4<br>(17.5, 23.4) | 215  | 20.5<br>(17.4, 23.6) | 258  | 20.4<br>(17.6, 23.3) | 181  | 18.6<br>(15.6, 21.5) |

| Sex    | Vehicle Smoking Policy | 2021 |                      |
|--------|------------------------|------|----------------------|
|        |                        | N    | Weighted% (95%CI)    |
| Male   | Smoking Ban            | 762  | 80.8<br>(77.4, 84.1) |
|        | No Ban                 | 167  | 19.2<br>(15.9, 22.6) |
| Female | Smoking Ban            | 1036 | 82.4<br>(79.4, 85.4) |
|        | No Ban                 | 178  | 17.6<br>(14.6, 20.6) |

Table 3. three-year rolling weighted percentages of Oklahoma adults reporting smoking ban in vehicle by age, Oklahoma BRFSS 2011 – 2021

| Age Group  | Vehicle Smoking Policy | 2011-13 |                      | 2012-14 |                      | 2013-15 |                      | 2014-16 |                      | 2015-17 |                      |
|------------|------------------------|---------|----------------------|---------|----------------------|---------|----------------------|---------|----------------------|---------|----------------------|
|            |                        | N       | Weighted% (95%CI)    | N       | Weighted% (95%CI)    | N       | Weighted% (95%CI)    | N       | Weighted% (95%CI)    | N       | Weighted% (95%CI)    |
| 18-24      | Smoking Ban            | 272     | 61.3<br>(55.4, 67.3) | 347     | 64.5<br>(59.4, 69.5) | 325     | 68.6<br>(63.4, 73.7) | 320     | 71.5<br>(66.2, 76.9) | 255     | 68.9<br>(63.1, 74.7) |
|            | No Ban                 | 154     | 38.7<br>(32.7, 44.6) | 175     | 35.5<br>(30.5, 40.6) | 137     | 31.4<br>(26.3, 36.6) | 110     | 28.5<br>(23.1, 33.8) | 95      | 31.1<br>(25.3, 36.9) |
| 25-34      | Smoking Ban            | 787     | 71.5<br>(68.0, 75.1) | 893     | 74.1<br>(70.9, 77.3) | 755     | 75.5<br>(72.1, 78.8) | 725     | 76.4<br>(73.1, 79.7) | 661     | 78.0<br>(74.7, 81.3) |
|            | No Ban                 | 257     | 28.5<br>(24.9, 32.0) | 264     | 25.9<br>(22.7, 29.1) | 218     | 24.5<br>(21.2, 27.9) | 202     | 23.6<br>(20.3, 26.9) | 169     | 22.0<br>(18.7, 25.3) |
| 35-44      | Smoking Ban            | 946     | 76.3<br>(73.4, 79.2) | 1007    | 77.7<br>(74.9, 80.5) | 889     | 77.2<br>(74.0, 80.4) | 855     | 79.8<br>(76.6, 83.1) | 739     | 78.7<br>(75.4, 82.1) |
|            | No Ban                 | 267     | 23.7<br>(20.8, 26.6) | 262     | 22.3<br>(19.5, 25.1) | 225     | 22.8<br>(19.6, 26.0) | 175     | 20.2<br>(16.9, 23.4) | 163     | 21.3<br>(17.9, 24.6) |
| 45-54      | Smoking Ban            | 1267    | 70.7<br>(68.2, 73.3) | 1289    | 74.5<br>(72.0, 76.9) | 1205    | 75.4<br>(72.6, 78.2) | 1088    | 75.2<br>(72.3, 78.2) | 961     | 76.2<br>(73.2, 79.3) |
|            | No Ban                 | 497     | 29.3<br>(26.7, 31.8) | 444     | 25.5<br>(23.1, 28.0) | 355     | 24.6<br>(21.8, 27.4) | 315     | 24.8<br>(21.8, 27.7) | 259     | 23.8<br>(20.7, 26.8) |
| 55-64      | Smoking Ban            | 1737    | 72.4<br>(70.1, 74.6) | 1803    | 76.2<br>(74.1, 78.3) | 1758    | 78.7<br>(76.6, 80.8) | 1721    | 79.5<br>(77.4, 81.6) | 1514    | 76.8<br>(74.5, 79.2) |
|            | No Ban                 | 611     | 27.6<br>(25.4, 29.9) | 555     | 23.8<br>(21.7, 25.9) | 478     | 21.3<br>(19.2, 23.4) | 443     | 20.5<br>(18.4, 22.6) | 418     | 23.2<br>(20.8, 25.5) |
| 65 or more | Smoking Ban            | 3151    | 83.1<br>(81.7, 84.6) | 3138    | 84.2<br>(82.8, 85.7) | 3269    | 84.9<br>(83.4, 86.4) | 3270    | 84.8<br>(83.4, 86.3) | 3181    | 85.8<br>(84.4, 87.2) |
|            | No Ban                 | 654     | 16.9<br>(15.4, 18.3) | 580     | 15.8<br>(14.3, 17.2) | 549     | 15.1<br>(13.6, 16.6) | 537     | 15.2<br>(13.7, 16.6) | 498     | 14.2<br>(12.8, 15.6) |

| Age Group  | Vehicle Smoking Policy | 2016-18 |                      | 2017-19 |                      | 2018-20 |                      | 2019-21 |                      |
|------------|------------------------|---------|----------------------|---------|----------------------|---------|----------------------|---------|----------------------|
|            |                        | N       | Weighted% (95%CI)    | N       | Weighted% (95%CI)    | N       | Weighted% (95%CI)    | N       | Weighted% (95%CI)    |
| 18-24      | Smoking Ban            | 237     | 67.5<br>(61.6, 73.4) | 230     | 68.9<br>(63.2, 74.6) | 243     | 73.3<br>(68.0, 78.6) | 266     | 76.1<br>(71.1, 81.0) |
|            | No Ban                 | 101     | 32.5<br>(26.6, 38.4) | 101     | 31.1<br>(25.4, 36.8) | 92      | 26.7<br>(21.4, 32.0) | 84      | 23.9<br>(19.0, 28.9) |
| 25-34      | Smoking Ban            | 644     | 76.1<br>(72.5, 79.7) | 631     | 78.1<br>(74.5, 81.7) | 581     | 78.3<br>(74.6, 82.0) | 598     | 81.8<br>(78.4, 85.2) |
|            | No Ban                 | 169     | 23.9<br>(20.3, 27.5) | 149     | 21.9<br>(18.3, 25.5) | 138     | 21.7<br>(18.0, 25.4) | 122     | 18.2<br>(14.8, 21.6) |
| 35-44      | Smoking Ban            | 706     | 77.5<br>(74.2, 80.7) | 749     | 77.1<br>(74.0, 80.2) | 720     | 79.3<br>(76.2, 82.4) | 767     | 82.2<br>(79.3, 85.2) |
|            | No Ban                 | 182     | 22.5<br>(19.3, 25.8) | 205     | 22.9<br>(19.8, 26.0) | 177     | 20.7<br>(17.6, 23.8) | 158     | 17.8<br>(14.8, 20.7) |
| 45-54      | Smoking Ban            | 886     | 76.9<br>(74.0, 79.8) | 830     | 77.5<br>(74.5, 80.4) | 776     | 76.8<br>(73.7, 80.0) | 808     | 78.0<br>(74.8, 81.1) |
|            | No Ban                 | 244     | 23.1<br>(20.2, 26.0) | 220     | 22.5<br>(19.6, 25.5) | 208     | 23.2<br>(20.0, 26.3) | 196     | 22.0<br>(18.9, 25.2) |
| 55-64      | Smoking Ban            | 1356    | 78.0<br>(75.5, 80.4) | 1196    | 76.9<br>(74.3, 79.5) | 1044    | 78.3<br>(75.6, 80.9) | 978     | 77.8<br>(75.1, 80.6) |
|            | No Ban                 | 345     | 22.0<br>(19.6, 24.5) | 327     | 23.1<br>(20.5, 25.7) | 270     | 21.7<br>(19.1, 24.4) | 267     | 22.2<br>(19.4, 24.9) |
| 65 or more | Smoking Ban            | 2851    | 85.9<br>(84.4, 87.4) | 2655    | 86.0<br>(84.5, 87.5) | 2312    | 85.8<br>(84.2, 87.4) | 2229    | 85.3<br>(83.5, 87.0) |
|            | No Ban                 | 425     | 14.1<br>(12.6, 15.6) | 397     | 14.0<br>(12.5, 15.5) | 349     | 14.2<br>(12.6, 15.8) | 347     | 14.7<br>(13.0, 16.5) |



Table 4. three-year rolling weighted percentages of Oklahoma adults reporting smoking ban in vehicle by race/ethnicity, Oklahoma BRFSS 2011 – 2021

| Race/Ethnicity | Vehicle Smoking Policy | 2011-13 |                      | 2012-14 |                      | 2013-15 |                      | 2014-16 |                      | 2015-17 |                      |
|----------------|------------------------|---------|----------------------|---------|----------------------|---------|----------------------|---------|----------------------|---------|----------------------|
|                |                        | N       | Weighted% (95%CI)    | N       | Weighted% (95%CI)    | N       | Weighted% (95%CI)    | N       | Weighted% (95%CI)    | N       | Weighted% (95%CI)    |
| NH-White       | Smoking Ban            | 6220    | 73.7<br>(72.2, 75.2) | 6432    | 75.9<br>(74.5, 77.2) | 6275    | 77.3<br>(75.9, 78.7) | 6206    | 78.3<br>(76.9, 79.7) | 5729    | 78.1<br>(76.6, 79.6) |
|                | No Ban                 | 1767    | 26.3<br>(24.8, 27.8) | 1656    | 24.1<br>(22.8, 25.5) | 1424    | 22.7<br>(21.3, 24.1) | 1340    | 21.7<br>(20.3, 23.1) | 1209    | 21.9<br>(20.4, 23.4) |
| NH-Black       | Smoking Ban            | 458     | 70.6<br>(64.4, 76.8) | 457     | 74.6<br>(68.9, 80.3) | 449     | 74.5<br>(69.2, 79.8) | 385     | 76.0<br>(70.5, 81.5) | 355     | 77.2<br>(71.5, 82.9) |
|                | No Ban                 | 161     | 29.4<br>(23.2, 35.6) | 136     | 25.4<br>(19.7, 31.1) | 135     | 25.5<br>(20.2, 30.8) | 104     | 24.0<br>(18.5, 29.5) | 88      | 22.8<br>(17.1, 28.5) |
| NH-AI/AN       | Smoking Ban            | 433     | 64.5<br>(59.3, 69.7) | 479     | 67.9<br>(63.0, 72.9) | 465     | 68.7<br>(63.5, 73.9) | 479     | 69.5<br>(64.5, 74.6) | 429     | 70.3<br>(65.1, 75.6) |
|                | No Ban                 | 187     | 35.5<br>(30.3, 40.7) | 189     | 32.1<br>(27.1, 37.0) | 175     | 31.3<br>(26.1, 36.5) | 177     | 30.5<br>(25.4, 35.5) | 148     | 29.7<br>(24.4, 34.9) |
| NH-Other       | Smoking Ban            | 577     | 65.7<br>(59.6, 71.7) | 593     | 72.3<br>(67.5, 77.0) | 536     | 76.4<br>(71.3, 81.4) | 475     | 80.6<br>(75.5, 85.6) | 423     | 79.5<br>(74.2, 84.7) |
|                | No Ban                 | 240     | 34.3<br>(28.3, 40.4) | 220     | 27.7<br>(23.0, 32.5) | 164     | 23.6<br>(18.6, 28.7) | 111     | 19.4<br>(14.4, 24.5) | 100     | 20.5<br>(15.3, 25.8) |
| Hispanic       | Smoking Ban            | 443     | 84.4<br>(80.1, 88.7) | 479     | 86.1<br>(82.5, 89.7) | 429     | 86.7<br>(82.8, 90.6) | 384     | 86.7<br>(82.1, 91.3) | 314     | 83.8<br>(78.6, 89.0) |
|                | No Ban                 | 74      | 15.6<br>(11.3, 19.9) | 70      | 13.9<br>(10.3, 17.5) | 55      | 13.3<br>(9.4, 17.2)  | 41      | 13.3<br>(8.7, 17.9)  | 44      | 16.2<br>(11.0, 21.4) |

| Race/Ethnicity | Vehicle Smoking Policy | 2016-18 |                      | 2017-19 |                      | 2018-20 |                      | 2019-21 |                      |
|----------------|------------------------|---------|----------------------|---------|----------------------|---------|----------------------|---------|----------------------|
|                |                        | N       | Weighted% (95%CI)    | N       | Weighted% (95%CI)    | N       | Weighted% (95%CI)    | N       | Weighted% (95%CI)    |
| NH-White       | Smoking Ban            | 5197    | 77.5<br>(76.0, 79.0) | 4793    | 78.3<br>(76.8, 79.8) | 4235    | 79.3<br>(77.8, 80.9) | 4168    | 81.2<br>(79.7, 82.7) |
|                | No Ban                 | 1108    | 22.5<br>(21.0, 24.0) | 1007    | 21.7<br>(20.2, 23.2) | 866     | 20.7<br>(19.1, 22.2) | 790     | 18.8<br>(17.3, 20.3) |
| NH-Black       | Smoking Ban            | 329     | 79.0<br>(73.6, 84.4) | 330     | 80.0<br>(74.8, 85.1) | 308     | 77.5<br>(71.7, 83.3) | 288     | 77.1<br>(71.1, 83.0) |
|                | No Ban                 | 74      | 21.0<br>(15.6, 26.4) | 71      | 20.0<br>(14.9, 25.2) | 70      | 22.5<br>(16.7, 28.3) | 71      | 22.9<br>(17.0, 28.9) |
| NH-AI/AN       | Smoking Ban            | 370     | 73.2<br>(67.8, 78.6) | 359     | 73.5<br>(68.3, 78.7) | 363     | 75.0<br>(69.9, 80.1) | 379     | 72.3<br>(67.2, 77.4) |
|                | No Ban                 | 119     | 26.8<br>(21.4, 32.2) | 123     | 26.5<br>(21.3, 31.7) | 118     | 25.0<br>(19.9, 30.1) | 131     | 27.7<br>(22.6, 32.8) |
| NH-Other       | Smoking Ban            | 418     | 77.8<br>(72.6, 83.0) | 401     | 74.9<br>(69.7, 80.2) | 345     | 75.2<br>(70.0, 80.4) | 332     | 76.5<br>(71.6, 81.5) |
|                | No Ban                 | 100     | 22.2<br>(17.0, 27.4) | 118     | 25.1<br>(19.8, 30.3) | 108     | 24.8<br>(19.6, 30.0) | 113     | 23.5<br>(18.5, 28.4) |
| Hispanic       | Smoking Ban            | 311     | 83.0<br>(77.9, 88.1) | 339     | 82.2<br>(77.6, 86.8) | 358     | 86.0<br>(81.9, 90.1) | 388     | 88.1<br>(84.4, 91.9) |
|                | No Ban                 | 51      | 17.0<br>(11.9, 22.1) | 64      | 17.8<br>(13.2, 22.4) | 56      | 14.0<br>(9.9, 18.1)  | 51      | 11.9<br>(8.1, 15.6)  |

Table 5. three-year rolling weighted percentages of Oklahoma adults reporting smoking ban in vehicle by level of education, Oklahoma BRFSS 2011– 2021

| Education             | Vehicle Smoking Policy | 2011-13 |                      | 2012-14 |                      | 2013-15 |                      | 2014-16 |                      | 2015-17 |                      |
|-----------------------|------------------------|---------|----------------------|---------|----------------------|---------|----------------------|---------|----------------------|---------|----------------------|
|                       |                        | N       | Weighted% (95%CI)    | N       | Weighted% (95%CI)    | N       | Weighted% (95%CI)    | N       | Weighted% (95%CI)    | N       | Weighted% (95%CI)    |
| Less than high school | Smoking Ban            | 772     | 60.9<br>(56.4, 65.5) | 769     | 64.8<br>(60.6, 69.0) | 663     | 66.6<br>(62.1, 71.2) | 569     | 67.2<br>(62.5, 72.0) | 459     | 65.1<br>(59.9, 70.2) |
|                       | No Ban                 | 389     | 39.1<br>(34.5, 43.6) | 344     | 35.2<br>(31.0, 39.4) | 265     | 33.4<br>(28.8, 37.9) | 212     | 32.8<br>(28.0, 37.5) | 180     | 34.9<br>(29.8, 40.1) |
| High school           | Smoking Ban            | 2419    | 68.9<br>(66.5, 71.3) | 2524    | 71.5<br>(69.3, 73.6) | 2395    | 72.7<br>(70.5, 74.9) | 2326    | 73.6<br>(71.3, 75.9) | 2080    | 73.7<br>(71.3, 76.1) |
|                       | No Ban                 | 883     | 31.1<br>(28.7, 33.5) | 846     | 28.5<br>(26.4, 30.7) | 745     | 27.3<br>(25.1, 29.5) | 698     | 26.4<br>(24.1, 28.7) | 610     | 26.3<br>(23.9, 28.7) |
| Some college          | Smoking Ban            | 2267    | 73.1<br>(70.9, 75.3) | 2393    | 76.1<br>(74.1, 78.1) | 2376    | 78.1<br>(76.1, 80.2) | 2353    | 79.7<br>(77.7, 81.8) | 2256    | 79.3<br>(77.3, 81.3) |
|                       | No Ban                 | 756     | 26.9<br>(24.7, 29.1) | 716     | 23.9<br>(21.9, 25.9) | 605     | 21.9<br>(19.8, 23.9) | 562     | 20.3<br>(18.2, 22.3) | 527     | 20.7<br>(18.7, 22.7) |
| College graduate      | Smoking Ban            | 2691    | 87.8<br>(86.4, 89.2) | 2784    | 89.1<br>(87.7, 90.4) | 2760    | 89.3<br>(87.9, 90.7) | 2723    | 90.1<br>(88.7, 91.6) | 2507    | 89.9<br>(88.4, 91.4) |
|                       | No Ban                 | 412     | 12.2<br>(10.8, 13.6) | 373     | 10.9<br>(9.6, 12.3)  | 346     | 10.7<br>(9.3, 12.1)  | 308     | 9.9<br>(8.4, 11.3)   | 283     | 10.1<br>(8.6, 11.6)  |

| Education             | Vehicle Smoking Policy | 2016-18 |                      | 2017-19 |                      | 2018-20 |                      | 2019-21 |                      |
|-----------------------|------------------------|---------|----------------------|---------|----------------------|---------|----------------------|---------|----------------------|
|                       |                        | N       | Weighted% (95%CI)    | N       | Weighted% (95%CI)    | N       | Weighted% (95%CI)    | N       | Weighted% (95%CI)    |
| Less than high school | Smoking Ban            | 402     | 64.4<br>(59.1, 69.8) | 388     | 65.2<br>(59.8, 70.5) | 373     | 69.4<br>(64.2, 74.6) | 357     | 72.1<br>(67.2, 76.9) |
|                       | No Ban                 | 164     | 35.6<br>(30.2, 40.9) | 164     | 34.8<br>(29.5, 40.2) | 146     | 30.6<br>(25.4, 35.8) | 135     | 27.9<br>(23.1, 32.8) |
| High school           | Smoking Ban            | 1858    | 73.8<br>(71.3, 76.3) | 1709    | 74.5<br>(72.0, 76.9) | 1490    | 75.1<br>(72.6, 77.6) | 1434    | 76.4<br>(73.9, 78.9) |
|                       | No Ban                 | 533     | 26.2<br>(23.7, 28.7) | 492     | 25.5<br>(23.1, 28.0) | 436     | 24.9<br>(22.4, 27.4) | 407     | 23.6<br>(21.1, 26.1) |
| Some college          | Smoking Ban            | 2069    | 77.8<br>(75.7, 79.9) | 1936    | 77.8<br>(75.7, 80.0) | 1735    | 78.5<br>(76.3, 80.6) | 1726    | 80.5<br>(78.4, 82.6) |
|                       | No Ban                 | 522     | 22.2<br>(20.1, 24.3) | 497     | 22.2<br>(20.0, 24.3) | 448     | 21.5<br>(19.4, 23.7) | 411     | 19.5<br>(17.4, 21.6) |
| College graduate      | Smoking Ban            | 2342    | 90.1<br>(88.6, 91.7) | 2249    | 90.1<br>(88.6, 91.6) | 2068    | 90.5<br>(88.8, 92.2) | 2114    | 90.6<br>(89.0, 92.3) |
|                       | No Ban                 | 245     | 9.9<br>(8.3, 11.4)   | 245     | 9.9<br>(8.4, 11.4)   | 203     | 9.5<br>(7.8, 11.2)   | 218     | 9.4<br>(7.7, 11.0)   |

Table 6. Three-year rolling weighted percentages of Oklahoma adults reporting smoking ban in vehicle by income level, Oklahoma BRFSS 2011 – 2021

| Income                     | Vehicle Smoking Policy | 2011-13 |                      | 2012-14 |                      | 2013-15 |                      | 2014-16 |                      | 2015-17 |                      |
|----------------------------|------------------------|---------|----------------------|---------|----------------------|---------|----------------------|---------|----------------------|---------|----------------------|
|                            |                        | N       | Weighted% (95%CI)    | N       | Weighted% (95%CI)    | N       | Weighted% (95%CI)    | N       | Weighted% (95%CI)    | N       | Weighted% (95%CI)    |
| Less than 15,000           | Smoking Ban            | 853     | 58.6<br>(54.8, 62.4) | 872     | 63.6<br>(60.0, 67.2) | 738     | 66.0<br>(62.0, 70.0) | 632     | 64.7<br>(60.0, 69.3) | 546     | 65.5<br>(60.6, 70.3) |
|                            | No Ban                 | 500     | 41.4<br>(37.6, 45.2) | 446     | 36.4<br>(32.8, 40.0) | 348     | 34.0<br>(30.0, 38.0) | 285     | 35.3<br>(30.7, 40.0) | 244     | 34.5<br>(29.7, 39.4) |
| 15,000 to Less than 25,000 | Smoking Ban            | 1449    | 68.2<br>(64.8, 71.7) | 1424    | 69.5<br>(66.3, 72.6) | 1255    | 68.2<br>(64.7, 71.7) | 1121    | 68.0<br>(64.4, 71.5) | 990     | 66.4<br>(62.7, 70.2) |
|                            | No Ban                 | 537     | 31.8<br>(28.3, 35.2) | 507     | 30.5<br>(27.4, 33.7) | 437     | 31.8<br>(28.3, 35.3) | 411     | 32.0<br>(28.5, 35.6) | 375     | 33.6<br>(29.8, 37.3) |
| 25,000 to Less than 35,000 | Smoking Ban            | 910     | 70.5<br>(66.8, 74.1) | 925     | 71.9<br>(68.4, 75.5) | 870     | 73.4<br>(69.5, 77.4) | 824     | 76.7<br>(72.6, 80.7) | 733     | 79.2<br>(75.0, 83.3) |
|                            | No Ban                 | 304     | 29.5<br>(25.9, 33.2) | 288     | 28.1<br>(24.5, 31.6) | 236     | 26.6<br>(22.6, 30.5) | 192     | 23.3<br>(19.3, 27.4) | 152     | 20.8<br>(16.7, 25.0) |
| 35,000 to Less than 50,000 | Smoking Ban            | 1114    | 73.9<br>(70.6, 77.1) | 1142    | 76.4<br>(73.5, 79.4) | 1142    | 79.1<br>(76.2, 82.1) | 1095    | 79.3<br>(76.0, 82.5) | 964     | 76.2<br>(72.6, 79.8) |
|                            | No Ban                 | 341     | 26.1<br>(22.9, 29.4) | 304     | 23.6<br>(20.6, 26.5) | 256     | 20.9<br>(17.9, 23.8) | 221     | 20.7<br>(17.5, 24.0) | 207     | 23.8<br>(20.2, 27.4) |
| 50,000 or more             | Smoking Ban            | 2899    | 83.4<br>(81.6, 85.2) | 3120    | 85.1<br>(83.6, 86.7) | 3061    | 85.5<br>(83.8, 87.2) | 3001    | 86.3<br>(84.6, 87.9) | 2689    | 86.3<br>(84.6, 88.0) |
|                            | No Ban                 | 496     | 16.6<br>(14.8, 18.4) | 487     | 14.9<br>(13.3, 16.4) | 448     | 14.5<br>(12.8, 16.2) | 431     | 13.7<br>(12.1, 15.4) | 371     | 13.7<br>(12.0, 15.4) |

| Income                     | Vehicle Smoking Policy | 2016-18 |                      | 2017-19 |                      | 2018-20 |                      | 2019-21 |                      |
|----------------------------|------------------------|---------|----------------------|---------|----------------------|---------|----------------------|---------|----------------------|
|                            |                        | N       | Weighted% (95%CI)    | N       | Weighted% (95%CI)    | N       | Weighted% (95%CI)    | N       | Weighted% (95%CI)    |
| Less than 15,000           | Smoking Ban            | 461     | 62.6<br>(57.4, 67.7) | 389     | 63.8<br>(58.7, 68.9) | 323     | 63.8<br>(58.4, 69.2) | 318     | 67.9<br>(62.4, 73.3) |
|                            | No Ban                 | 217     | 37.4<br>(32.3, 42.6) | 197     | 36.2<br>(31.1, 41.3) | 170     | 36.2<br>(30.8, 41.6) | 140     | 32.1<br>(26.7, 37.6) |
| 15,000 to Less than 25,000 | Smoking Ban            | 910     | 68.3<br>(64.4, 72.2) | 862     | 69.6<br>(65.6, 73.5) | 778     | 72.1<br>(68.2, 76.1) | 684     | 72.2<br>(68.3, 76.2) |
|                            | No Ban                 | 310     | 31.7<br>(27.8, 35.6) | 273     | 30.4<br>(26.5, 34.4) | 231     | 27.9<br>(23.9, 31.8) | 225     | 27.8<br>(23.8, 31.7) |
| 25,000 to Less than 35,000 | Smoking Ban            | 663     | 77.3<br>(73.0, 81.5) | 606     | 73.9<br>(69.5, 78.3) | 514     | 70.5<br>(65.8, 75.2) | 509     | 70.1<br>(65.4, 74.9) |
|                            | No Ban                 | 149     | 22.7<br>(18.5, 27.0) | 161     | 26.1<br>(21.7, 30.5) | 162     | 29.5<br>(24.8, 34.2) | 158     | 29.9<br>(25.1, 34.6) |
| 35,000 to Less than 50,000 | Smoking Ban            | 850     | 74.1<br>(70.2, 77.9) | 772     | 75.1<br>(71.4, 78.9) | 734     | 79.7<br>(76.1, 83.3) | 711     | 80.2<br>(76.6, 83.8) |
|                            | No Ban                 | 201     | 25.9<br>(22.1, 29.8) | 190     | 24.9<br>(21.1, 28.6) | 162     | 20.3<br>(16.7, 23.9) | 158     | 19.8<br>(16.2, 23.4) |
| 50,000 or more             | Smoking Ban            | 2561    | 85.6<br>(83.7, 87.4) | 2576    | 85.9<br>(84.2, 87.7) | 2416    | 86.4<br>(84.6, 88.2) | 2445    | 88.5<br>(86.9, 90.1) |
|                            | No Ban                 | 363     | 14.4<br>(12.6, 16.3) | 367     | 14.1<br>(12.3, 15.8) | 319     | 13.6<br>(11.8, 15.4) | 297     | 11.5<br>(9.9, 13.1)  |

Table 7. Proportion of Oklahoma adults reporting smoking ban in vehicle by area of residence, Oklahoma BRFSS 2011 – 2021

| Area of Residence | Vehicle Smoking Policy | 2011 |                      | 2012 |                      | 2013 |                      | 2014 |                      | 2015 |                      |
|-------------------|------------------------|------|----------------------|------|----------------------|------|----------------------|------|----------------------|------|----------------------|
|                   |                        | N    | Weighted% (95%CI)    | N    | Weighted% (95%CI)    | N    | Weighted% (95%CI)    | N    | Weighted% (95%CI)    | N    | Weighted% (95%CI)    |
| Urban             | Smoking Ban            | 1176 | 74.3<br>(70.5, 78.0) | 1037 | 79.0<br>(75.8, 82.2) | 1220 | 78.2<br>(75.2, 81.1) | 1085 | 81.7<br>(78.7, 84.6) | 933  | 83.0<br>(79.7, 86.4) |
|                   | No Ban                 | 331  | 25.7<br>(22.0, 29.5) | 248  | 21.0<br>(17.8, 24.2) | 264  | 21.8<br>(18.9, 24.8) | 212  | 18.3<br>(15.4, 21.3) | 159  | 17.0<br>(13.6, 20.3) |
| Rural             | Smoking Ban            | 1400 | 67.5<br>(63.9, 71.2) | 1698 | 70.4<br>(67.7, 73.1) | 1629 | 72.4<br>(69.6, 75.3) | 1808 | 76.4<br>(73.8, 78.9) | 1526 | 74.8<br>(71.7, 77.9) |
|                   | No Ban                 | 511  | 32.5<br>(28.8, 36.1) | 611  | 29.6<br>(26.9, 32.3) | 475  | 27.6<br>(24.7, 30.4) | 470  | 23.6<br>(21.1, 26.2) | 382  | 25.2<br>(22.1, 28.3) |

| Area of Residence | Vehicle Smoking Policy | 2016 |                      | 2017 |                      | 2018 |                      | 2019 |                      | 2020 |                      |
|-------------------|------------------------|------|----------------------|------|----------------------|------|----------------------|------|----------------------|------|----------------------|
|                   |                        | N    | Weighted% (95%CI)    | N    | Weighted% (95%CI)    | N    | Weighted% (95%CI)    | N    | Weighted% (95%CI)    | N    | Weighted% (95%CI)    |
| Urban             | Smoking Ban            | 981  | 80.8<br>(77.2, 84.4) | 785  | 80.4<br>(76.7, 84.2) | 703  | 83.0<br>(79.7, 86.4) | 791  | 81.7<br>(78.4, 85.0) | 608  | 83.1<br>(79.4, 86.7) |
|                   | No Ban                 | 166  | 19.2<br>(15.6, 22.8) | 146  | 19.6<br>(15.8, 23.3) | 117  | 17.0<br>(13.6, 20.3) | 137  | 18.3<br>(15.0, 21.6) | 98   | 16.9<br>(13.3, 20.6) |
| Rural             | Smoking Ban            | 1646 | 76.3<br>(73.6, 79.1) | 1440 | 75.8<br>(73.0, 78.6) | 1125 | 72.8<br>(69.3, 76.2) | 1447 | 77.9<br>(75.4, 80.4) | 1002 | 79.2<br>(76.3, 82.1) |
|                   | No Ban                 | 393  | 23.7<br>(20.9, 26.4) | 356  | 24.2<br>(21.4, 27.0) | 288  | 27.2<br>(23.8, 30.7) | 355  | 22.1<br>(19.6, 24.6) | 239  | 20.8<br>(17.9, 23.7) |

| Area of Residence | Vehicle Smoking Policy | 2021 |                      |
|-------------------|------------------------|------|----------------------|
|                   |                        | N    | Weighted% (95%CI)    |
| Urban             | Smoking Ban            | 558  | 85.2<br>(81.7, 88.7) |
|                   | No Ban                 | 86   | 14.8<br>(11.3, 18.3) |
| Rural             | Smoking Ban            | 1240 | 78.8<br>(76.0, 81.7) |
|                   | No Ban                 | 259  | 21.2<br>(18.3, 24.0) |

Table 8. Proportion of Oklahoma adults reporting smoking ban in vehicle by poor physical health, Oklahoma BRFSS 2011 – 2021

| Poor Physical Health | Vehicle Smoking Policy | 2011 |                      | 2012 |                      | 2013 |                      | 2014 |                      | 2015 |                      |
|----------------------|------------------------|------|----------------------|------|----------------------|------|----------------------|------|----------------------|------|----------------------|
|                      |                        | N    | Weighted% (95%CI)    | N    | Weighted% (95%CI)    | N    | Weighted% (95%CI)    | N    | Weighted% (95%CI)    | N    | Weighted% (95%CI)    |
| Yes                  | Smoking Ban            | 384  | 58.4<br>(52.9, 63.9) | 417  | 67.5<br>(62.4, 72.5) | 397  | 66.3<br>(60.8, 71.8) | 421  | 70.4<br>(64.8, 76.0) | 348  | 69.0<br>(63.1, 74.9) |
|                      | No Ban                 | 213  | 41.6<br>(36.1, 47.1) | 190  | 32.5<br>(27.5, 37.6) | 166  | 33.7<br>(28.2, 39.2) | 153  | 29.6<br>(24.0, 35.2) | 136  | 31.0<br>(25.1, 36.9) |
| No                   | Smoking Ban            | 2139 | 72.4<br>(69.4, 75.3) | 2272 | 75.3<br>(73.0, 77.6) | 2391 | 76.1<br>(73.8, 78.4) | 2420 | 80.3<br>(78.3, 82.4) | 2069 | 79.8<br>(77.2, 82.3) |
|                      | No Ban                 | 618  | 27.6<br>(24.7, 30.6) | 654  | 24.7<br>(22.4, 27.0) | 558  | 23.9<br>(21.6, 26.2) | 511  | 19.7<br>(17.6, 21.7) | 395  | 20.2<br>(17.7, 22.8) |

| Poor Physical Health | Vehicle Smoking Policy | 2016 |                      | 2017 |                      | 2018 |                      | 2019 |                      | 2020 |                      |
|----------------------|------------------------|------|----------------------|------|----------------------|------|----------------------|------|----------------------|------|----------------------|
|                      |                        | N    | Weighted% (95%CI)    | N    | Weighted% (95%CI)    | N    | Weighted% (95%CI)    | N    | Weighted% (95%CI)    | N    | Weighted% (95%CI)    |
| Yes                  | Smoking Ban            | 370  | 68.5<br>(62.8, 74.2) | 329  | 65.1<br>(59.0, 71.3) | 255  | 64.4<br>(57.3, 71.4) | 301  | 64.5<br>(58.3, 70.7) | 197  | 71.4<br>(64.5, 78.3) |
|                      | No Ban                 | 138  | 31.5<br>(25.8, 37.2) | 126  | 34.9<br>(28.7, 41.0) | 94   | 35.6<br>(28.6, 42.7) | 130  | 35.5<br>(29.3, 41.7) | 67   | 28.6<br>(21.7, 35.5) |
| No                   | Smoking Ban            | 2195 | 80.6<br>(78.2, 82.9) | 1830 | 80.5<br>(78.1, 82.9) | 1531 | 79.5<br>(76.9, 82.1) | 1858 | 82.7<br>(80.7, 84.7) | 1350 | 82.6<br>(80.2, 85.0) |
|                      | No Ban                 | 399  | 19.4<br>(17.1, 21.8) | 352  | 19.5<br>(17.1, 21.9) | 302  | 20.5<br>(17.9, 23.1) | 339  | 17.3<br>(15.3, 19.3) | 252  | 17.4<br>(15.0, 19.8) |

| Poor Physical Health | Vehicle Smoking Policy | 2021 |                      |
|----------------------|------------------------|------|----------------------|
|                      |                        | N    | Weighted% (95%CI)    |
| Yes                  | Smoking Ban            | 228  | 72.2<br>(66.0, 78.4) |
|                      | No Ban                 | 81   | 27.8<br>(21.6, 34.0) |
| No                   | Smoking Ban            | 1483 | 83.4<br>(81.0, 85.8) |
|                      | No Ban                 | 244  | 16.6<br>(14.2, 19.0) |

Table 9. Proportion of Oklahoma adults reporting smoking ban in vehicle by Frequent Mental Distress (FMD), Oklahoma BRFSS 2011 – 2021

| Frequent Mental Distress | Vehicle Smoking Policy | 2011 |                      | 2012 |                      | 2013 |                      | 2014 |                      | 2015 |                      |
|--------------------------|------------------------|------|----------------------|------|----------------------|------|----------------------|------|----------------------|------|----------------------|
|                          |                        | N    | Weighted% (95%CI)    | N    | Weighted% (95%CI)    | N    | Weighted% (95%CI)    | N    | Weighted% (95%CI)    | N    | Weighted% (95%CI)    |
| Yes                      | Smoking Ban            | 245  | 46.3<br>(38.6, 53.9) | 270  | 57.9<br>(51.8, 63.9) | 286  | 56.8<br>(50.2, 63.3) | 313  | 69.6<br>(63.8, 75.3) | 216  | 62.3<br>(54.9, 69.7) |
|                          | No Ban                 | 196  | 53.7<br>(46.1, 61.4) | 184  | 42.1<br>(36.1, 48.2) | 173  | 43.2<br>(36.7, 49.8) | 133  | 30.4<br>(24.7, 36.2) | 112  | 37.7<br>(30.3, 45.1) |
| No                       | Smoking Ban            | 2303 | 74.5<br>(71.8, 77.2) | 2426 | 76.5<br>(74.3, 78.8) | 2523 | 78.0<br>(75.8, 80.1) | 2545 | 80.1<br>(78.1, 82.2) | 2212 | 80.7<br>(78.3, 83.2) |
|                          | No Ban                 | 631  | 25.5<br>(22.8, 28.2) | 662  | 23.5<br>(21.2, 25.7) | 552  | 22.0<br>(19.9, 24.2) | 541  | 19.9<br>(17.8, 21.9) | 416  | 19.3<br>(16.8, 21.7) |

| Frequent Mental Distress | Vehicle Smoking Policy | 2016 |                      | 2017 |                      | 2018 |                      | 2019 |                      | 2020 |                      |
|--------------------------|------------------------|------|----------------------|------|----------------------|------|----------------------|------|----------------------|------|----------------------|
|                          |                        | N    | Weighted% (95%CI)    | N    | Weighted% (95%CI)    | N    | Weighted% (95%CI)    | N    | Weighted% (95%CI)    | N    | Weighted% (95%CI)    |
| Yes                      | Smoking Ban            | 257  | 61.3<br>(54.3, 68.4) | 243  | 62.1<br>(55.4, 68.8) | 194  | 56.8<br>(49.3, 64.3) | 258  | 65.5<br>(59.1, 71.9) | 189  | 66.9<br>(59.9, 73.9) |
|                          | No Ban                 | 107  | 38.7<br>(31.6, 45.7) | 109  | 37.9<br>(31.2, 44.6) | 110  | 43.2<br>(35.7, 50.7) | 113  | 34.5<br>(28.1, 40.9) | 81   | 33.1<br>(26.1, 40.1) |
| No                       | Smoking Ban            | 2334 | 81.0<br>(78.8, 83.3) | 1938 | 81.1<br>(78.8, 83.4) | 1593 | 81.7<br>(79.2, 84.1) | 1912 | 83.1<br>(81.2, 85.0) | 1364 | 83.8<br>(81.4, 86.2) |
|                          | No Ban                 | 439  | 19.0<br>(16.7, 21.2) | 378  | 18.9<br>(16.6, 21.2) | 283  | 18.3<br>(15.9, 20.8) | 353  | 16.9<br>(15.0, 18.8) | 239  | 16.2<br>(13.8, 18.6) |

| Frequent Mental Distress | Vehicle Smoking Policy | 2021 |                      |
|--------------------------|------------------------|------|----------------------|
|                          |                        | N    | Weighted% (95%CI)    |
| Yes                      | Smoking Ban            | 225  | 68.7<br>(62.1, 75.3) |
|                          | No Ban                 | 83   | 31.3<br>(24.7, 37.9) |
| No                       | Smoking Ban            | 1522 | 84.9<br>(82.6, 87.2) |
|                          | No Ban                 | 246  | 15.1<br>(12.8, 17.4) |

Frequent Mental Distress = 14 or more days of poor mental health



Table 10. Proportion of Oklahoma adults reporting smoking ban in vehicle by health insurance coverage, Oklahoma BRFSS 2011 – 2021

| Health Insurance Status | Vehicle Smoking Policy | 2011 |                      | 2012 |                      | 2013 |                      | 2014 |                      | 2015 |                      |
|-------------------------|------------------------|------|----------------------|------|----------------------|------|----------------------|------|----------------------|------|----------------------|
|                         |                        | N    | Weighted% (95%CI)    | N    | Weighted% (95%CI)    | N    | Weighted% (95%CI)    | N    | Weighted% (95%CI)    | N    | Weighted% (95%CI)    |
| Insured                 | Smoking Ban            | 2318 | 74.1<br>(71.6, 76.6) | 2428 | 76.9<br>(74.9, 78.9) | 2571 | 77.7<br>(75.6, 79.8) | 2666 | 80.2<br>(78.2, 82.2) | 2316 | 80.3<br>(77.9, 82.6) |
|                         | No Ban                 | 693  | 25.9<br>(23.4, 28.4) | 683  | 23.1<br>(21.1, 25.1) | 591  | 22.3<br>(20.2, 24.4) | 571  | 19.8<br>(17.8, 21.8) | 471  | 19.7<br>(17.4, 22.1) |
| Uninsured               | Smoking Ban            | 252  | 55.8<br>(48.0, 63.6) | 303  | 62.9<br>(57.1, 68.6) | 267  | 61.7<br>(55.5, 67.8) | 218  | 68.9<br>(62.2, 75.5) | 137  | 64.6<br>(55.9, 73.4) |
|                         | No Ban                 | 147  | 44.2<br>(36.4, 52.0) | 173  | 37.1<br>(31.4, 42.9) | 146  | 38.3<br>(32.2, 44.5) | 110  | 31.1<br>(24.5, 37.8) | 69   | 35.4<br>(26.6, 44.1) |

| Health Insurance Status | Vehicle Smoking Policy | 2016 |                      | 2017 |                      | 2018 |                      | 2019 |                      | 2020 |                      |
|-------------------------|------------------------|------|----------------------|------|----------------------|------|----------------------|------|----------------------|------|----------------------|
|                         |                        | N    | Weighted% (95%CI)    | N    | Weighted% (95%CI)    | N    | Weighted% (95%CI)    | N    | Weighted% (95%CI)    | N    | Weighted% (95%CI)    |
| Insured                 | Smoking Ban            | 2436 | 79.9<br>(77.6, 82.1) | 2058 | 79.2<br>(76.9, 81.5) | 1688 | 79.8<br>(77.2, 82.3) | 2022 | 80.8<br>(78.8, 82.9) | 1441 | 81.5<br>(79.0, 83.9) |
|                         | No Ban                 | 476  | 20.1<br>(17.9, 22.4) | 432  | 20.8<br>(18.5, 23.1) | 327  | 20.2<br>(17.7, 22.8) | 415  | 19.2<br>(17.1, 21.2) | 278  | 18.5<br>(16.1, 21.0) |
| Uninsured               | Smoking Ban            | 183  | 68.6<br>(61.5, 75.7) | 160  | 69.0<br>(61.5, 76.5) | 135  | 61.9<br>(53.8, 69.9) | 210  | 71.7<br>(65.2, 78.1) | 159  | 76.4<br>(69.8, 83.0) |
|                         | No Ban                 | 81   | 31.4<br>(24.3, 38.5) | 69   | 31.0<br>(23.5, 38.5) | 76   | 38.1<br>(30.1, 46.2) | 75   | 28.3<br>(21.9, 34.8) | 58   | 23.6<br>(17.0, 30.2) |

| Health Insurance Status | Vehicle Smoking Policy | 2021 |                      |
|-------------------------|------------------------|------|----------------------|
|                         |                        | N    | Weighted% (95%CI)    |
| Insured                 | Smoking Ban            | 1659 | 82.5<br>(80.2, 84.9) |
|                         | No Ban                 | 292  | 17.5<br>(15.1, 19.8) |
| Uninsured               | Smoking Ban            | 100  | 72.8<br>(64.4, 81.2) |
|                         | No Ban                 | 45   | 27.2<br>(18.8, 35.6) |

1. Table 11. Proportion of Oklahoma adults reporting smoking ban in vehicle by disability status, Oklahoma BRFSS 2016 – 2021

| Disability Status      | Vehicle Smoking Policy | 2016 |                      | 2017 |                      | 2018 |                      | 2019 |                      | 2020 |                      |
|------------------------|------------------------|------|----------------------|------|----------------------|------|----------------------|------|----------------------|------|----------------------|
|                        |                        | N    | Weighted% (95%CI)    | N    | Weighted% (95%CI)    | N    | Weighted% (95%CI)    | N    | Weighted% (95%CI)    | N    | Weighted% (95%CI)    |
| One or more disability | Smoking Ban            | 912  | 70.3<br>(66.5, 74.0) | 836  | 68.9<br>(64.9, 73.0) | 669  | 67.7<br>(63.2, 72.3) | 803  | 69.4<br>(65.7, 73.1) | 559  | 72.1<br>(68.0, 76.3) |
|                        | No Ban                 | 280  | 29.7<br>(26.0, 33.5) | 256  | 31.1<br>(27.0, 35.1) | 201  | 32.3<br>(27.7, 36.8) | 274  | 30.6<br>(26.9, 34.3) | 180  | 27.9<br>(23.7, 32.0) |
| No disability          | Smoking Ban            | 1684 | 82.3<br>(79.7, 85.0) | 1359 | 82.3<br>(79.6, 85.0) | 1154 | 82.3<br>(79.5, 85.1) | 1408 | 85.2<br>(82.9, 87.5) | 1036 | 85.5<br>(82.8, 88.3) |
|                        | No Ban                 | 268  | 17.7<br>(15.0, 20.3) | 239  | 17.7<br>(15.0, 20.4) | 202  | 17.7<br>(14.9, 20.5) | 212  | 14.8<br>(12.5, 17.1) | 148  | 14.5<br>(11.7, 17.2) |

| Disability Status      | Vehicle Smoking Policy | 2021 |                      |
|------------------------|------------------------|------|----------------------|
|                        |                        | N    | Weighted% (95%CI)    |
| One or more disability | Smoking Ban            | 646  | 71.6<br>(67.3, 75.9) |
|                        | No Ban                 | 181  | 28.4<br>(24.1, 32.7) |
| No disability          | Smoking Ban            | 1118 | 87.4<br>(85.0, 89.8) |
|                        | No Ban                 | 153  | 12.6<br>(10.2, 15.0) |