

ANALYSIS OF Cancer in Oklahoma's SoonerCare Program



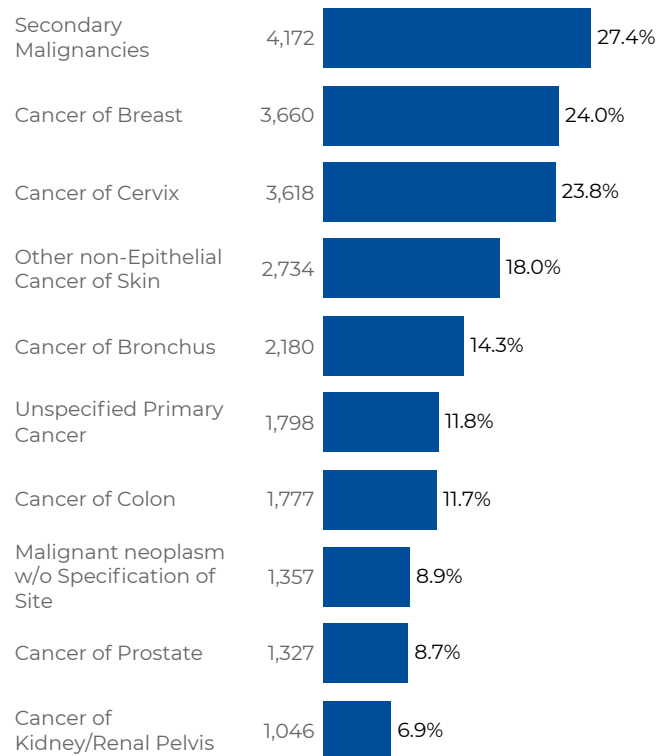
SoonerCare Members

The number of SoonerCare members diagnosed with cancer increased substantially from SFY2022 (15,059 members) to SFY2023 (22,515). Most were adults. The prevalence rate of cancer among SoonerCare members remained stable at 1.5%.

Among the 33 different types of cancer, defined by the *International Classification of Diseases, 10th Revision*, the most common type of cancer were secondary malignancies, followed by breast, cervix, and non-epithelial skin cancer.

Top 10 Most Frequent Cancer Diagnoses

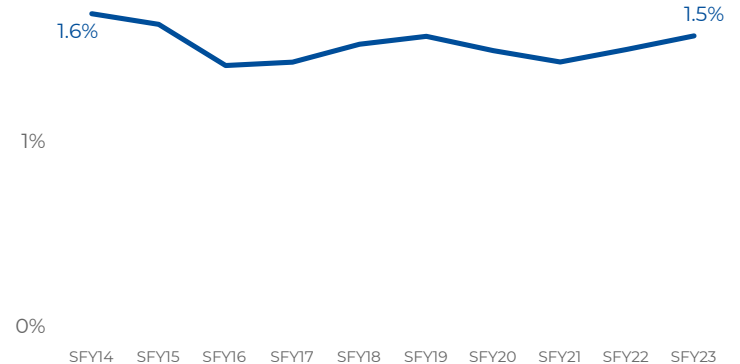
Showing top 10 cancer diagnoses by number of members; Members may be diagnosed with more than one cancer type.



78.1%

of all members with cancer had one or more of the top ten most frequent cancer types

Cancer Prevalence Rates

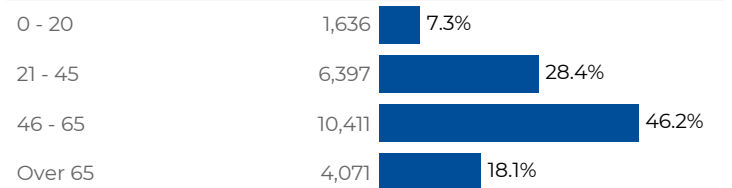


In SFY2023 there were

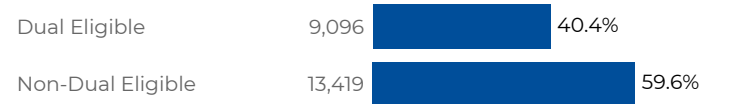
22,515

members with cancer, or 1.5% of all SoonerCare members

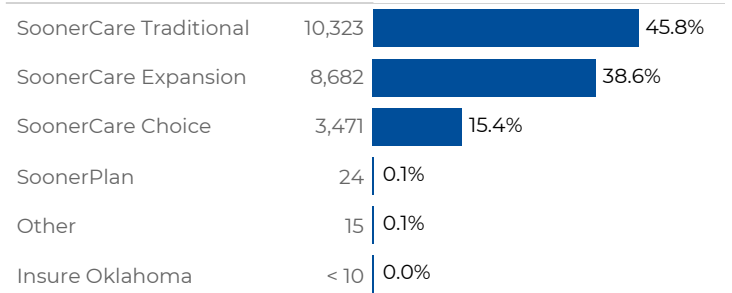
Members with Cancer by Age Group SFY2023



Members with Cancer by Eligibility Type SFY2023



Members with Cancer by Delivery System SFY2023



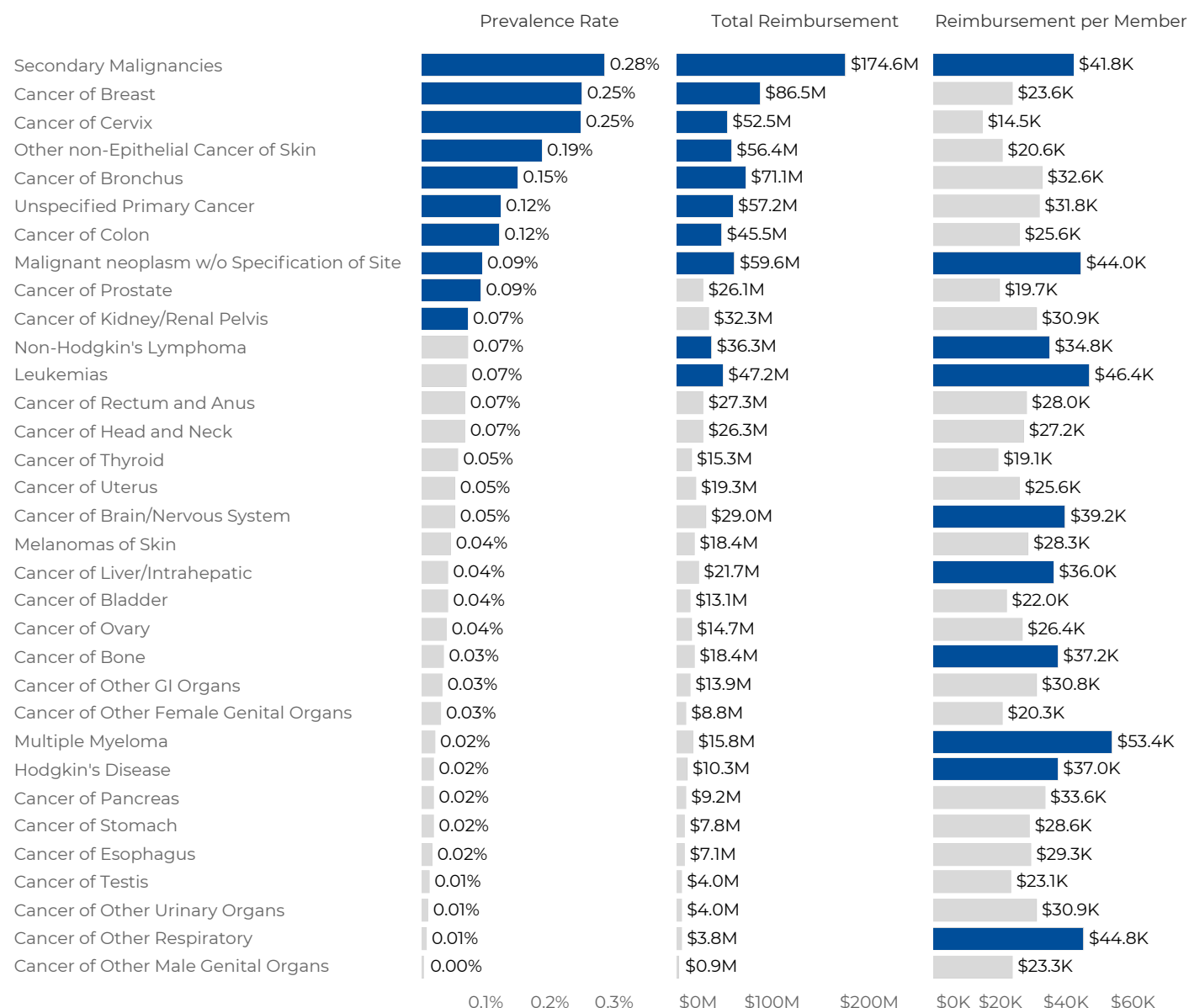
ANALYSIS OF Cancer in Oklahoma's SoonerCare Program



Secondary malignancies, breast, cervix, and non-epithelial cancers of the skin were among the most prevalent types of cancer in SFY2023.

Per-member reimbursements for members with **multiple myeloma** were highest at **\$53K** average.

Cancer Prevalence Rate, Total Reimbursement, and Reimbursement per Member - Top 10 for Each Measure



ANALYSIS OF Cancer in Oklahoma's SoonerCare Program

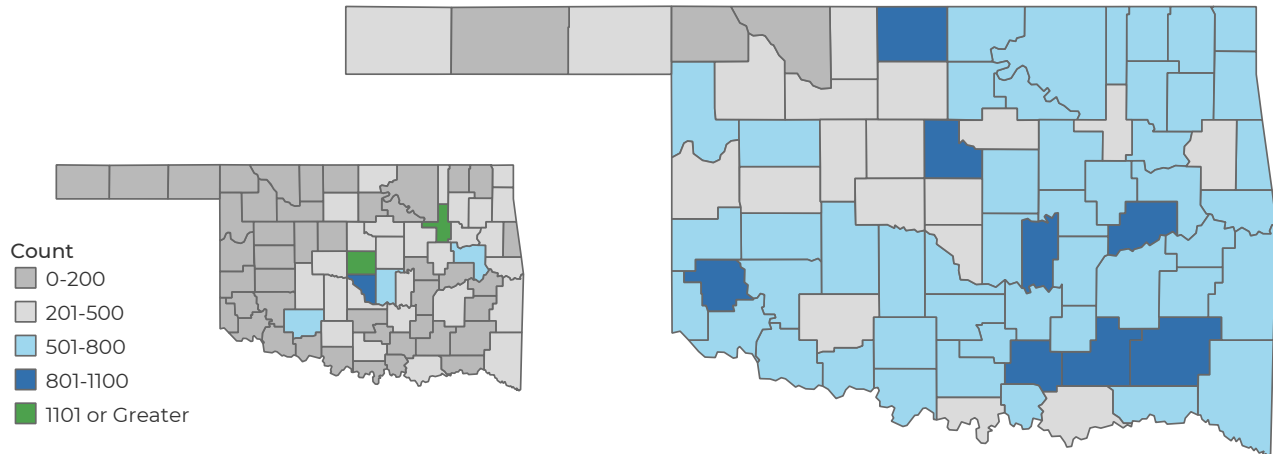


Prevalence Rates

Prevalence



Eight counties had cancer prevalence higher than 2.0% in SFY2023. There is some evidence of clustering in the southeastern part of the state.

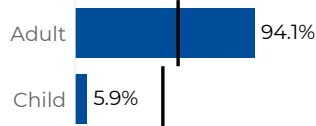


SoonerCare Members with Cancer

In SFY2023, cancer was more prevalent among adults, females, and Caucasians than would be expected based on the demographic composition of all SoonerCare members. See details below. The black line represents the percent of total SoonerCare members.


94.1%

were adults
21,182 members



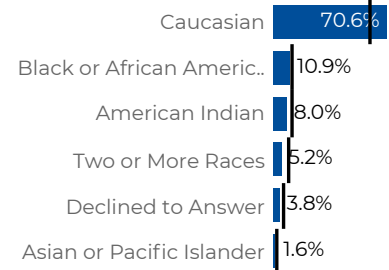
66.3%

were female
14,930 members



70.6%

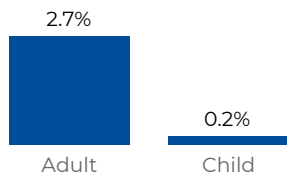
were Caucasian
15,890 members



Prevalence Rates Among SoonerCare Members

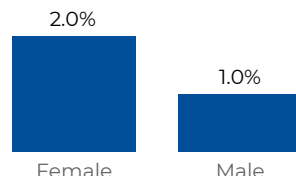
2.7%

of all adult members
had cancer



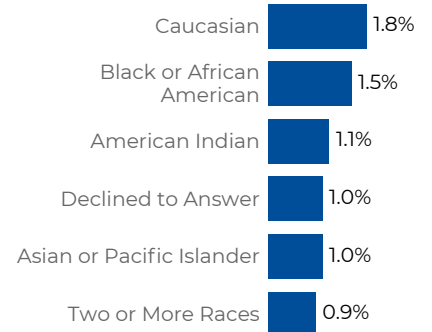
2.0%

of all female members
had cancer



1.8%

of all Caucasian
members had
cancer



ANALYSIS OF Cancer in Oklahoma's SoonerCare Program

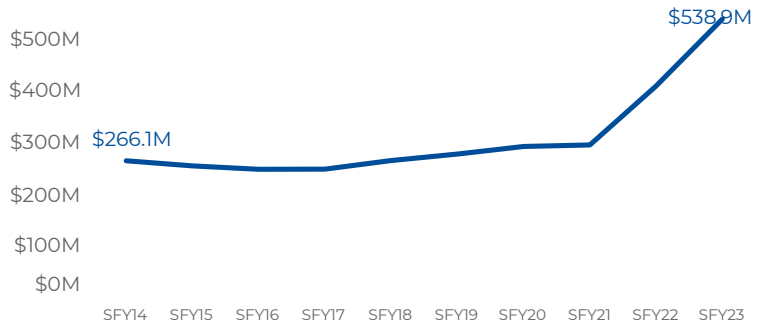


Reimbursement Cost

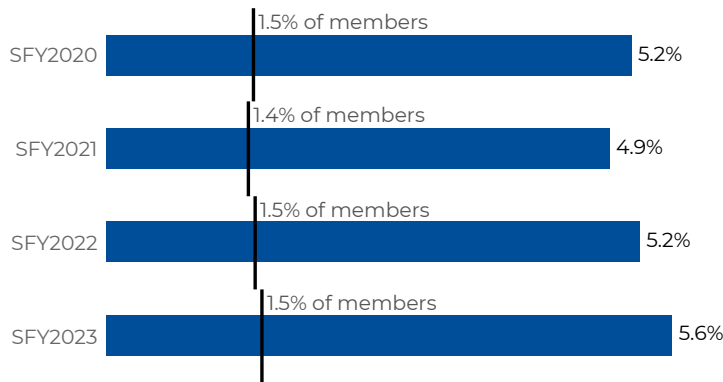
While only 1.5% of SoonerCare members had cancer in SFY2022, the total reimbursement associated with their services made up 5.6% of all SoonerCare reimbursements paid in SFY2022. The cost of providing care to members with cancer is disproportionately higher than the prevalence of cancer among SoonerCare members.

The total reimbursement for members with cancer increased to \$539M in SFY2023, due not only but primarily to an increase in the SoonerCare population during this year. There was also a continued increase in per-member reimbursement.

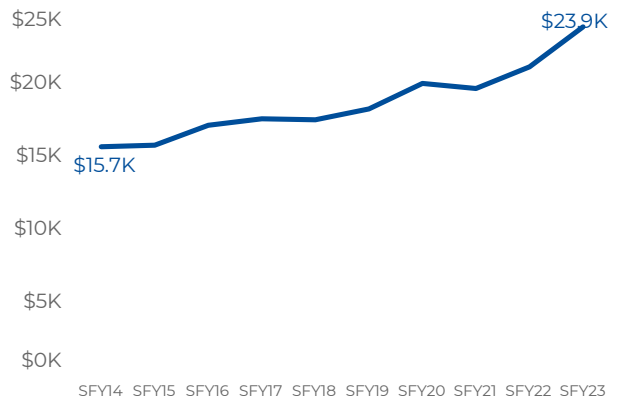
Annual Reimbursement for Members with Cancer



SoonerCare Members with Cancer: Percent of Total Reimbursement Compared to Percent of SoonerCare Enrollment



Average Reimbursement per Member with Cancer



\$538,882,457

Total reimbursement for members with cancer

\$23,934

Average reimbursement for members with cancer

	Total Reimbursement	% of Total Reimbursement	Reimbursement per Member
Dual Eligible	\$129,444,676	24.0%	\$14,231
Non-Dual Eligible	\$409,437,782	76.0%	\$30,512
Adult	\$498,829,049	92.6%	\$23,550
Child	\$40,053,408	7.4%	\$30,048
Female	\$319,787,454	59.3%	\$21,419
Male	\$219,095,004	40.7%	\$28,885