

ANALYSIS OF Hypertension in Oklahoma's SoonerCare Program



SoonerCare Members

The number of members diagnosed with hypertension increased from 131,328 members in SFY2022 to 149,893 in SFY2023. Nearly all were adults.

This continued a trend established since reporting began, with the drop in SFY20-21 likely a result of COVID-19 causing underreporting.

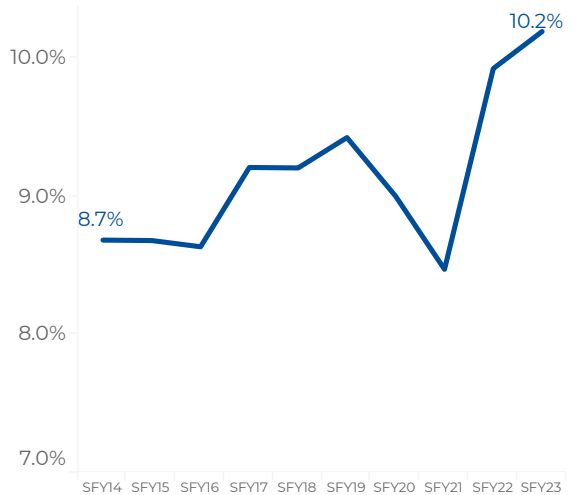
In SFY2023 there were

149,893 members
with hypertension, or **10.2%**
of all members

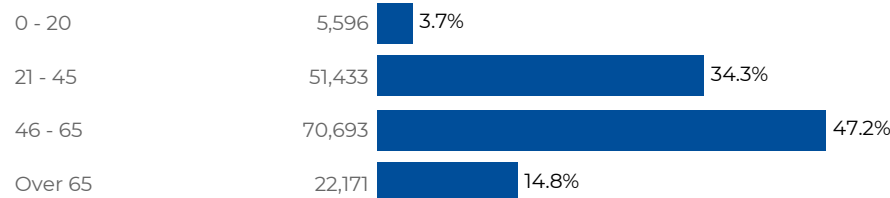
Total SoonerCare Enrollment



Hypertension Prevalence Rates
SFY2013 - SFY2023



Members with Hypertension by Age Group SFY2023



47.2%
were 46 - 65
70,693 members

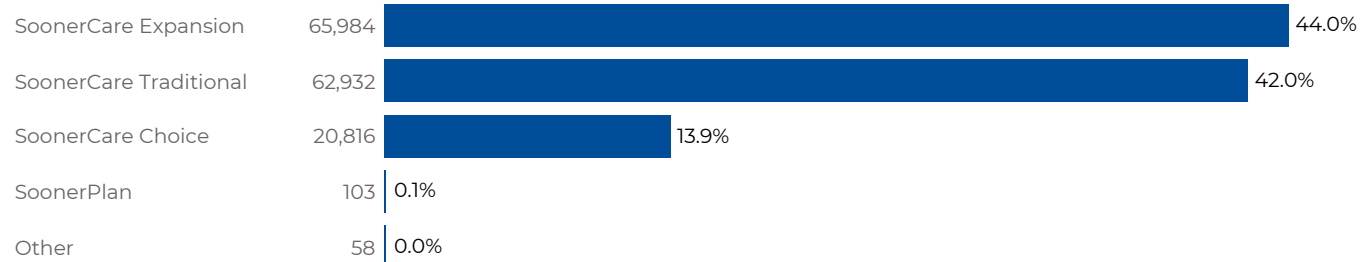
Members with Hypertension by Eligibility Type SFY2023



63.3%
were Non-Dual Eligible*
94,848 members

**Dual Eligible: members enrolled in both Medicaid and Medicare*

Members with Hypertension by Delivery System SFY2023

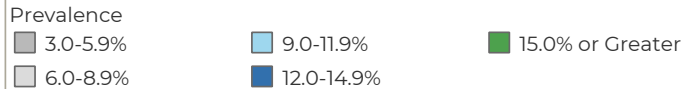


Data was compiled by the Office of Data Governance and Analytics. | Data is current as of December 2024 and is subject to change.

ANALYSIS OF Hypertension in Oklahoma's SoonerCare Program

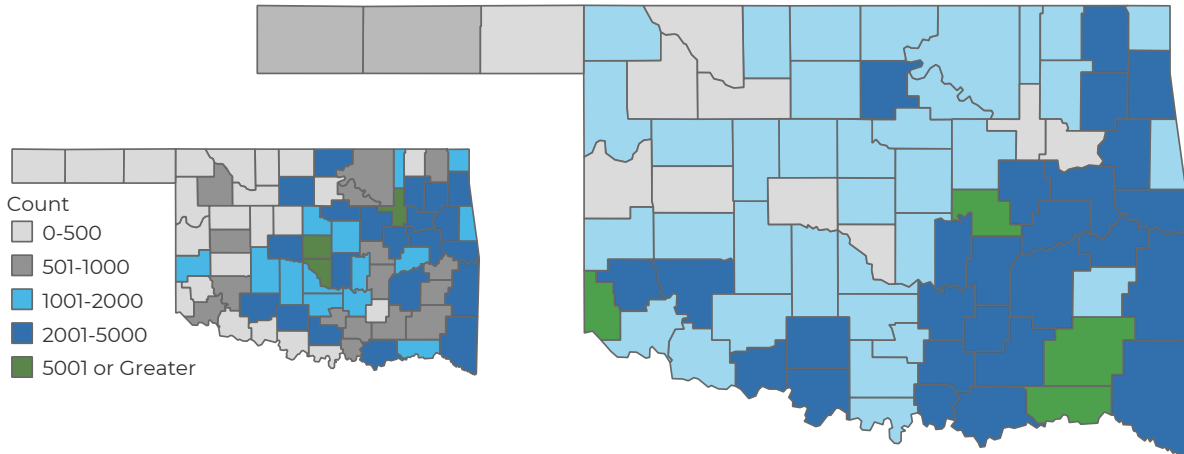


Prevalence Rates



There is a pattern of higher incidence in the eastern/southeastern counties of the state in SFY2023.

In Harmon, one in five (19.7%) SoonerCare members has been diagnosed with hypertension. This county has maintained high prevalence in the last few years.

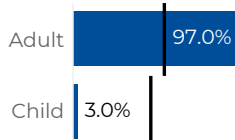


SoonerCare Members with Hypertension

In SFY2023, hypertension was more prevalent among adults, females, Black or African Americans, and Caucasians than would be expected based on the demographic composition of all SoonerCare members. See details below. The black line represents the percent of total SoonerCare members.

97.0%

were adults
145,448 members



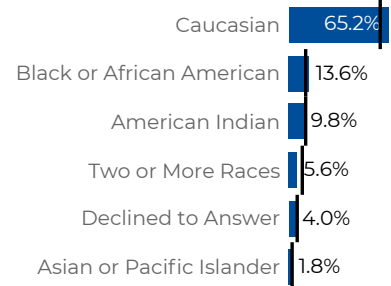
58.4%

were female
87,508 members



65.2%

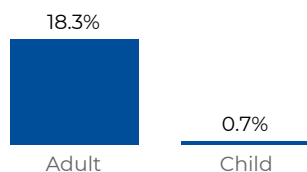
were Caucasian
97,769 members



Prevalence Rates Among SoonerCare Members

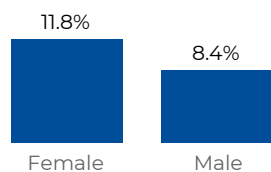
18.3%

of all adult members had hypertension



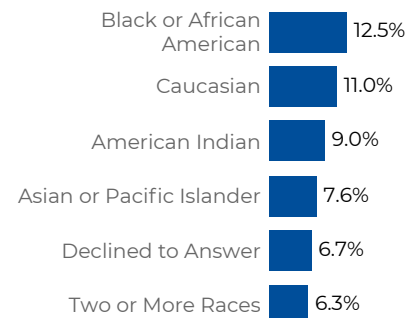
11.8%

of all female members had hypertension



12.5%

of all Black or African American members had hypertension



ANALYSIS OF Hypertension in Oklahoma's SoonerCare Program

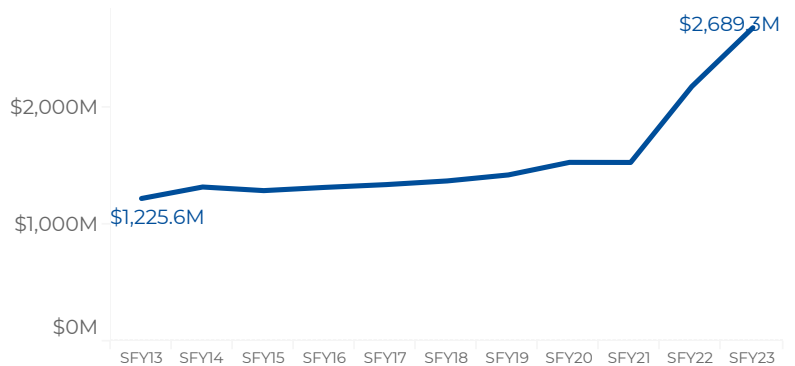


Reimbursement Cost

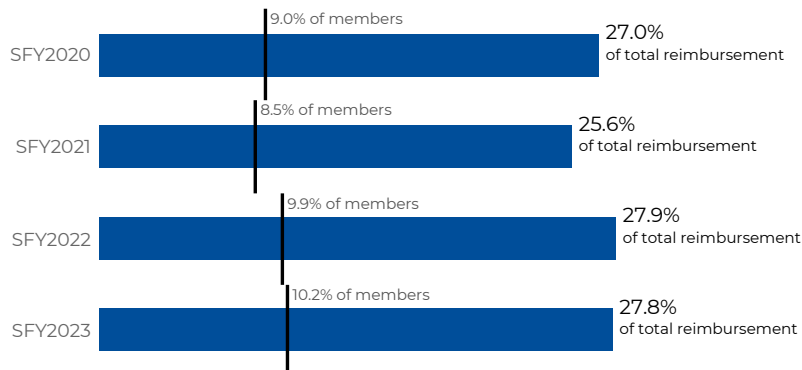
The total reimbursement for services utilized for members with hypertension in SFY2023 increased significantly to \$2,689,305,327. The per-member average total reimbursement for SFY2023 rose to \$17,942, reversing a decrease in SFY2022.

Despite a prevalence rate of 10.2%, the total reimbursement for services rendered for SoonerCare members with hypertension made up 27.8% of all reimbursements paid in SFY2022. The cost of providing care to members with hypertension was disproportionately higher than the prevalence of hypertension among SoonerCare members.

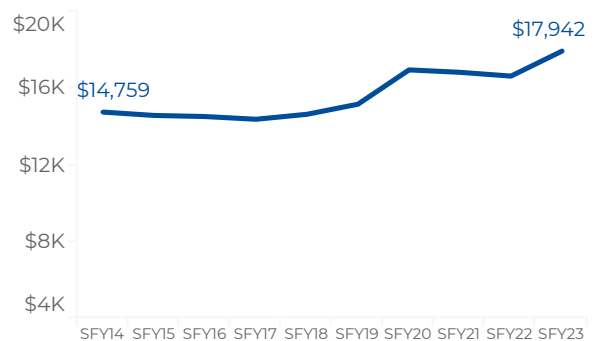
Annual Reimbursement for Members with Hypertension
SFY2013 - SFY2023



SoonerCare Members with Hypertension: [Percent of Total Reimbursement](#) Compared to Percent of Total SoonerCare Enrollment



Average Reimbursement per Member with Hypertension
SFY2013 - SFY2023



\$2,689,305,327

Total reimbursement for members with hypertension

\$17,942

Average reimbursement for members with hypertension

| | Total Reimbursement | % of Total Reimbursement | Reimbursement per Member |
|-------------------|---------------------|--------------------------|--------------------------|
| Dual Eligible | \$854,140,055 | 31.8% | \$15,517 |
| Non-Dual Eligible | \$1,835,165,272 | 68.2% | \$19,348 |
| Adult | \$2,529,667,056 | 94.1% | \$17,392 |
| Child | \$159,638,272 | 5.9% | \$35,914 |
| Female | \$1,494,489,400 | 55.6% | \$17,078 |
| Male | \$1,194,815,927 | 44.4% | \$19,152 |